

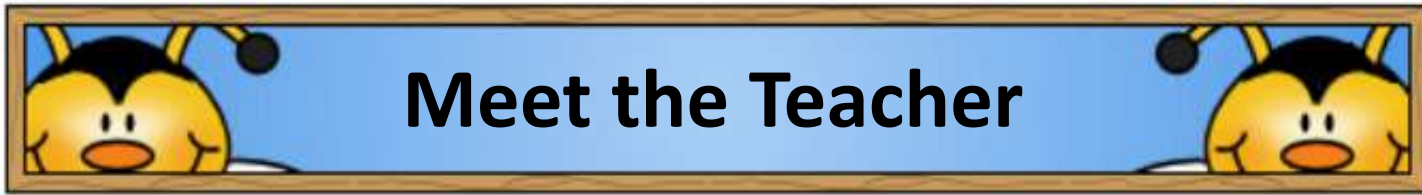


Ms. Gillingham's Class  
Edwin Rhodes  
Parent Collegiate Night  
August 20, 2019

# My Kids

- Emily is a Freshman in college
- Sarah is in 11<sup>th</sup> Grade
- Joshua is in 10<sup>th</sup> Grade
- Ian is in 7<sup>th</sup> Grade
- Olivia is in 4<sup>th</sup> Grade
- Pets
  - Dogs, Kasey, Buddy
  - Cats, Tiger Leo
  - Snake, Jake





## Meet the Teacher

- My background
  - B.S. degree in Child Development from CSUF
  - Multiple Subject California Teaching Credential from CSUF.
  - M.S. Reading and Literacy CSUF
  - California Reading and Literacy Specialist Credential CSUF
- My experience
  - I have taught kindergarten, 2<sup>nd</sup> and 4<sup>th</sup> grade.
  - Seventh year in 1<sup>st</sup> grade.



## Classroom Expectations

1. Listen, and follow directions the first time.
2. Raise your hand and wait to be called on before speaking.
3. Keep hands, body, words or things from hurting others or disturbing our work to ourselves.
4. Walk when not on the playground.
5. Stay seated at your desk or on the rug until directed to move.



## Behavior Management

- ❖ We have the color card system.
- ❖ Green: On task, Great Day!
- ❖ Yellow: Warning – no punch on card, miss a few minutes at recess.
- ❖ Red: Note Home - no punch on card, miss a few minutes at recess.
- ❖ Blue: Caught being good!
- ❖ They have a punch card and when they receive 10 punches they get to choose a toy from the treasure chest.



## Goals for First Grade



- ❖ **Love** reading and find both pleasure in reading as well as a source for knowledge
- ❖ Learn to read fluently by developing a strong sight word base
- ❖ Read for understanding
- ❖ Develop confidence in writing as a way to express themselves and as a product of creativity
- ❖ Use critical thinking skills to help solve math problems
- ❖ Become independent learners who are confident in their abilities and feel successful



## Reading the Key to Success

- ❖ Reading 15 minutes daily
- ❖ Reading aloud to your child models fluency and expression
- ❖ Providing books that are at your child's level, approximately 1 mistake for every 20 words, books are leveled according to grade level (see attached sheet)
- ❖ Having your child read aloud to you daily
- ❖ Practicing sight words, helps develop fluency
- ❖ Fluency- the more your child reads and is exposed to words, results in their ability to read words accurately and automatically
- ❖ Reading for understanding- Asking your child to retell the story, tell you the problem in the story and how it was solved



# Curriculum

## ❖ **Math- Pearson**

- ❖ In depth focus on fewer math concepts that allow for a higher level of mastery
- ❖ Development of critical thinking skills- using multiple strategies to solve a problem

❖ Hands on

## ❖ **Language Arts- Wonders**

- ❖ Differentiated through small group readers
- ❖ Weekly Spelling based on sound patterns
- ❖ Weekly grammar concepts
- ❖ Closed reading activities that actively engage students, using a variety of text, to develop critical reading skills.





Mastering sight words is crucial for success in reading and writing. This year we will be working on the Dolch sight word list. There are five books beginning with pre-primer to third grade that the students will work through. Students will be able to work at their own pace and will be expected to read the words, **those that want to be challenged can also spell them.** Flashcards will be sent home for each book to practice and students will be tested on at least 1 list per week. This will be done in class, with support at home.



- ❖ Reading fluently leads to success in reading and reading for understanding
- ❖ Students will read passages fluently each week
- ❖ They will go home Monday and coincide with our reading unit. Students should read them each day



## Literacy Centers

- ❖ The children will have an opportunity to learn through a variety of hands on games and activities.
- ❖ The centers help to reinforce previously learned concepts and to extend them.
- ❖ The centers also meet the needs of children that learn in a variety of ways.
- ❖ I'm able to differentiate the activities to help those who need more practice, as well as to challenge those who have already mastered certain skills.
- ❖ Finally, they allow me to evaluate and observe the children in a one on one situation, so that I can provide them with the necessary support.



# Homework



- ❖ Homework in First Grade should take about 20 – 30 minutes a night.
- ❖ Spelling homework will come home Monday and will be a choice board
- ❖ Math homework will come home each night Monday through Thursday unless we are having a test.
- ❖ Spelling Tests are on Fridays.
- ❖ Please read with your child 15 minutes EVERY night.



# Spelling Homework

- ❖ Choose 3 items for your child to complete
- ❖ Attach written work
- ❖ Sign and return Friday
- ❖ Spelling starts Next week

Name: \_\_\_\_\_ Date: \_\_\_\_\_ Number: \_\_\_\_\_


 Spelling Contract - Unit 3  
 Week 2  
**Due Date and Test Date: Friday**


Directions: Please use your best handwriting and complete 3 of the items listed below. Highlight or circle the items you choose. Staple all of your work to this sheet and turn it in on Friday. \*Spelling list is at the bottom of this page.

<b>Computer Spelling</b> Type each word on the computer using different fonts.	<b>Double Doodle</b> Write your spelling words in a "double doodle" by holding two markers together.	<b>Practice Test</b> Take a practice spelling test and have a family member check your work.
<b>Capital Words</b> Write each word in lower case letters. Write it again in capital letters. Example: <u>between</u> BETWEEN	<b>Big and Little Words</b> Write each spelling word. Write each word again next to it using capital letters for the vowels and lowercase letters for the consonants. Example: open OpEn	<b>Finger Spelling</b> Trace your spelling words onto a family member's back or arm. Have them try to figure out your word. Say the letter silently to yourself as you trace.
<b>Say and Write</b> As you write each spelling word, say each letter of the word softly. Then say the word. Ex: student → s-t-u-d-e-n-t	<b>Add My Words</b> Write each spelling word. Then add up each spelling word. Circle the largest sum. Consonants are worth 2. Vowels are worth 1. Example: where = 2+2+1+2+1 = 8	<b>Spelling Rhymes</b> Write each spelling word. Write a word that rhymes with it next to the word. Example: men ten that cat
<b>Silly Sentences</b> Write 5 silly sentences that each contain 2 of your spelling words.	<b>Syllable Spelling</b> Write each spelling word as many times as there are syllables.	<b>Story Spelling</b> Write a short story using all of your spelling words. Underline each spelling word in your story.

**Challenge Spelling Words**

1. chime
2. shine
3. white
4. tribe
5. strike
6. drive
7. mice
8. twice
9. pretty
10. together

Parent/Guardian Signature: \_\_\_\_\_



# Grading Policy



- ❖ Grades are based on in class activities, assessments, running records, and observations
- ❖ Grading Scale:
  - ❖ 1- Standard not Met
  - ❖ 2- Progressing towards the standard
  - ❖ 3- Meeting the standard
  - ❖ 4- Extending the standard
  
- ❖ Homework needs to be completed weekly.

# Newsletter

## Mrs. Gillingham's Busy Bees

News and Notes from Mrs. Gillingham's Classroom

For the Week of: October 20-24

### Here's what we are working on!

**Reading:** This week we will be focusing on the letter sounds /l/ and /s/. We will also be discussing how and why we make predictions when we read, and how picture clues can help us understand more about the story.

**Math:** We will be finishing up our unit on addition and be moving into subtraction. Please continue to practice math facts at home.

**Writing:** This week the children will be working on a bat narrative story. They will be drawing a story map, then creating their own stories.

**Science:** This week we will be focusing on science investigation. How our senses help us learn about the environment around us. Also how scientist use different tools and strategies to solve problems.

### Homework!

**Memory:** The Lord your God is with you wherever you go. Joshua 1:9

**Reading:** Book reports: Beginning, Middle, and End

**Spelling:** Spelling Packet due Friday. Spelling Test on list # on Friday. (list attached)

**Math:** Nightly math homework to be returned daily. No math homework on Thursday.

### Dates to Remember

- October 20 No School
- October 23 Pink Out Day
- October 27 Red Ribbon Week
- October 31 Jog-A-Thon & Harvest Party

### Other Reminders

Congratulations to the following Busy Bee Readers:  
Brooklyn, Andrew W., Gavin, Olivia, and Logan

Jack is taking Button home this week!



Bee of the Week  
**Hayden**



- ❖ October 29<sup>th</sup> Literature Day
- ❖ December 19th Winter Party
- ❖ February 14th Valentine's Day Party
- ❖ End of the year park day





## Other Stuff

- ❖ Birthdays -You may send small treats (cookies, cupcakes no chips and only 100% juice) to celebrate your child's birthday. Send a note a couple of days in advance. If your child has a summer birthday please let me know when you would like to celebrate it.
- ❖ Each month I will send a Scholastic Book Club order form. The books offered are usually award-winning and age appropriate for first grade children. All orders can be done online.



Your child will be bringing home Button Bear. The pet goes home on Friday and is returned the following Friday. Have fun taking him different places and then your child can journal all about it. Included is also a page to either place photographs or draw your own picture.



## Bee of the Week

- ❖ Monday: Complete Bee of the Week form and file folder.
- ❖ Tuesday: Bring in your favorite storybook to share with the class.
- ❖ Wednesday: Bring in a favorite healthy snack to share with the class.
- ❖ Thursday: Bring in your favorite toy or item to share.



## Special Classes

Our schedule is as follows:

Wednesday – Computer Lab

Thursday – Library

Friday – Computers

P.E. is everyday but Tuesday

\* On P.E. days please make sure your child wears tennis shoes.



## Stay Connected!

- Newsletters will be sent home weekly. Check your child's folder.
- Returned Work will come home Friday in an envelope. Please return the empty envelope on Monday
- My Email: [skye\\_Gillingham@chino.k12.ca.us](mailto:skye_Gillingham@chino.k12.ca.us)
- Remind: [skye\\_gillingham@chino.k12.ca.us](mailto:skye_gillingham@chino.k12.ca.us)
- Website: <https://www.chino.k12.ca.us/Domain/4841>
- School: (909) 364-0683



Welcome to a great year  
in 1<sup>st</sup> Grade!