


This number corner pennant banner can be printed on Astrobright paper or construction paper for a really beautiful heading for your number corner. It reads:

“Number Corner”.


I cut it out (including the triangles at the bottom) and laminated them for durability. Next, I put a brad in the top right corner of each letter piece so that when hung, the letters hung well, without falling all towards the middle.

Enjoy!


N




u




m




b




e









A stylized, bold, black lowercase letter 'r' is positioned in the upper half of a rectangular frame. The letter has a thick vertical stem and a curved arm that extends to the right and then curves downwards. The frame is a simple black outline.




C









A stylized, bold, black lowercase letter 'r' is positioned in the upper half of a white rectangular frame. The letter has a thick vertical stem and a curved arm that extends to the right and slightly upwards. The frame is a simple black border.




n



e





A bold, black, stylized lowercase letter 'r' is positioned in the upper half of a rectangular frame. The letter has a thick vertical stem and a curved arm that extends to the right and slightly upwards. The frame is a simple black border.

