

Aprendiendo con Maestras KerenSa y Betty



Mueve un pez al salón para ponerte en la zona verde.

Move a fish into the classroom to put yourself into the green zone.

Students, drag the icons!



Objetivo de aprendizaje:

Recuerdo que significan mis palabras de vocabulario del semestre pasado.

I remember what the vocabulary words from last semester mean.



Students, drag the icons!



Objetivo de aprendizaje:

Puedo usar los detalles clave para la idea principal de un texto expositivo.

(4.RI.1)(4.RI.2|)

I can use key details to infer the main idea of an expository text.


English Key Ideas and Details	
Spanish Key Ideas and Details	
RI.4.1	I can refer to details and examples in the text to explain what the text says explicitly and when drawing inferences.
RI.4.2	I can use key details to determine the main idea of a text and can summarize the text.
RI.4.3	I can explain events, ideas or procedures from an informational text and use the text to support my explanation.



Students, drag the icons!



triángulo escaleno



un triángulo cuyos lados tienen diferentes longitudes

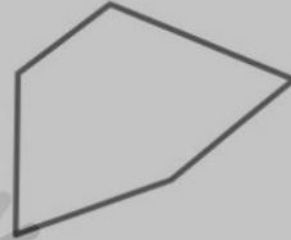
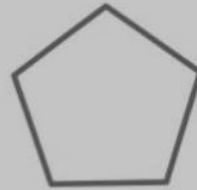


rotation



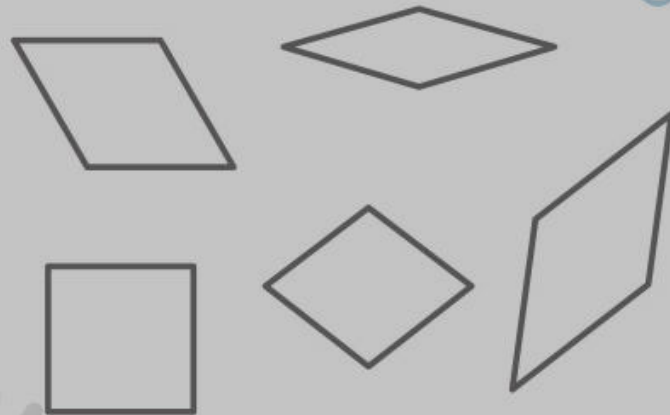
a turn of a geometric figure

pentágono



una figura bidimensional (plana) con 5 lados


rombo



una figura bidimensional (plana) con 4 lados congruentes

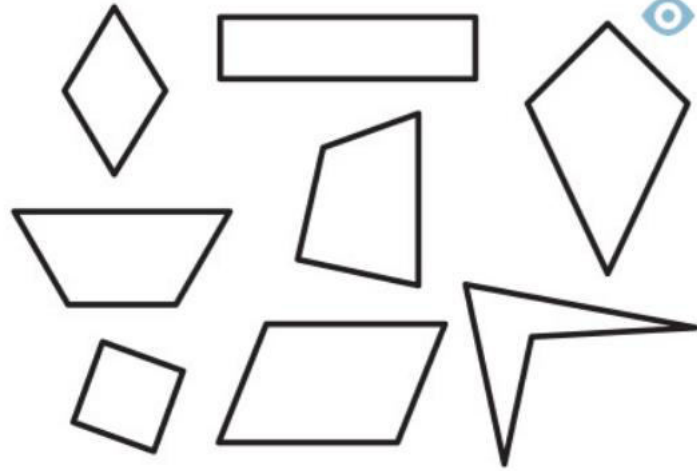


triángulo isósceles




un triángulo con exactamente dos lados congruentes

quadrilateral



a two-dimensional (flat) shape with 4 sides

pentágono



una figura bidimensional (plana) con 5 lados

Toma una foto de tu cuaderno y adjuntala a esta diapositiva:
Take a picture of your journal and add to this slide


Clues to insert a picture/ Pistas para insertar una imagen:

[Chromebooks y computadoras](#) [iPads](#)

Nombre:

Puedo usar los detalles clave para la idea principal de un texto expositivo. (4.RI.1)(4.RI.2)

I can use key details to infer the main idea of an expository text.



English Key Ideas and Details	
Spanish Key Ideas and Details	
RI.4.1	I can refer to details and examples in the text to explain what the text says explicitly and when drawing inferences.
RI.4.2	I can use key details to determine the main idea of a text and can summarize the text.
RI.4.3	I can explain events, ideas or procedures from an informational text and use the text to support my explanation.

Deck



Students, drag the icon!

Bell Ringer

As you come in and get settled, follow these instructions:

1

Find your seat

2

Take out your
classroom device

3

In Pear Deck answer,
“What was your main
takeaway from the
homework?”



Students, write your response!

How well did you like this lesson?

¿Cómo te pareció esta lección?

🔊 Audio Included



Students, drag the icon!



Pear Deck Interactive Slide
Do not remove this bar

Think of a question
your classmates
might have.



Students, write your response!



Pear Deck

Pear Deck Interactive Slide

Do not remove this bar

I observe...

Describe what you saw
or what happened



Students, write your response!



Pear Deck Interactive Slide
Do not remove this bar

Piensa en una pregunta que puedan tener tus compañeros.



Think of a question your classmates might have.

Students, write your response!

**What do you
wonder about
today's topic?**

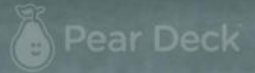


Students, write your response!

¿Cómo podríamos.....?



Students, write your response!



Pear Deck Interactive Slide
Do not remove this bar

Fill in the missing letter

C

B

R

T

T

T



Students, draw anywhere on this slide!

Circle the items that start with [B]



Students, draw anywhere on this slide!

Label the clock

Hour hand: blue

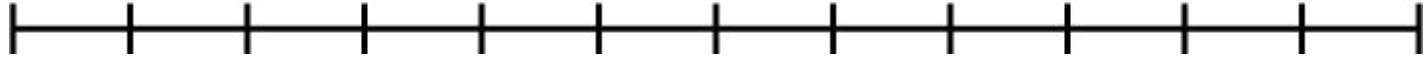
Minute hand: red

Time: 1:30



Students, draw anywhere on this slide!

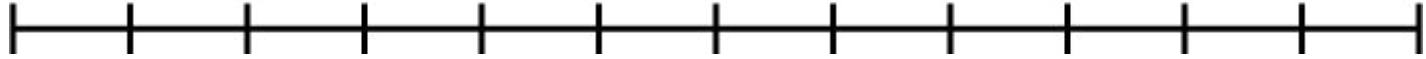
Insert your prompt here



Students, draw anywhere on this slide!

Pear Deck Interactive Slide
Do not remove this bar


Insert your prompt here



Students, draw anywhere on this slide!

Pear Deck Interactive Slide
Do not remove this bar

Insert your prompt here



Students, draw anywhere on this slide!

Pear Deck Interactive Slide
Do not remove this bar

Name _____

BLANK NUMBER LINES



Students, it's time to stop _____
and start _____.

1

Step 1

2

Step 2

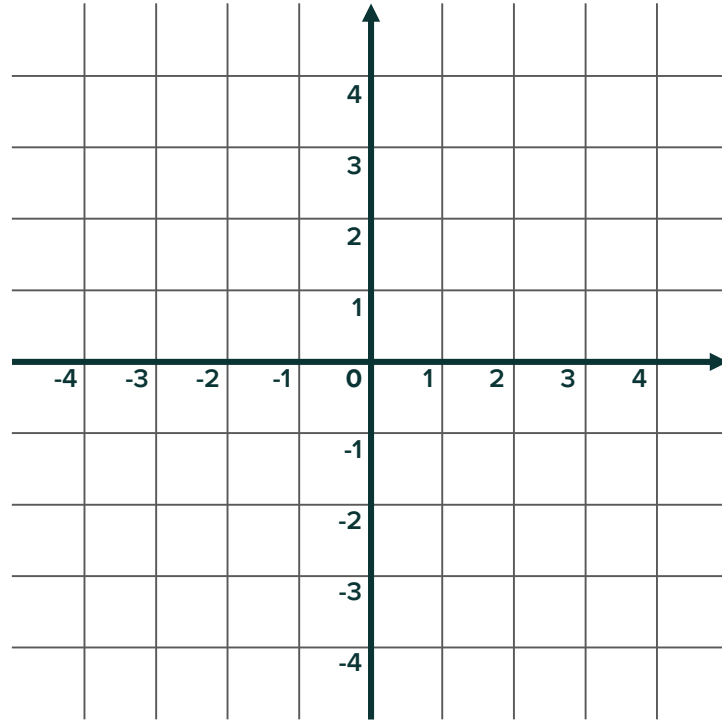
3

Step 3



Students, follow the instructions on the slide

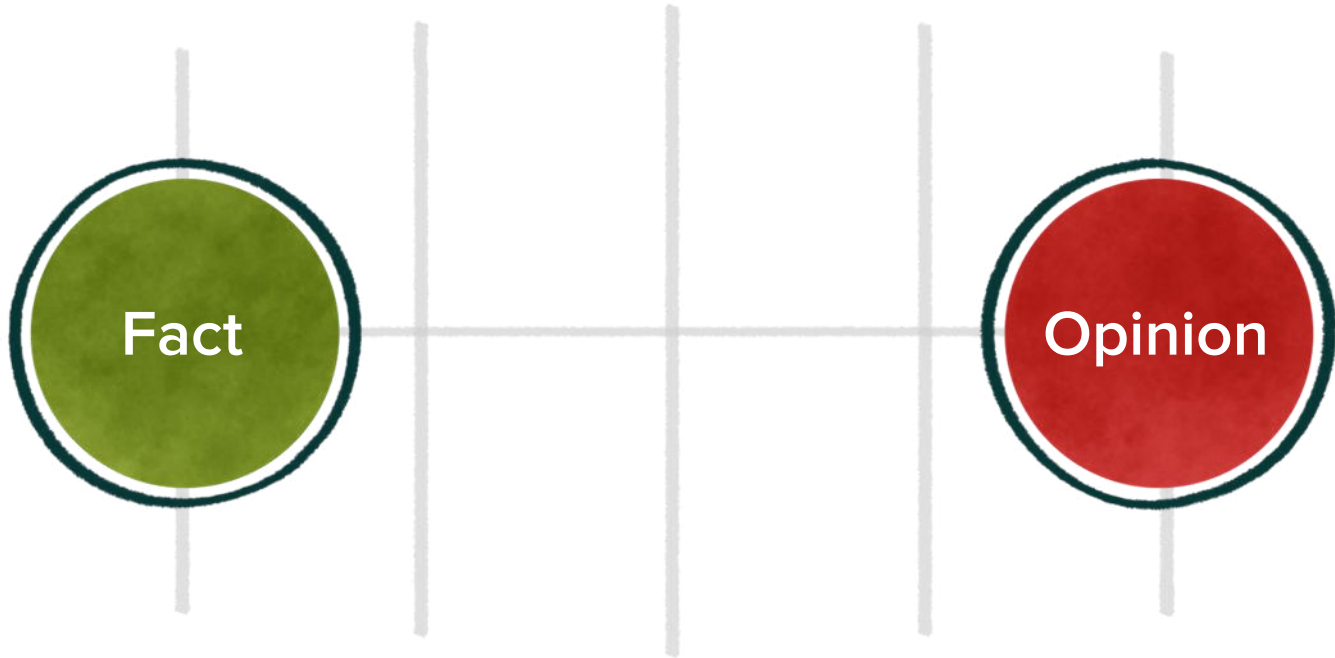
Graph: [enter your problem here]



Students, draw anywhere on this slide!

Fact or opinion?

[Insert an excerpt from the reading.]



Students, drag the icon!



Cause and Effect

Causes

Effects



Students, draw anywhere on this slide!

Pear Deck Interactive Slide
Do not remove this bar

What kind of source is this?

[Insert an excerpt, link to an article, or assign pages from a book.]

Primary

*Interviews
Diaries
Objects/Artifacts
Numerical Data
Surveys
Works of fiction
Letters
Official documents*

Secondary

*Biographies
Research Articles
Commentaries
Website*

Tertiary

*Encyclopedias
Guide Books
Text Books
Index
Bibliography
Chronologies
Almanacs*



Fill in the Blanks with the Appropriate Word

Word Bank

[riquísimo]

[cuenta]

[como]

[recomienda]

No _____ carne, soy vegetariano

Mmmm, está _____

Me trae la _____, por favor?

Qué me _____?



Students, draw anywhere on this slide!



Pear Deck Interactive Slide
Do not remove this bar

Drag the dot to indicate where the taco is

[El taco esta debajo del pupitre.]



Students, drag the icon!






Let's play
Flashcard Factory!
Enter the code
[mmawf]



Students browse: joinpd.com

Pear Deck Interactive Slide
Do not remove this bar

Compare: [King Lear and Richard III]



Students, draw anywhere on this slide!

Correct the sentence

[when me and
my friends ride bike's
we wear helmet's]



Students, draw anywhere on this slide!

Drag the dots to the [nouns]

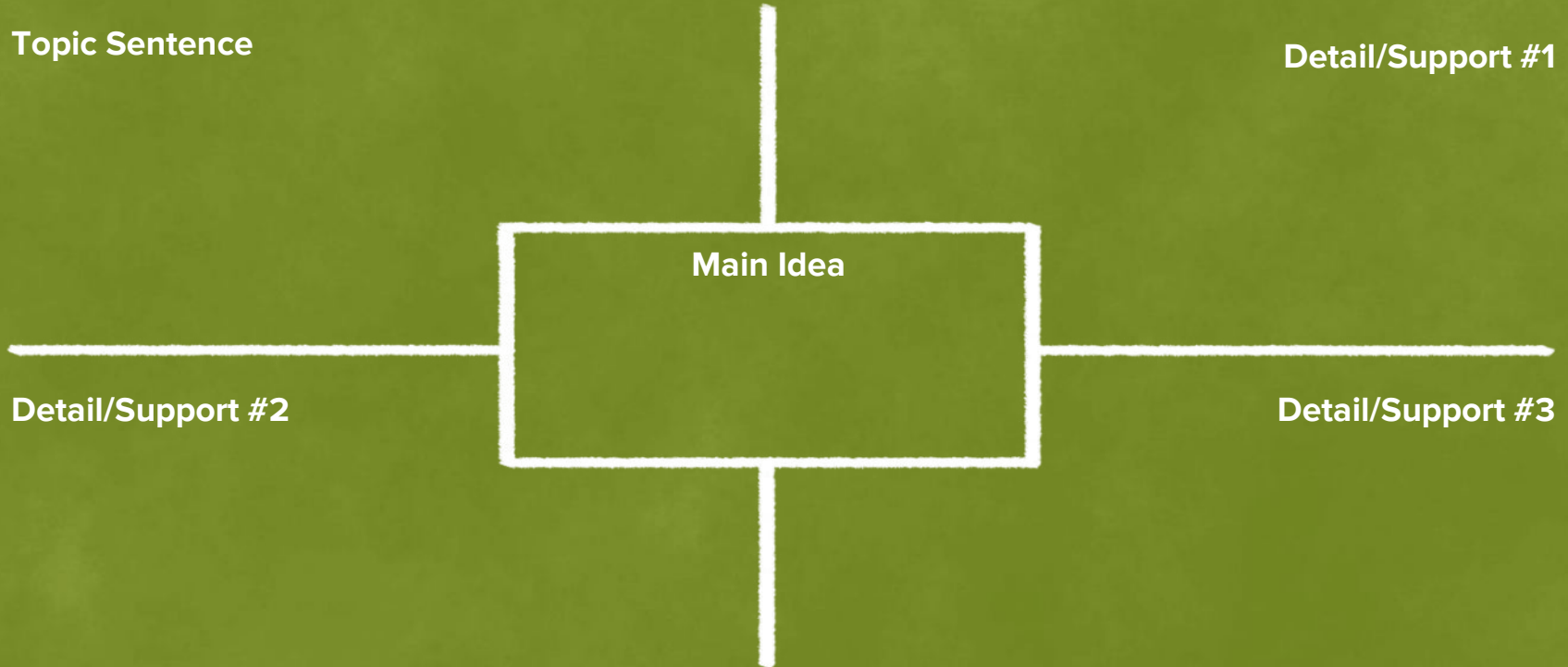
The loon dove under water.

Bears hibernate in winter.

When we go to the gym, we take our water bottles.



Understanding the reading



Students, draw anywhere on this slide!

Story Map

Setting

Main Characters

Problem


Main Events

Resolution




Students, draw anywhere on this slide!

Pear Deck Interactive Slide
Do not remove this bar



What method of persuasion is the author using?



Students choose an option


Drag your dot to how you are feeling:



Keep going, I understand



I'm a little confused



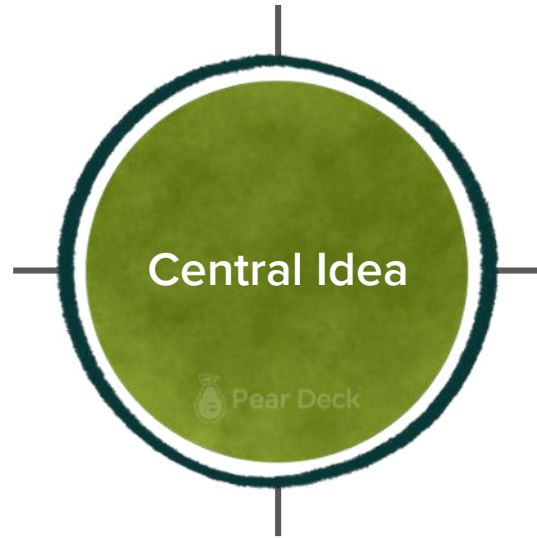
Stop, I need help!



Students, drag the icon!



Start a Mind Map by drawing or typing anywhere:



Students, draw anywhere on this slide!

For this activity you will...

Step One

Step one instructions

Step Two

Step two instructions

Step Three

Step three instructions

If you finish early, work with a peer and help them finish the activity or move onto an advanced activity



Students, follow the instructions on the slide

Do you feel comfortable sharing your thoughts out loud right now?



Students choose an option

Connect to your own life:

What's something interesting
you learned today?

Can you relate this to
something in your own life?
(How is it similar, different, or helpful
to events in your life?)



Students, draw anywhere on this slide!

In one minute,
write the most
important thing
from today's
lesson.



Students, write your response!

Pear Deck Interactive Slide
Do not remove this bar

Circle how you are feeling:



 Pear Deck



Students, draw anywhere on this slide!

Pear Deck Interactive Slide
Do not remove this bar

Pretend your friend was absent from class today...

Write what you would say if you had to explain the lesson to your friend.



Students, write your response!

Reflect on today's activities:

What did you like?

What didn't you like?

What was easy?

What was hard?



Students, draw anywhere on this slide!