



SLEDS: New College Students, College Graduates

Meredith Fergus | Office of Higher Education / SLEDS Manager

Alex Hermida | Office of Higher Education / SLEDS Coordinator

Agenda for today's webinar

College Student Reports

- New Student Demographics
- New Student Enrollment
- College Graduates

Information
Home
Outreach
Research
Privacy
Data in Use
High School Graduates
High School Academics
Enrollment
Completing College
Developmental Education
Out of State Enrollment
Course Taking
Rigorous Course Taking
Electives to ACT Results
Entering the Workforce
College Students
New Student Demographics
New Student Enrollment
College Graduates
Employment
Quick Links

About Minnesota SLEDS



Minnesota has developed the Minnesota Statewide Longitudinal Education Data System (SLEDS) matching student data from pre-kindergarten through completion of postsecondary education and into the workforce. By bridging existing data with other incoming data a range of education programmatic and delivery questions can be answered to gauge the effectiveness of current programs and design targeted improvement strategies to help students.

SLEDS brings together data from education and workforce to:

- Identify the most viable pathways for individuals in achieving successful outcomes in education and work;
- Inform decisions to support and improve education and workforce policy and practice, and
- Assist in creating a more seamless education and workforce system for all Minnesotans.

The Minnesota P-20 Education Partnership governs the SLEDS system. The project is managed jointly by the [Minnesota Office of Higher Education \(OHE\)](#), [Minnesota Department of Education \(MDE\)](#), and [Minnesota Department of Employment and Economic Development \(DEED\)](#)

News

Who is covered in these reports?

- New college students
- College graduates
- Note: “College” includes any institution or program awarding a postsecondary certificate or degree
- Note: Students can enroll at multiple colleges during the same term or receive multiple credentials (certificate, diploma or degree)

Who is not included?

- High school students - Students enrolling in PSEO or taking college classes on their own
- Unclassified students - Students who take one class in college but are not officially enrolled in a program of student ending in a certificate or degree

What is the data source?

- Colleges participating in state financial aid are required to submit data to OHE and SLEDS

Data caution: Minnesota Online Private for-Profit institutions

- Walden University and Capella University are large national online private for-profit institutions which offices physically located in Minnesota
- These students are included in SLEDS reports, but may not be living in the state of MN

College Student Filters Differ from the Filters for High School Graduate Reports

- Race/ethnicity
- Gender
- Age
- MN Resident

- Information
- Home
- Outreach
- Research
- Privacy
- Data in Use
- High School Graduates**
- High School Academics
- Enrollment
- Completing College
- Developmental Education
- Out of State Enrollment
- Course Taking
- Rigorous Course Taking
- Electives to ACT Results
- Entering the Workforce
- College Students**
- New Student Demographics**
- New Student Enrollment
- College Graduates
- Employment

Statewide Entering Year: 2019

College or System

or

Region

Entering Year

Race/Ethnicity (Choose One)	American Indian or Alaska Native	Asian
	Black or African American	Hispanic or Latino
	Native Hawaiian or Other Pacific Islander	White
	Two or more races	Nonresident Alien
	Unavailable	All students of color
	Gender (Choose One)	Male

Age Group (Choose One)	19 or Younger	20-24
	25-34	35+
	Unknown	

Other Criteria (Choose One)	MN Resident Only
--------------------------------	------------------

[Filter Definitions](#)



Filters for College Students reports

College Students: New Student Demographics

Statewide
Entering Year: 2019

Freshmen or Transfer

Percent of new undergraduate students by registration type

Registration Type	Percentage	Count
Freshmen	62%	44,032
Transfers	38%	27,240

Location: Statewide

- New Enrollment by Race/Ethnicity
- New Enrollment by Gender
- New Enrollment by Age
- New Enrollment by State of Residence
- Top Ten Minnesota Counties
- New Enrollment by High School
- More Information

Information

- Home
- Outreach
- Research
- Privacy
- Data in Use

High School Graduates

- High School Academics
- Enrollment
- Completing College
- Developmental Education
- Out of State Enrollment
- Course Taking
- Rigorous Course Taking
- Electives to ACT Results
- Entering the Workforce

College Students

- New Student Demographics**
- New Student Enrollment
- College Graduates

New Student Demographics: Who enrolls in college?

+ Add another view

First-time enrolling after high school graduation.

Students who have attended one other college after HS graduation and have credits (typically).

College Students: New Student Demographics

MENU

- Course Taking
- Rigorous Course Taking
- Electives to ACT Results
- Entering the Workforce
- College Students**
- New Student Demographics**
- New Student Enrollment
- College Graduates
- Employment
- Quick Links
- Sign Up for Email Updates

Minn

New Enrollment by Race/Ethnicity

Statewide

Race/Ethnicity	Count	Percent
American Indian or Alaska Native	601	1%
Asian	4,548	6%
Black or African American	8,272	12%
Hispanic or Latino	5,049	7%
Native Hawaiian or Other Pacific Islander	71	0%
White	45,530	64%
Two or more races	3,162	4%
Nonresident Alien	2,064	3%
Unavailable	1,975	3%
Total	71,272	100%

- New Enrollment by Gender
- New Enrollment by Age
- New Enrollment by State of Residence
- Top Ten Minnesota Counties
- New Enrollment by High School
- More Information

MENU

- Home
- Outreach
- Research
- Privacy
- Data in Use
- High School Graduates**
- High School Academics
- Enrollment
- Completing College
- Developmental Education
- Out of State Enrollment
- Course Taking
- Rigorous Course Taking
- Electives to ACT Results
- Entering the Workforce
- College Students**
- New Student Demographics**
- New Student Enrollment

Statewide

Entering Year: 2019

- Freshmen or Transfer
- New Enrollment by Race/Ethnicity
- New Enrollment by Gender

Statewide

Gender	Count	Percent
Male	31,624	44%
Female	39,253	55%
Unknown	395	1%

- New Enrollment by Age
- New Enrollment by State of Residence
- Top Ten Minnesota Counties
- New Enrollment by High School
- More Information

College Students: New Student Demographics

MENU

Information

- Home
- Outreach
- Research
- Privacy
- Data in Use

High School Graduates

- High School Academics
- Enrollment
- Completing College
- Developmental Education
- Out of State Enrollment
- Course Taking
- Rigorous Course Taking
- Electives to ACT Results
- Entering the Workforce

College Students

- New Student Demographics**
- New Student Enrollment

Statewide
Entering Year: 2019

- Freshmen or Transfer
- New Enrollment by Race/Ethnicity
- New Enrollment by Gender
- New Enrollment by Age**

Age Range	Count	Percent
35+ Years	6,299	9%
25 - 34 Years	8,683	12%
20 - 24 Years	15,099	21%
19 Years or Younger	41,191	58%
Unknown	0	0%

- New Enrollment by State of Residence
- Top Ten Minnesota Counties
- New Enrollment by High School

MENU

Information

- Home
- Outreach
- Research
- Privacy
- Data in Use

High School Graduates

- High School Academics
- Enrollment
- Completing College
- Developmental Education
- Out of State Enrollment
- Course Taking
- Rigorous Course Taking
- Electives to ACT Results
- Entering the Workforce

College Students

- New Student Demographics**
- New Student Enrollment

Statewide
Entering Year: 2019

- Freshmen or Transfer
- New Enrollment by Race/Ethnicity
- New Enrollment by Gender
- New Enrollment by Age
- New Enrollment by State of Residence**

Residence	Count	Percent
Minnesota	52,114	73%
Iowa	505	1%
North Dakota	1,393	2%
South Dakota	526	1%
Wisconsin	3,931	6%
Canada	15	0%
All Other US States	8,332	12%
All Other Countries	4,300	6%

- Top Ten Minnesota Counties



College Students: New Student Demographics

MENU

Information

- Home
- Outreach
- Research
- Privacy
- Data in Use
- High School Graduates**
- High School Academics
- Enrollment
- Completing College
- Developmental Education
- Out of State Enrollment
- Course Taking
- Rigorous Course Taking
- Electives to ACT Results
- Entering the Workforce
- College Students**
- New Student Demographics**
- New Student Enrollment

Statewide
Entering Year: 2019

- + Freshmen or Transfer
- + New Enrollment by Race/Ethnicity
- + New Enrollment by Gender
- + New Enrollment by Age
- + New Enrollment by State of Residence
- **Top Ten Minnesota Counties**

County	State
Hennepin County	10,824
Ramsey County	5,095
Dakota County	4,405
Anoka County	3,815
Washington County	2,672
Stearns County	1,662
Saint Louis County	1,655
Scott County	1,589
Wright County	1,337
Olmsted County	1,284

- + New Enrollment by High School
- + More Information



MENU

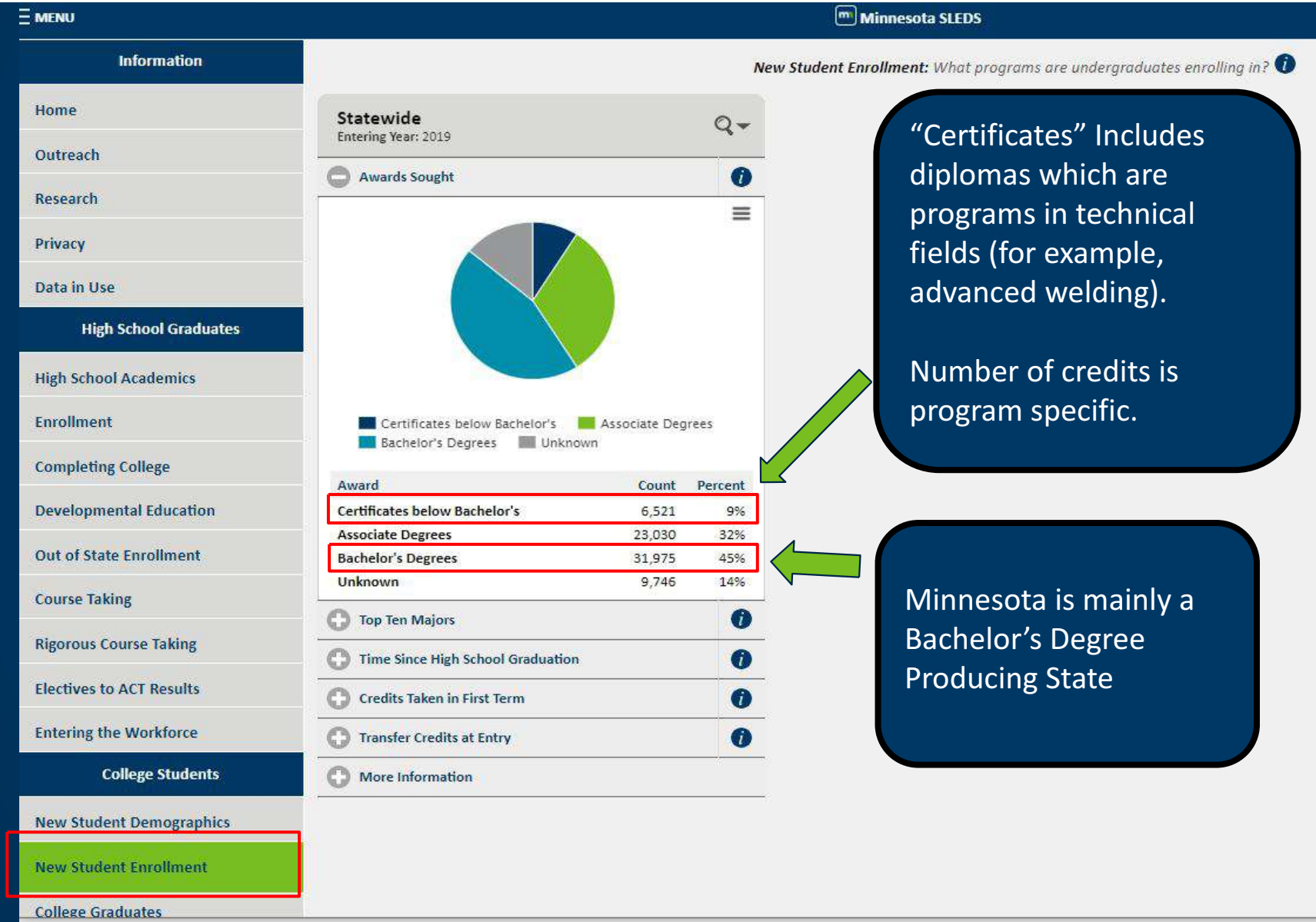
- Home
- Outreach
- Research
- Privacy
- Data in Use
- High School Graduates**
- High School Academics
- Enrollment
- Completing College
- Developmental Education
- Out of State Enrollment
- Course Taking
- Rigorous Course Taking
- Electives to ACT Results
- Entering the Workforce
- College Students**
- New Student Demographics**
- New Student Enrollment
- College Graduates
- Employment

Statewide
Entering Year: 2019

- + Freshmen or Transfer
- + New Enrollment by Race/Ethnicity
- + New Enrollment by Gender
- + New Enrollment by Age
- + New Enrollment by State of Residence
- + **Top Ten Minnesota Counties**
- New Enrollment by High School

High School	State
Blaine High School Anoka-Hennepin Public School Dist.	551
Champlin Park High School Anoka-Hennepin Public School Dist.	549
Wayzata High Wayzata Public School District	476
Eden Prairie Senior High Eden Prairie Public School District	435
Stillwater Area High School Stillwater Area Public School Dist.	431
Prior Lake High School Prior Lake-Savage Area Schools	418
Minnetonka Senior High Minnetonka Public School District	414
Roseville Area Senior High Roseville Public School District	411
Burnsville High School Burnsville Public School District	405
Anoka High School Anoka-Hennepin Public School Dist.	398
White Bear South Campus Senior White Bear Lake School District	394
Osseo Senior High Osseo Public School District	392

College Students: New Student Enrollment



College Students: New Student Enrollment

MENU Minnesota SLEDS

Information

- Home
- Outreach
- Research
- Privacy
- Data in Use

High School Graduates

- High School Academics
- Enrollment
- Completing College
- Developmental Education
- Out of State Enrollment
- Course Taking
- Rigorous Course Taking
- Electives to ACT Results
- Entering the Workforce

College Students

- New Student Demographics
- New Student Enrollment**

New Student Enrollment: What programs are undergraduates enrolling in?

Statewide
Entering Year: 2019

Awards Sought

Top Ten Majors

Award	Major	Count
Associate Degrees	Liberal Arts and Sciences, General Studies and Humanities	9,686
Unknown	Unknown	5,831
Bachelor's Degrees	Business, Management, Marketing, and Related Support Services	4,986
Bachelor's Degrees	Health Professions and Related Programs	4,940
Associate Degrees	Health Professions and Related Programs	3,116
Bachelor's Degrees	Unknown	2,605
Bachelor's Degrees	Biological and Biomedical Sciences	2,592
Associate Degrees	Business, Management, Marketing, and Related Support Services	2,444
Bachelor's Degrees	Education	2,106
Bachelor's Degrees	Psychology	2,010

Time Since High School Graduation

Credits Taken in First Term

Transfer Credits at Entry

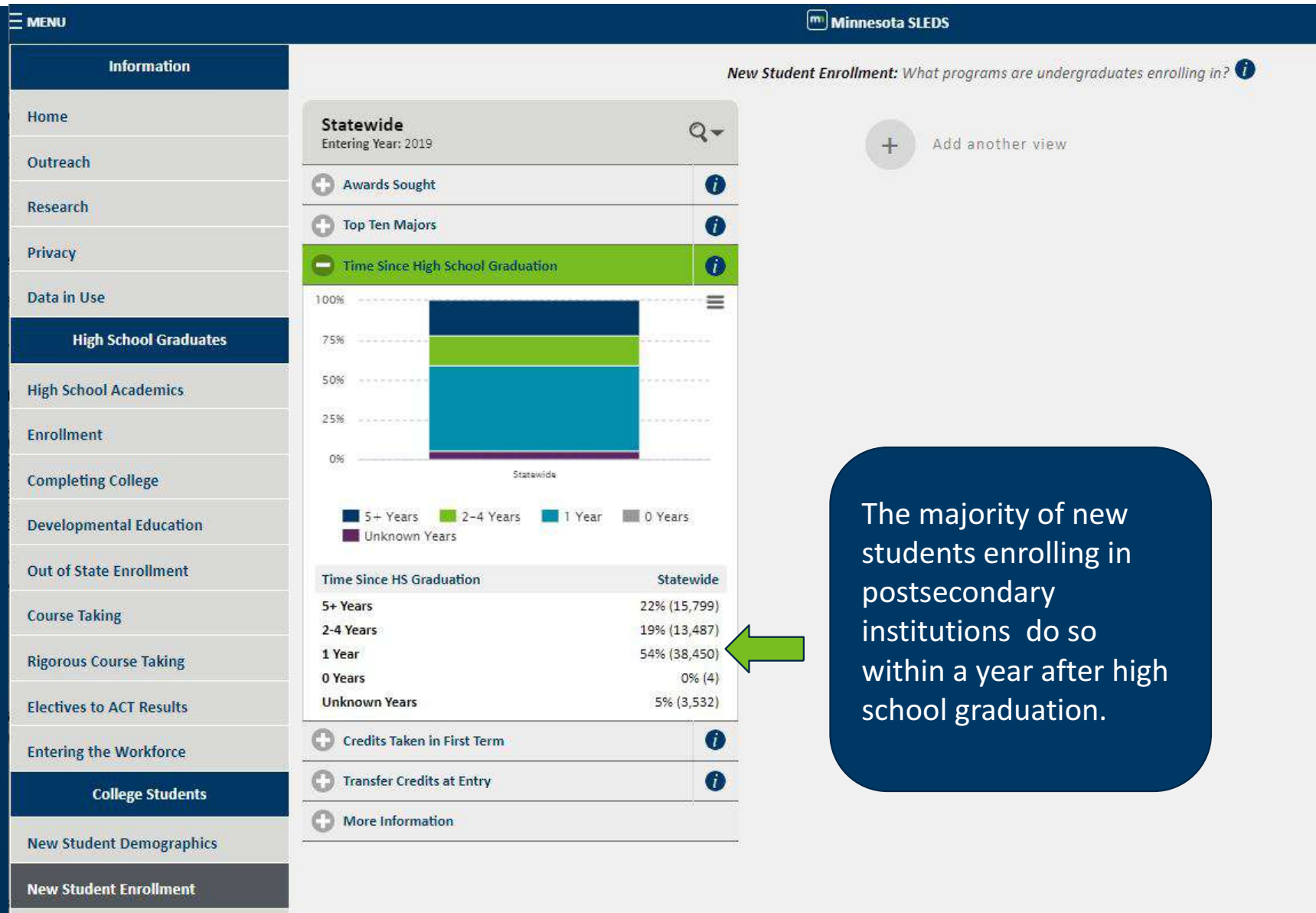
More Information

Students majoring in “Liberal Arts” at the Associate Degree level are typically planning to transfer to a 4-year institution (aligns with the MN transfer curriculum).

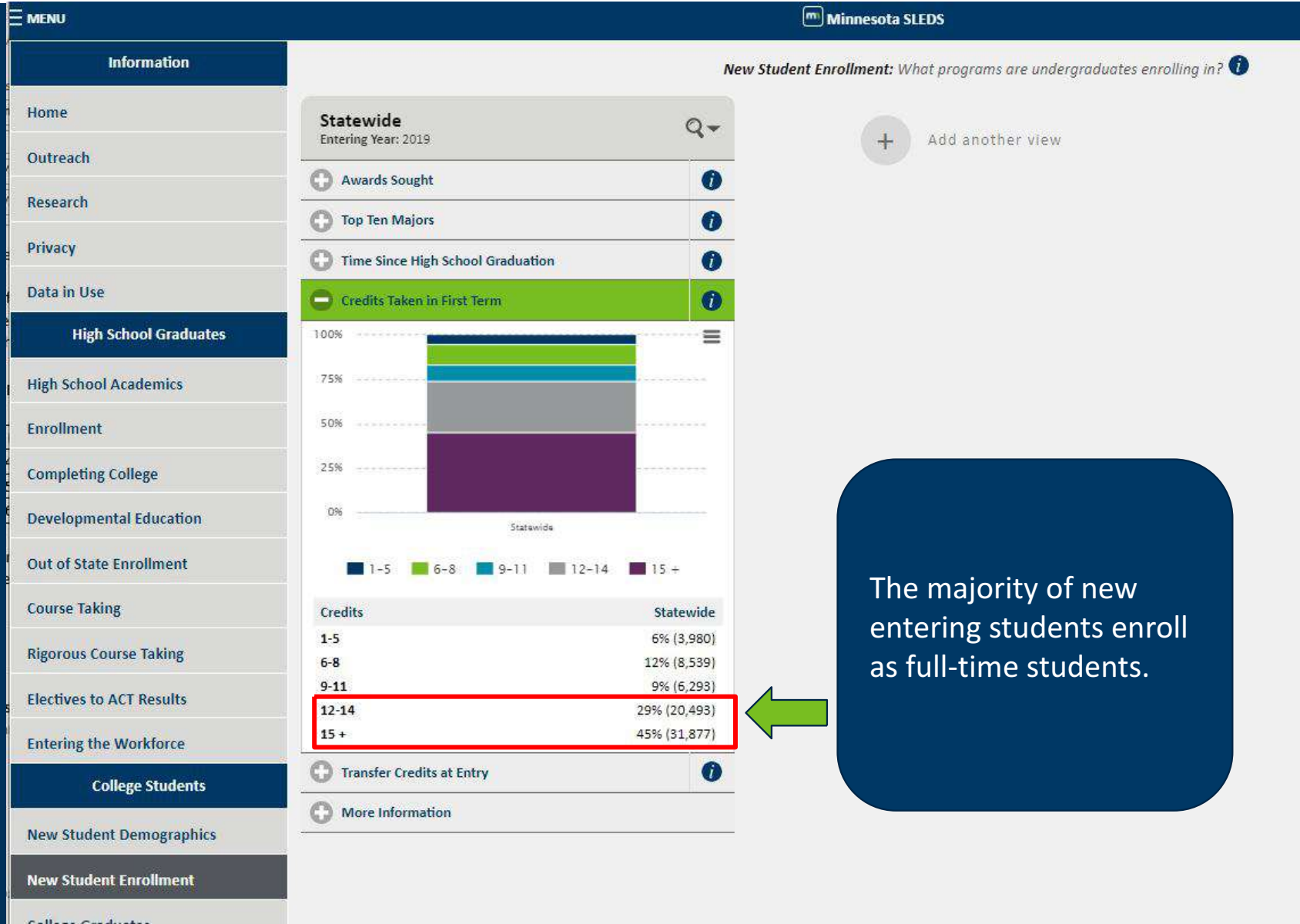
Unknown Award: These are largely University of Minnesota students in the liberal arts whose award information is entered too late.

Unknown Major = Undeclared Major

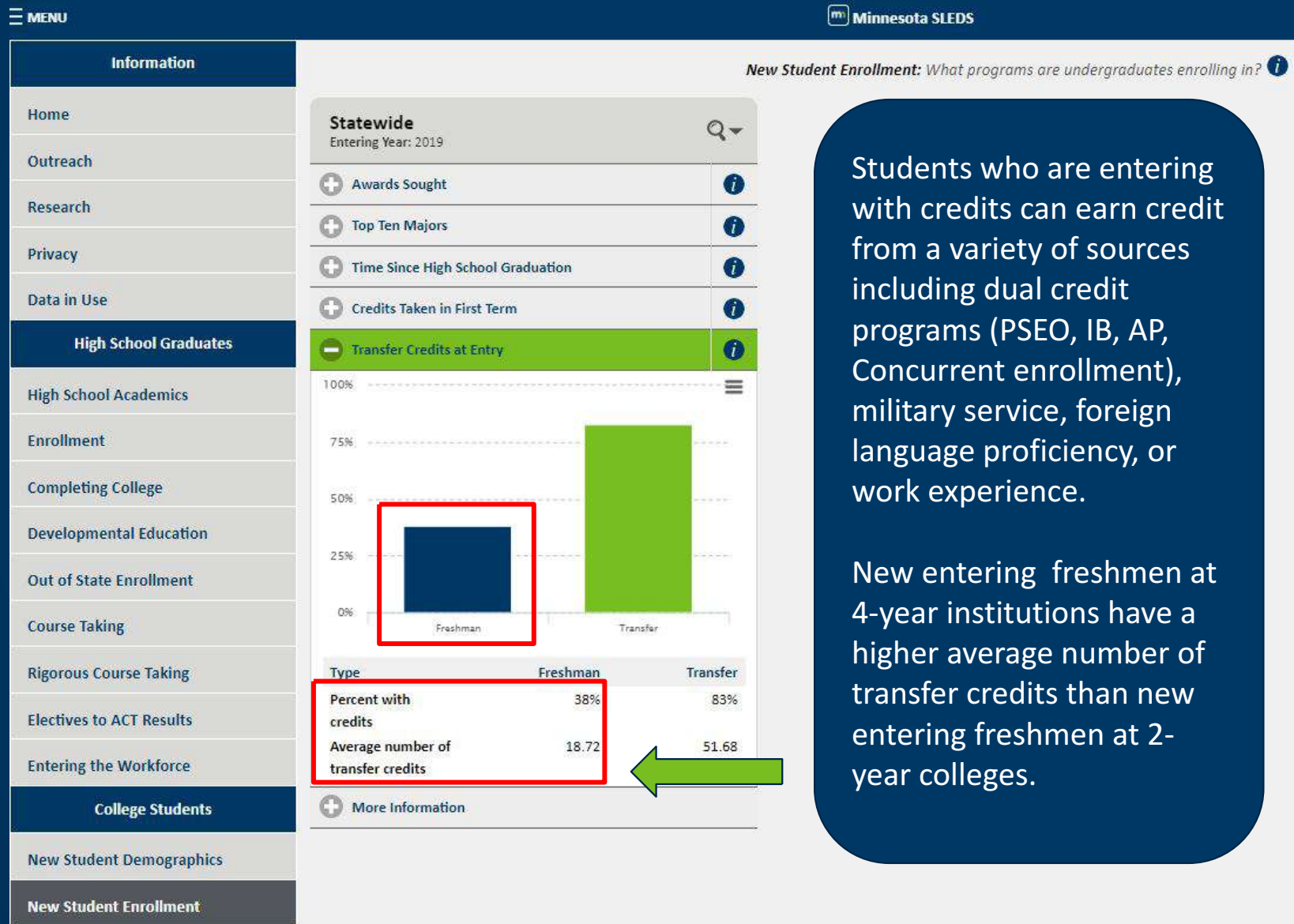
College Students: New Student Enrollment



College Students: New Student Enrollment



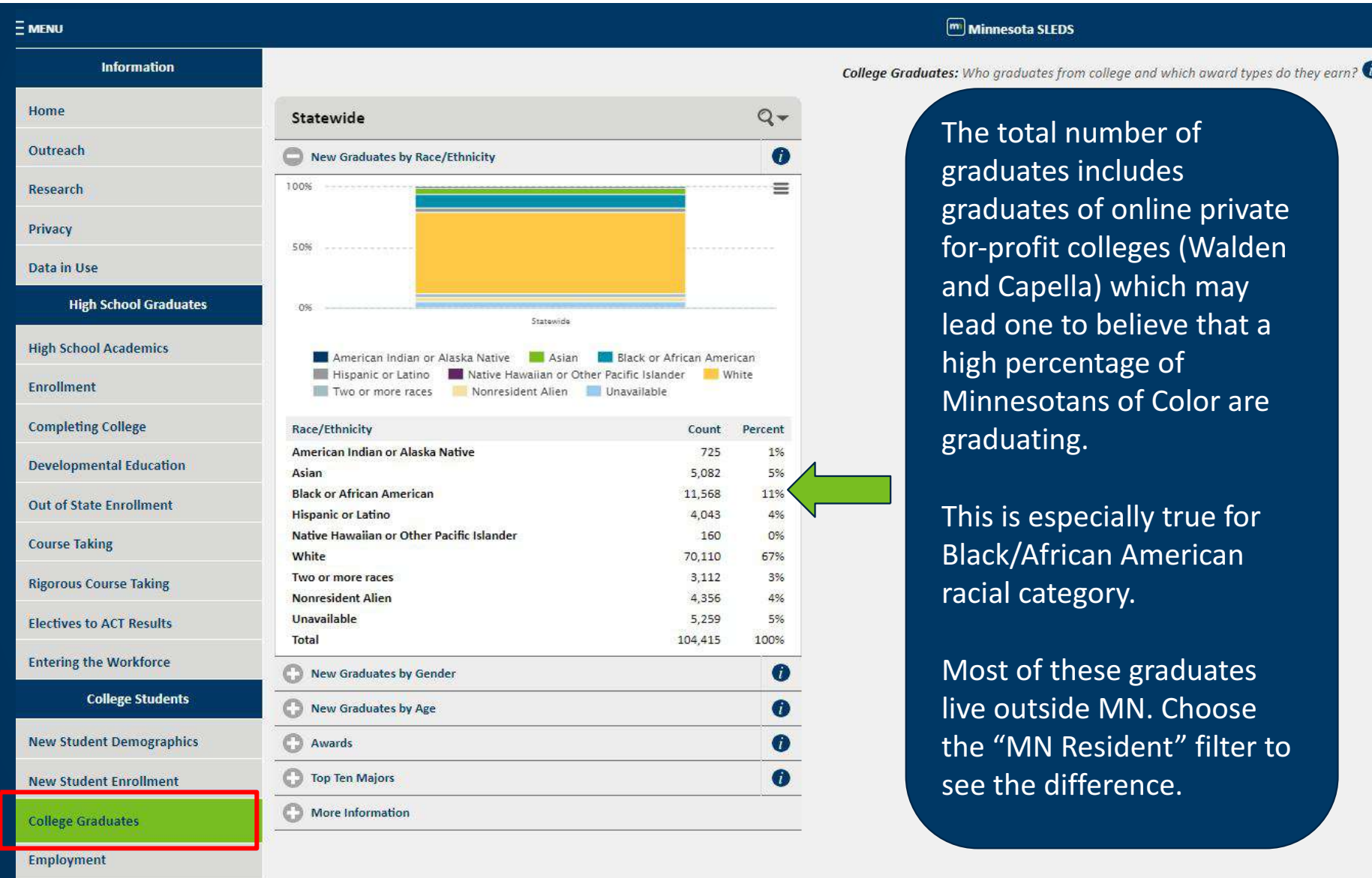
College Students: New Student Enrollment



Students who are entering with credits can earn credit from a variety of sources including dual credit programs (PSEO, IB, AP, Concurrent enrollment), military service, foreign language proficiency, or work experience.

New entering freshmen at 4-year institutions have a higher average number of transfer credits than new entering freshmen at 2-year colleges.

College Students: College Graduates



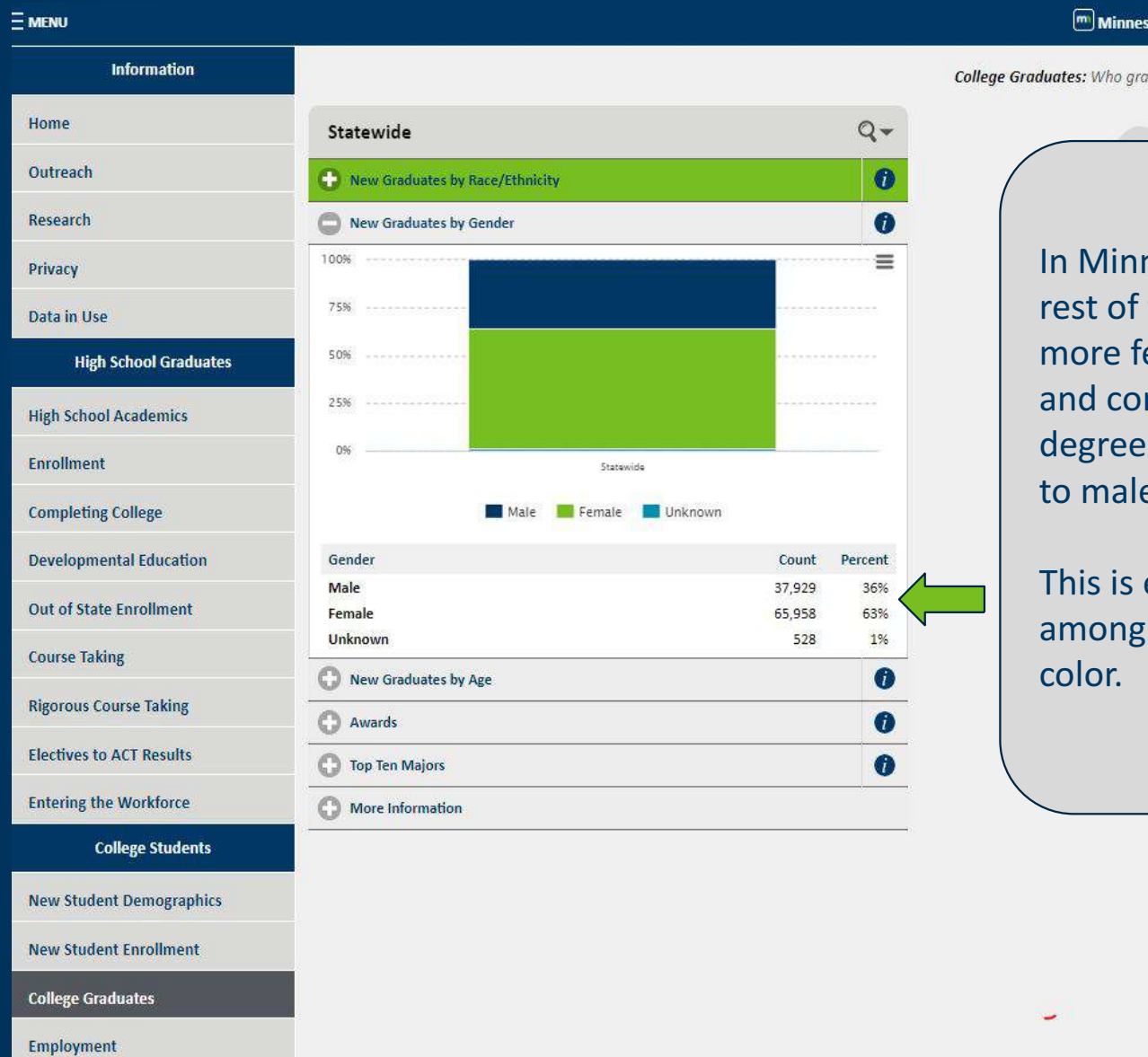
College Graduates: Who graduates from college and which award types do they earn?

The total number of graduates includes graduates of online private for-profit colleges (Walden and Capella) which may lead one to believe that a high percentage of Minnesotans of Color are graduating.

This is especially true for Black/African American racial category.

Most of these graduates live outside MN. Choose the "MN Resident" filter to see the difference.

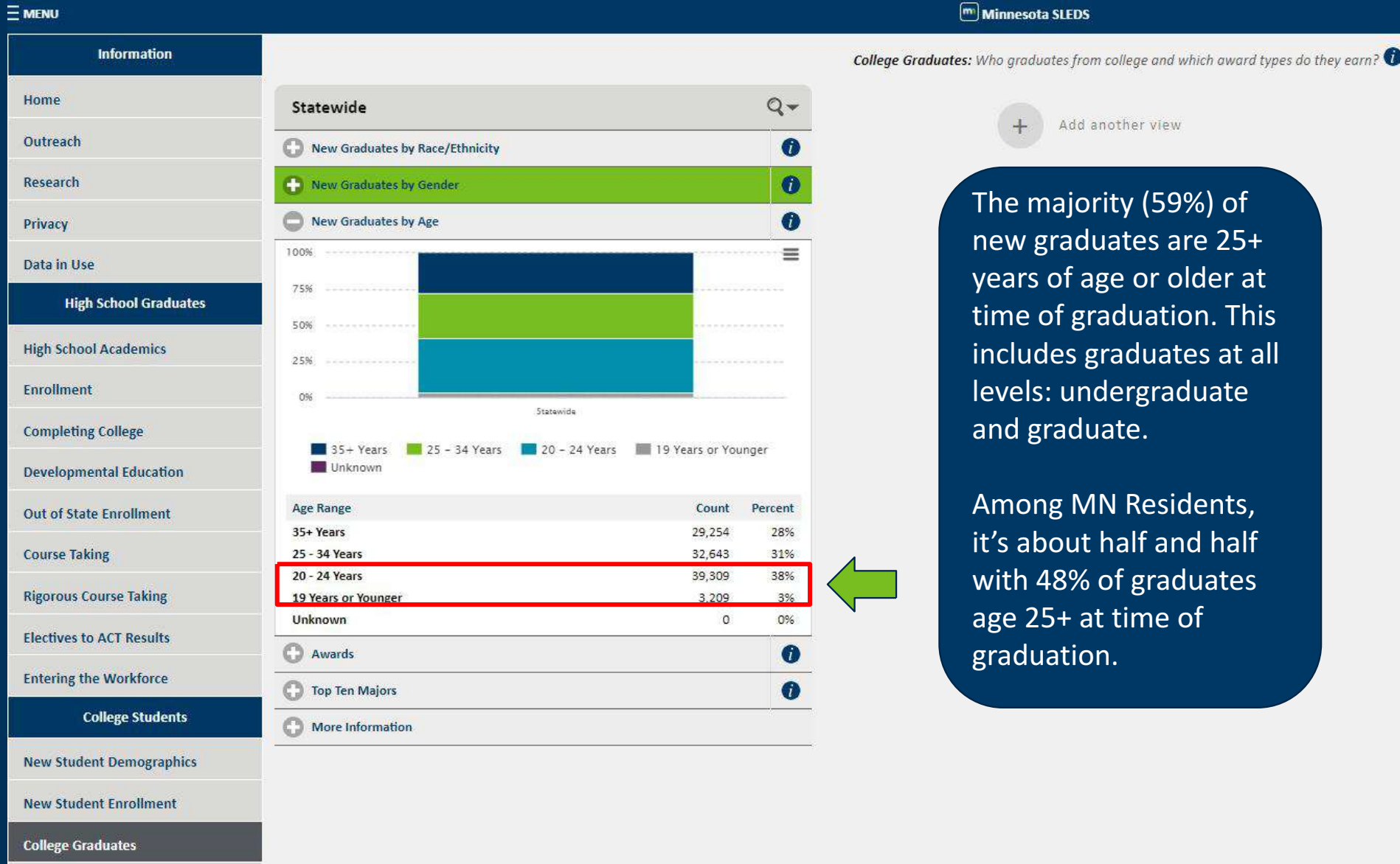
College Students: College Graduates



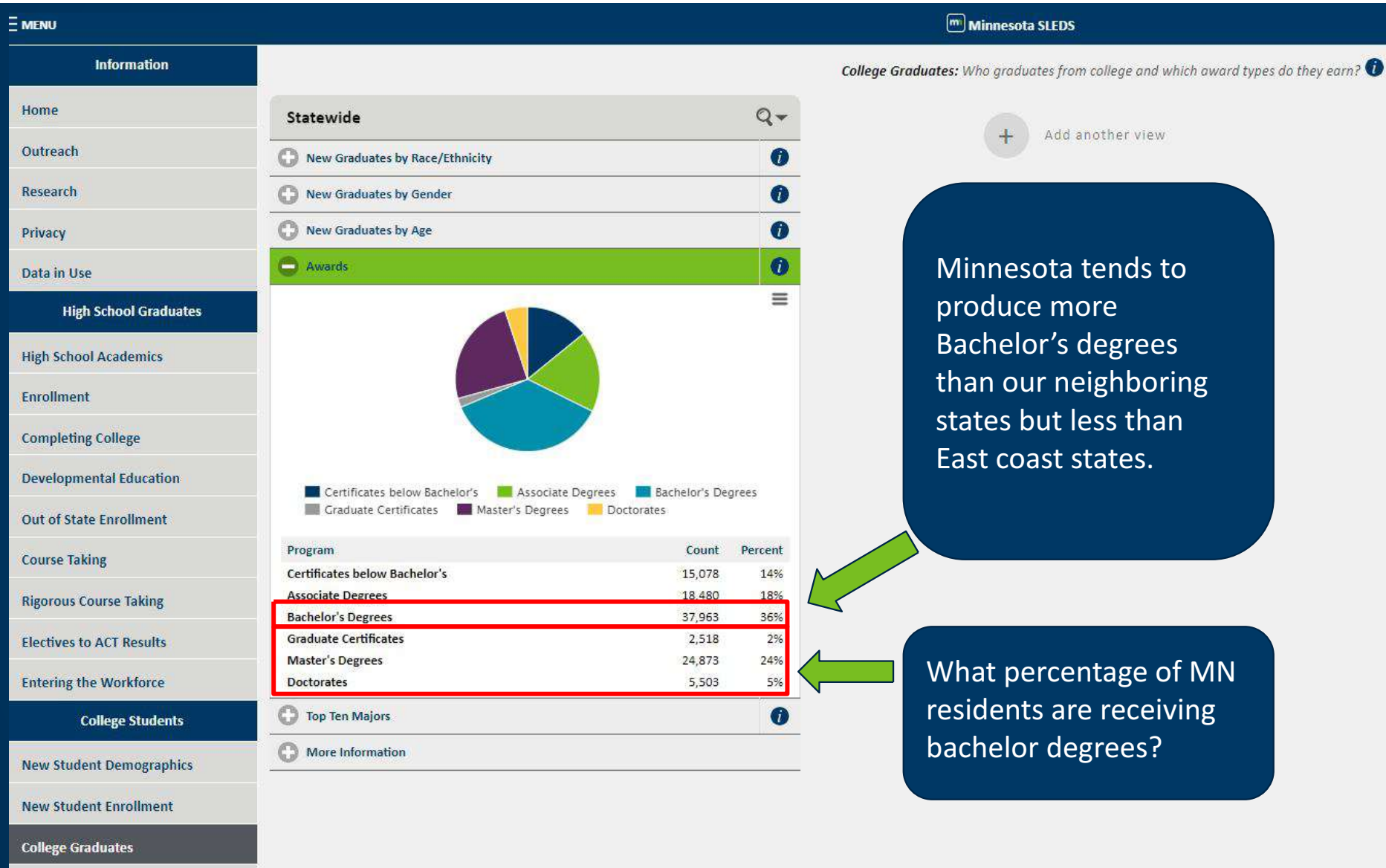
In Minnesota, as in the rest of the country, more females enroll and complete their degrees as compared to males.

This is especially true among females of color.

College Students: College Graduates



College Students: College Graduates



Minnesota tends to produce more Bachelor's degrees than our neighboring states but less than East coast states.

What percentage of MN residents are receiving bachelor degrees?

College Students: College Graduates

Minnesota SLEDS

College Graduates: Who graduates from college and which award types do they earn?

+ Add another view

Statewide

- + New Graduates by Race/Ethnicity
- + New Graduates by Gender
- + New Graduates by Age
- + Awards
- Top Ten Majors**

Award	Major	Count
Bachelor's Degrees	Business, Management, Marketing, and Related Support Services	7,403
Master's Degrees	Health Professions and Related Programs	7,070
Associate Degrees	Liberal Arts and Sciences, General Studies and Humanities	6,338
Master's Degrees	Education	6,336
Bachelor's Degrees	Health Professions and Related Programs	5,700
Certificates below Bachelor's	Health Professions and Related Programs	5,335
Associate Degrees	Health Professions and Related Programs	4,879
Master's Degrees	Business, Management, Marketing, and Related Support Services	3,809
Bachelor's Degrees	Biological and Biomedical Sciences	2,618
Bachelor's Degrees	Psychology	2,470

+ More Information

Health professions rank #1 in total awards conferred at all levels.
Business is #2

What are the top ten programs of MN residents?

Enrollment Tableau

- http://www.ohe.state.mn.us/sPages/student_enroll_data.cfm

OHE Degrees Conferred

- <http://www.ohe.state.mn.us/sPages/degreesAwarded.cfm>

Cumulative debt

- http://www.ohe.state.mn.us/sPages/grad_debt.cfm

Graduate Employment Outcomes

- <https://mn.gov/deed/data/data-tools/graduate-employment-outcomes/>

Educational Attainment

- http://www.ohe.state.mn.us/sPages/educ_attain_goal_2025.cfm

- Questions?

Thank you!

Meredith Fergus

MN Office of Higher Education / SLEDS Manager
meredith.fergus@state.mn.us // 651-259-3963

Alex Hermida

MN Office of Higher Education / SLEDS Coordinator
Alex.hermida@state.mn.us // 651-259-3919