


# All Systems Go!


## Preparing All Students to Excel in a Global Society

Listening Skills Breakout Session 2  
11:00a.m.- 12:00p.m.



# P.S.J.A. ISD Virtual UIL Conference 2020-2021





# How Hard Can Listening (Skills) Be?

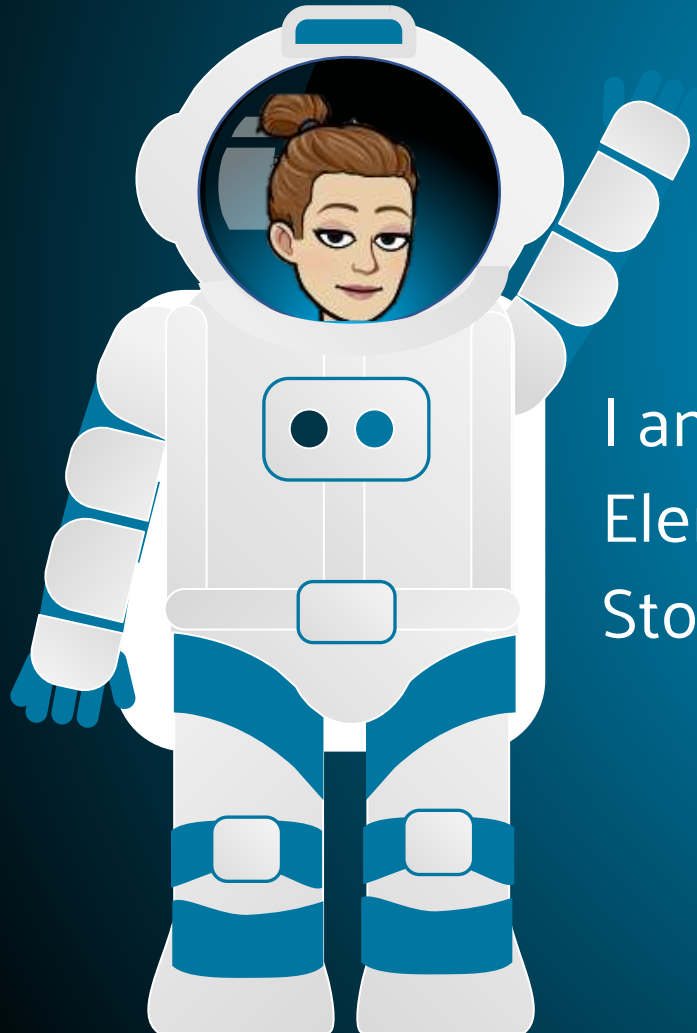




**HI!**

## **Vanessa Morin**

I am a Computer Lab Manager at Palacios Elementary this is my 7<sup>th</sup> year @ Palacios Elementary. I've coached U.I.L. Listening Skills, Storytelling, Oral Reading, and Dictionary Skills in the past 5 years.



**HI!**

## **Mari Cruz De Anda**

I am a Special Education Teacher at Palacios Elementary. This is my 2<sup>nd</sup> year of Coaching U.I.L. Storytelling I will be presenting on behalf of Ms. Morin




# In this session, we will talk about...

- 🚀 what is Listening skills
- 🚀 give your students control
- 🚀 Coach your student in note taking
- 🚀 Test Time





# What is Listening Skills Contest?





# Listening Skills

- Help students in grades 5,6,7 and 8
  - recognize the importance of effective listening skills
  - identify problems they may have in listening effectively
  - provide a challenging format
  - test the improvement of their listening abilities
- Participants will
  - listen actively to a variety of material
  - learn to analyze
  - evaluate a speaker's message
- Tests can include
  - language arts
  - fine arts
  - natural science



# Listening skills




- Measure skills such as
  - identifying the main idea
  - supporting ideas,
  - drawing conclusions,
  - distinguishing fact from opinion,
  - mastering other listening and thinking skills
- Contestants will listen to a script
  - seven to ten minutes in length,
  - take notes as needed
  - use their notes to answer 25 multiple choice
  - true/false and short answer test questions





# Giving Them Control




# Giving them Control

## The Benefits:

- Students teaching students
- Greater communication on the team
- Students more likely to apply information
- Not one more “thing to teach” to the team
- Greater student autonomy and buy-in for the team

## Teacher-Facilitator :

- Guides conversation
- Asks questions to prompt discussion
- Helps students understand missed questions
- Facilitates audio and testing
- Assesses tests for students



# Practice Time



# Note Taking

## Use

- Letters
- Bullets
- Frames
- Connectors
- Stick Figures
- Fragments
- Underlines
- Symbols

## Write down exact

- Numbers
- Definitions
- Facts

- Box new sections or ideas
- Be consistent with symbols
- Listen for...
- main idea or purpose
- any kind of pattern or organization
- Create quick pictures instead of words
- Don't worry about grammar, spelling

(By wonderfullife.com)

THE TITLE GOES AT THE TOP OF THE NOTE (JUST SAYIN')  
**NOTETAKING 101**

\*THERE SHOULD BE A DATE, COPS!  
YOUR NOTES ARE YOURS, THEY'LL BE BY YOUR SIDE @ EXAM TIME... SO MAKE 'EM GOOD GREAT!

**Pre-Lecture**  
→ Glance over the readings  
→ Know the main concepts

Don't worry about making your notes pretty DURING lecture, you'll miss valuable information!  
Messy notes are beautiful too!

USE ARROWS TO CONNECT IDEAS (DO NOT!)

**During Lecture** (Use a simple font for headers)  
DEFINITIONS: don't just copy the slide, listen for the professors deeper meaning  
I highlight definition titles = use UPPERCASE, underlines, italics, or cursive

- This is what a main point looks like  
↳ A subpoint  
• Maybe there's even more points needed

STAR THE IMPORTANT SH@#!

Keywords	Further Information
mmmm	Use the Cornell Method (if you prefer)
Ex. Pedagogy	Freire, Giroux: "learning about learning" (Expand this however long you'd like)

\* IF a prof repeats something, WRITE IT DOWN!  
\* If you're rushing to write it all, you're writing too much  
BEING CONCISE IS A GREAT SKILL!

→ Designate Examples to a different pen colour  
→ Keep hi-lighters close by

**Post-Lecture To-Do's**  
\* Re-read your notes, make them pretty, mind map, etc.  
\* Get clarification on the things you don't understand  
\* Fill in the gaps (with info. from the text, etc.)



# Note Taking-Continued

- Take as many notes as possible.
- What is important information?
- What would be tested?

**Keep Listening!**

There are times when students miss information. Remind them to start actively listening as quickly as they can. Sometimes what they hear later will help remind them.

(By wonderfullifeec.com)

**THE TITLE GOES AT THE TOP OF THE NOTE (JUST SAYIN')**  
**NOTETAKING 101**

**\*THERE SHOULD BE A DATE, COPS!**  
**YOUR NOTES ARE YOURS, THEY'LL BE BY YOUR SIDE @ EXAM TIME... SO MAKE 'EM GOOD GREAT!**

**Pre-Lecture**  
→ Glance over the readings  
→ Know the main concepts

Don't worry about making your notes pretty DURING lecture, you'll miss valuable information!

Messy notes are beautiful too!

USE ARROWS TO CONNECT IDEAS (OR DON'T)

**During Lecture** (Use a simple font for headers)  
**DEFINITIONS:** don't just copy the slide, listen for the professors deeper meaning  
I highlight definition titles

use UPPERCASE, underlines, italics, or cursive

- This is what a main point looks like  
↳ A Subpoint  
• Maybe there's even more points needed


STAR THE IMPORTANT SH@!

Keywords	Further Information
www	Use the Cornell Method (if you prefer)
Ex. Pedagogy	Freire, Giroux: "learning about learning" (Expand this however long you'd like)

\* IF a prof repeats something, WRITE IT DOWN!  
\* If you're rushing to write it all, you're writing too much  
**BEING CONCISE IS A GREAT SKILL!**


→ Designate Examples to a different pen colour  
→ Keep highlighters close by

**Post-Lecture To-Do's**  
\* Reread your notes, make them pretty, mind map, etc.  
\* Get clarification on the things you don't understand  
\* Fill in the gaps (with info. from the text, etc.)





# Sample Student Notes



WHAT ARE PLANT-LIKE PROTISTS?

ALGAE → AUTOTRAPH (Makes own food)

ALGAE IMPORTANT!!

- LIVE IN WATER
- PROVIDES OXY
- GIVES FOOD
- SOME UNICELL
- MANY DIFF C
- (CHEMICAL THA
- & RED, GREEN

WHAT ARE

Cell Membrane Potential

- a cell membrane is usually electrically charged (or polarized) so the inside is

## Chemical Weathering

dissolution - when water dissolves the rock

$H_2O + \text{rock} = \text{less rock}$

$H_2O + CO_2 = \text{carbonic acid} \text{ or } \text{acid rain}$

hydrolysis - when the water forms w/ the rock and forms a new mineral compound

$H_2O + \text{rock} = \text{new rock!}$

weathering

breakdown of minerals at the surface due to all forces. 2 main types: Physical & chemical

oxidation - when oxygen reacts w/ certain minerals

Example:

$Fe + O_2 = \text{rust}$

$Fe + O_2 \text{ molecules} = \text{RUST}$

Diagram showing a rock being broken down by water and carbon dioxide to form carbonic acid or acid rain.

Diagram showing a rock being broken down by water to form a new mineral compound.

Diagram showing a rock being broken down by water and oxygen to form rust.

# What materials do I practice with?

- Use past year's recordings
- Record your own (use the timings)
  - Camera/video
  - Audio file
  - Voice memo apps
- Google "Uil Listeing skills Audio/Recordings"
- uiltexas.org



# The Test

## UIL LISTENING CONTEST - GRADES 7-8 FALL/WINTER DISTRICT 2016-2017 Test

### "The San Jacinto Monument"

- How old was Sam Houston when the Texas Declaration of Independence was signed?  
a. 41  
b. 42  
c. 57  
d. 59
- Why did Sam Houston order his men to burn Vince's bridge?  
a. He wanted to keep the Mexican army from attacking his men.  
b. He was giving his army time to prepare the Twin Sisters.  
c. He wanted to trap the Mexican army and prevent reinforcements from arriving.  
d. He wanted to prevent the Mexican army from reaching the seaport of Galveston.

- Who was the main architect for the San Jacinto Monument?  
a. Alfred C. Finn  
b. Robert J. Cummins  
c. Jesse H. Jones  
d. William McVey

- How far does the monument measure?  
A. 19 feet square  
c. 48 feet square

- The eventual cost of the San Jacinto Monument was:  
a. \$250,000  
c. \$1,300,000

- One unique characteristic of the star is:  
a. it is a perfect 5 point star  
b. not one piece of stone is plumb  
c. it is a 3-dimensional figure that is 3 feet high  
d. it was made from a life-sized man

- The land for the San Jacinto Monument was:  
a. 1850s  
c. 1890s

- Santa Anna was captured on:  
a. April 22, 1836  
c. March 28, 1836

- Who was the President when the San Jacinto Monument was dedicated?  
a. Dwight D. Eisenhower  
c. Robert J. Cummins

- What caused Sam Houston to leave the convention at Washington-on-the-Brazos and head to Gonzales?  
a. Susanna Dickinson brought news that her husband and all the others were killed.  
b. two Mexicans from San Antonio informed him that the Alamo had fallen.  
c. he received word that the Mexican army was marching toward Texas settlements.  
d. he received word that Travis and his men were under siege at the Alamo.

- Who/What were the Twin Sisters?  
a. cannons donated by the state of Ohio  
b. trees which marked the river crossing over Vince's Bayou  
c. women who encouraged the soldiers to "Remember the Alamo! Remember Goliad!"  
d. low lying mountains which allowed the Texan army to advance upon Santa Anna

- When was the San Jacinto Monument dedicated?  
a. April 22, 1936  
b. April 21, 1939  
c. March 17, 1936  
d. March 2, 1935

- What is the significance of the 8 relief panels carved around the base of the monument?  
a. They honor the men who fought in the battle of San Jacinto.  
b. They show the flags that have flown over Texas throughout history.  
c. They depict the history of Texas as well as the battle of San Jacinto.  
d. They show the last moments of battle as Santa Anna was forced to surrender.

- What company was given the task of constructing the monument?  
a. William McVey Construction Company of Houston  
b. The Lone Star Construction Company of Galveston Bay  
c. The Finn Architectural Firm of Hamburg  
d. the Warren S. Ballows Construction Company

- What are the walls of the monument made of?  
a. Texas Llano granite  
c. Marble from the Texas foothills

- Why did Sam Houston choose to retreat in the month of March?  
a. He was waiting for more reinforcements.  
b. He wanted to lure the Mexican army into a trap.  
c. He didn't believe the Texans were ready.  
d. He wanted to allow the Texans time to prepare.

- How tall is the Washington Monument?  
a. 567.37 feet  
c. 555 feet

- Which agency was given control of the Monument in 1966?  
a. San Jacinto Museum of History Association  
b. Jesse Jones Historical Theater Association  
c. Texas Department of History Preservation  
d. Texas Parks and Wildlife Department

### True/False

- As part of the financing for the San Jacinto Monument, Congress allocated \$400,000 as a celebration of the Texas Centennial.
- After nearly 100 years, construction of the monument on the site of the battle of San Jacinto was authorized on April 21, 1936, and construction began the following year.
- When Santa Anna was captured, he was forced to wear the clothes of a common soldier even though other Mexican troops continued to address him as "el presidente".
- Between March 19 and March 28, the Texas Army retreated 120 miles from Gonzales, across the Nacogdoches and Colorado Rivers.
- During the 1820s, citizens of Texas were also considered to be citizens of Mexico because the land was no longer part of the United States but had been captured by Santa Anna who declared himself a dictator over Texas.
- On March 2, 1836, news that Colonel William Barrett Travis and his men were under siege at the Alamo in San Antonio reached the convention at Washington-on-the-Brazos. As a result, the Texas Declaration of Independence was signed as an act of rebellion against Santa Anna.
- The only monument in the United States that stands taller than the San Jacinto Monument is the Washington Monument located in Washington, DC.

- Script is 7 to 10 minutes long
- Students have 10 minutes to answer 25 questions.

- [https://www.uillexas.org/files/academic/s/aplus/A+\\_Listening\\_Sample\\_Answer\\_Sheet\\_Script\\_Test\\_and\\_Key.pdf](https://www.uillexas.org/files/academic/s/aplus/A+_Listening_Sample_Answer_Sheet_Script_Test_and_Key.pdf)







# How to Score a test.

## FOR GRADER USE ONLY

Score Test Below:

\_\_\_\_\_ out of 75. Initials \_\_\_\_\_

\_\_\_\_\_ out of 75. Initials \_\_\_\_\_

Papers contending to place:

\_\_\_\_\_ out of 75. Initials \_\_\_\_\_

CONTESTANT NUMBER:



University Interscholastic League  
A+ Listening Contest • Answer Sheet

Write your contestant number in the upper right corner, and circle your grade below.

Circle Grade Level :

5   6   7   8

1. \_\_\_\_\_

2. \_\_\_\_\_

3. \_\_\_\_\_

4. \_\_\_\_\_

5. \_\_\_\_\_

6. \_\_\_\_\_

7. \_\_\_\_\_

8. \_\_\_\_\_

9. \_\_\_\_\_

10. \_\_\_\_\_

11. \_\_\_\_\_

12. \_\_\_\_\_

13. \_\_\_\_\_

14. \_\_\_\_\_

15. \_\_\_\_\_

16. \_\_\_\_\_

17. \_\_\_\_\_

18. \_\_\_\_\_

19. \_\_\_\_\_

20. \_\_\_\_\_

21. \_\_\_\_\_

22. \_\_\_\_\_


23. \_\_\_\_\_

24. \_\_\_\_\_

25. \_\_\_\_\_

Correct answers = +3  
Incorrect answers = -2  
No answer given = no points  
given or taken






Sell it to the students:  
One the few UIL events that is  
very helpful in ALL classes  
through the school day!









IF you have any Questions  
feel free to contact me  
through teams or email  
[Vanessa.morin@psjaisd.us](mailto:Vanessa.morin@psjaisd.us)  
I would be glad to help y'all.



# Thank you!



# Peer Questions and Answers





# Credits

Crystal Boyd, Eanes ISD (State conference presenter)

Uiltexas.org

Google

Presentation Template: SlidesMania

