



# My Family Research

This project will help me reach work toward the goals of:

1. Researching using the internet.
2. Having a formal conversation with someone to learn about their life.
3. How to place important events on a timeline.
4. How to write about a person I learn about.

# My Project Checklist

1. Choose the oldest person in your family to interview.

This needs to be someone that can have a good conversation with you about their life.  


2. Arrange a time to interview your family member.  

3. Follow the interview question guide. 

- a. READ the questions to your family member.

- b. LISTEN to their answer carefully.

- c. WRITE the answer to the question. (You may want to use dash facts)

4. Fill out the Biography planning guide. You will use the information from the interview to help you plan what you will write about. 

5. Write your Biography. Remember to: 

- a. Follow your plan sheet.



- b. Include detail sentences to make it interesting.

- c. Check your sentences for:

- i. Capitals

- ii. Periods

- iii. Good Word Choice

6. Create a timeline of your family member's life. Start with their birth year and end with 2016.   Be sure to include:

- a. The most important dates in their life
- b. Inventions during their lifetime
- c. Wars during their lifetime
- d. Important weddings and birthday's in your family in their lifetime

Use the links below to help you with your research.

[Inventions Timeline 1](#)

[Inventions Timeline 2](#)

[Inventions Timeline 3](#)

[Parents this has some ads so monitor]

[Inventions Timeline 1](#)

[History Timeline 2](#)

[History Timeline 3](#)

If you need more timeline resources, please let me know! ☺

# Interview Guide

\*\*\*PARENTS: You may want to record this interview for the students to watch and review when they get ready to do their biography writing. It may also be good for them to do the interview and then watch it later to write their answers on the lines. It will take them time to write and the interview may be lengthy if they write as they go. Whatever works best for you is fine. You can use the memos app on an iPhone or video it.

\*\*STUDENT: Before you begin asking your family member the questions below, THANK THEM for helping you with this important project!

1. What is your birthday? \_\_\_\_\_
2. What is your favorite birthday memory from when you were a child?  
\_\_\_\_\_  
\_\_\_\_\_
3. Did you have any brothers and sisters? \_\_\_\_\_ How many? \_\_\_\_\_
4. What is your favorite memory of your time with your brothers or sisters? \_\_\_\_\_  
\_\_\_\_\_  
\_\_\_\_\_

5. What type of job did your father have? \_\_\_\_\_

\_\_\_\_\_

6. What type of job did your mother have? \_\_\_\_\_

\_\_\_\_\_

7. Did you grow up in the city or on a farm? \_\_\_\_\_

8. Did you go to college? \_\_\_\_\_ Where? \_\_\_\_\_

\_\_\_\_\_

9. What did you get a degree in? \_\_\_\_\_

10. How did you meet your husband or wife? \_\_\_\_\_

\_\_\_\_\_

\_\_\_\_\_

\_\_\_\_\_

11. When did you get married? \_\_\_\_\_

12. What is your favorite vacation memory with your husband or wife?

\_\_\_\_\_

\_\_\_\_\_

\_\_\_\_\_

\_\_\_\_\_

13. When did you have your first child? \_\_\_\_\_ How many children  
did you have? \_\_\_\_\_

a. What years were they born? \_\_\_\_\_

b. What years were they born? \_\_\_\_\_

c. What years were they born? \_\_\_\_\_

d. What years were they born? \_\_\_\_\_

14. What was one of the biggest events that happened in your life?

\_\_\_\_\_  
\_\_\_\_\_

15. Have you lived during a war? \_\_\_\_\_

16. Which war? \_\_\_\_\_

17. Can you tell me what life was like during war time?

\_\_\_\_\_  
\_\_\_\_\_  
\_\_\_\_\_  
\_\_\_\_\_  
\_\_\_\_\_

18. There have been a lot of inventions during your lifetime. What has been your favorite invention? \_\_\_\_\_

Why is it your favorite? \_\_\_\_\_

\_\_\_\_\_  
\_\_\_\_\_

19. Have you ever met any famous people? \_\_\_\_\_

Who did you meet and what were you doing?

---

---

20. I am doing this interview as part of a school project. Can you tell me what elementary school was like for you? \_\_\_\_\_


---

---

---

## Presentation Biography Book:

1. Create a large book using a poster board folded in half.
2. The students can create an illustration of their family member on the cover. All illustrations should be level 4.



3. The book should include:
  - a. Table of Contents
  - b. Chapters with headings and illustrations
  - c. Map (State and City of Birth)
  - d. Timeline of Life
  - e. A scrapbook page that represents in pictures and captions any part of the person's life.

Photographs are welcome and project books WILL be returned! 😊



Name: \_\_\_\_\_

# Family Biography Research

Person's Full Name:

Early Life:

Family Life:

Major Accomplishments:

3 Favorite Memories: