

Claude Monet

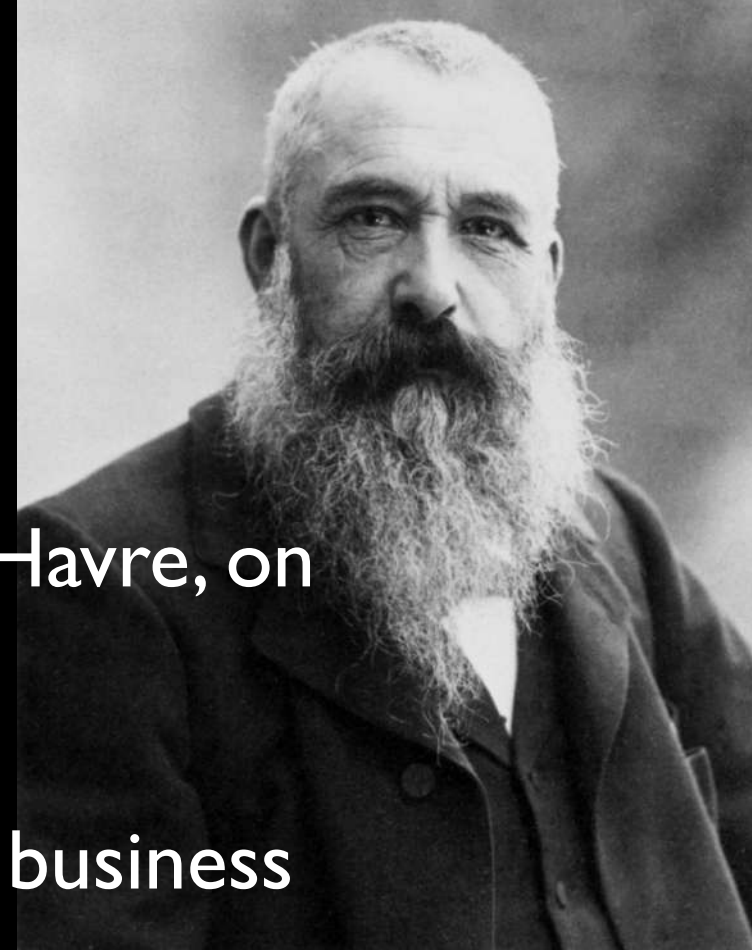
14th November 1840 – 5th December 1926

- What makes art, art?
- What is “impressionism” and why should you care?
- The origins of modern art



Claude Monet

- Born 14th Nov. 1840 in Paris, but grew up in Le Havre, on northern coast, Normandy
- Father wanted him to go into the family grocery business
- Monet always wanted to study art, he would draw caricatures of the townspeople and charge them money
- During his art studies he made many lifelong friends who shared his ideas about art and life.
- Although he struggled much of his life financially and to be accepted, he never gave in to what others said about his work



Neo-Classical



Oath of The Horatii - Jacques Louis-David

Painting en Plien-aire






Le déjeuner sur l'herbe 1868


Salon de Paris

- Anyone who wanted to be a serious artist needed to be accepted by the Académie des Beaux-Arts
- Monet tried many times, but failed
- The critics hated his work
- They called it “impressionism”
- He and others organized their own show instead




Impression: Sunrise 1872

Impressionism




Hues & Values




3 views of Cathedral at Rouen

Brush Strokes & Squinting




The Bridge

- Monet bought a home in Giverny
- He built a huge garden and pond which he used for many later paintings
- One his most famous paintings is of a japanese-style bridge over a pond










Bridge over a Pond of Water Lilies - 1888

Modern Art


- Impressionism only lasted a few years
- Monet's work set the stage for many artists who followed him to continue exploring new ideas in art




Your Project

- You will paint a landscape with Bridge
- After writing your name, turn over and use a pencil to sketch out a landscape
- Use all of your space on the paper
- Paint your memory, or impression of a landscape you have seen
- Not Photographic!

Write Your Name on Back!





Adding in Color

- Start adding dabs of color in short brushstrokes
- Add in simple colors first, blue for water, sky etc.
- Leave white space between strokes, room for new layers of color (mix colors visually)
- Clean brush between colors
- Don't scribble, use dots (slow down!)
- Step back and squint

