

Telling Time

Module 1
Session 2

Today's Activities

- Review telling time to the hour, half-hour, increments of 5 minutes, and then to the minute
- Learn a new Work Place game called Tic-Tac-Tock.

Telling Time Practice

- Using your student clock with a partner, set your clock to show the time of
 - 1:00
 - 3:00
 - 5:00
 - 10:00
 - 12:00

Telling Time Practice

- What is another way we can read these symbols?

2:30

Telling Time Practice

- What time is on the clock?



Telling Time Practice

- What time is on the clock?



Telling Time Practice

- What time is on the clock?



Telling Time Practice

- What time is on the clock?



Telling Time Practice

- What time is on the clock?



Telling Time Practice

- Using your student clock, set your clock to show the time of
 - 1:30
 - 4:45
 - 8:05
 - 10:55

Telling Time Practice to the Minute

One of the math goals in third grade is to learn to tell time to the minute. We are going to do an activity together right now that will help you learn how to tell time to the minute.

Roll, Tell & Record the Time

- Get your pencil
- Turn to page 104 in your student book
- Have student clocks ready



Roll, Tell & Record the Time

1



2



3



4



5



6



7











8



Roll, Tell & Record the Time

- Roll the two **blue** dice and **ADD** the numbers together to set the hour hand on your student clock.
- Roll the **green** and **white** dice and **MULTIPLY** the numbers together to set the minute hand on your student clock.
- Then read the time.
- Record the time on the digital clock in box 1 on your record sheet.
- Repeat until all boxes are filled with times.

Roll, Tell & Record the Time

1		2	
3		4	
5		6	
7		8	

Roll, Tell & Record the Time

- Now follow your teacher's directions as they read aloud the times on our clocks.
 - "Draw a star beside..."
 - "Make a smiley face next to..."
 - "Circle the time of..."
 - "Put a check mark next to..."
 - "Draw a triangle near..."
 - "Make a box around the time of..."
 - "Underline..."
 - "Put a diamond next to..."



Roll, Tell & Record the Time

1



2



3



4



5



6



7



8



Work Places

- 2D - Doubles Help
- 3A - Round Ball Tens
- 3B - Round & Add Tens
- 3C - Round Ball Hundreds
- 3D - Round & Add Hundreds
- 4A - Tic-Tac-Tock

Closing

- What time do you do various activities during the day?
- Can you set your student clocks to match these times?

Home Connections

Writing Time in Different Ways
(pages 61 & 62)

Optional

Complete Telling Time on Two Kinds of Clocks on page 106 in your student book.