

## Survey Response Counts

### Section: Purpose and Direction

Question / Institution			Strongly Agree		Agree		Neutral		Not Applicable		Total	
			#	%	#	%	#	%	#	%	#	%
1. Our school's purpose statement is clearly focused on student success.	Maddox Middle School	Average Score	32	74.42%	9	20.93%	1	2.33%	1	2.33%	43	100%
		4.63	32	74.42%	9	20.93%	1	2.33%	1	2.33%	43	100%
	Total	32	74.42%	9	20.93%	1	2.33%	1	2.33%	43	100%	
2. Our school's purpose statement is formally reviewed and revised with involvement from stakeholders.	Maddox Middle School	Average Score	29	67.44%	12	27.91%	2	4.65%	0	0%	43	100%
		4.63	29	67.44%	12	27.91%	2	4.65%	0	0%	43	100%
	Total	29	67.44%	12	27.91%	2	4.65%	0	0%	43	100%	
3. Our school's purpose statement is based on shared values and beliefs that guide decision-making.	Maddox Middle School	Average Score	30	69.77%	13	30.23%	0	0%	0	0%	43	100%
		4.7	30	69.77%	13	30.23%	0	0%	0	0%	43	100%
	Total	30	69.77%	13	30.23%	0	0%	0	0%	43	100%	
4. Our school's purpose statement is supported by the policies and practices adopted by the school board or governing body.	Maddox Middle School	Average Score	28	65.12%	14	32.56%	1	2.33%	0	0%	43	100%
		4.63	28	65.12%	14	32.56%	1	2.33%	0	0%	43	100%
	Total	28	65.12%	14	32.56%	1	2.33%	0	0%	43	100%	
5. Our school has a continuous improvement process based on data, goals, actions, and measures for growth.	Maddox Middle School	Average Score	33	76.74%	10	23.26%	0	0%	0	0%	43	100%
		4.77	33	76.74%	10	23.26%	0	0%	0	0%	43	100%
	Total	33	76.74%	10	23.26%	0	0%	0	0%	43	100%	
Total			152	70.7%	58	26.98%	4	1.86%	1	0.47%	215	100%

### Section: Governance and Leadership

Question / Institution			Strongly Agree		Agree		Neutral		Disagree		Strongly Disagree		Total	
			#	%	#	%	#	%	#	%	#	%	#	%
6. Our school's governing body or school board complies with all policies, procedures, laws, and regulations.	Maddox Middle School	Average Score	29	69.05%	12	28.57%	1	2.38%	0	0%	0	0%	42	100%
		4.67	29	69.05%	12	28.57%	1	2.38%	0	0%	0	0%	42	100%
	Total	29	69.05%	12	28.57%	1	2.38%	0	0%	0	0%	42	100%	
7. Our school's governing body or school board maintains a distinction between its roles and responsibilities and those of school leadership.	Maddox Middle School	Average Score	24	57.14%	16	38.1%	2	4.76%	0	0%	0	0%	42	100%
		4.52	24	57.14%	16	38.1%	2	4.76%	0	0%	0	0%	42	100%
	Total	24	57.14%	16	38.1%	2	4.76%	0	0%	0	0%	42	100%	
8. Our school's leaders support an innovative and collaborative culture.	Maddox Middle School	Average Score	26	61.9%	14	33.33%	1	2.38%	1	2.38%	0	0%	42	100%
		4.55	26	61.9%	14	33.33%	1	2.38%	1	2.38%	0	0%	42	100%
	Total	26	61.9%	14	33.33%	1	2.38%	1	2.38%	0	0%	42	100%	
9. Our school's leaders expect staff members to hold all students to high academic standards.	Maddox Middle School	Average Score	27	64.29%	14	33.33%	0	0%	1	2.38%	0	0%	42	100%
		4.6	27	64.29%	14	33.33%	0	0%	1	2.38%	0	0%	42	100%
	Total	27	64.29%	14	33.33%	0	0%	1	2.38%	0	0%	42	100%	
10. Our school's leaders hold themselves accountable for student learning.	Maddox Middle School	Average Score	27	64.29%	13	30.95%	1	2.38%	0	0%	1	2.38%	42	100%
		4.55	27	64.29%	13	30.95%	1	2.38%	0	0%	1	2.38%	42	100%
	Total	27	64.29%	13	30.95%	1	2.38%	0	0%	1	2.38%	42	100%	
11. Our school's leaders hold all staff members accountable for student learning.	Maddox Middle School	Average Score	23	54.76%	18	42.86%	0	0%	1	2.38%	0	0%	42	100%
		4.5	23	54.76%	18	42.86%	0	0%	1	2.38%	0	0%	42	100%
	Total	23	54.76%	18	42.86%	0	0%	1	2.38%	0	0%	42	100%	
12. Our school's leaders regularly evaluate staff members on criteria designed to improve teaching and learning.	Maddox Middle School	Average Score	26	61.9%	15	35.71%	0	0%	0	0%	1	2.38%	42	100%
		4.55	26	61.9%	15	35.71%	0	0%	0	0%	1	2.38%	42	100%
	Total	26	61.9%	15	35.71%	0	0%	0	0%	1	2.38%	42	100%	
13. Our school's leaders ensure all staff members use supervisory feedback to improve student learning.	Maddox Middle School	Average Score	24	57.14%	17	40.48%	1	2.38%	0	0%	0	0%	42	100%
		4.55	24	57.14%	17	40.48%	1	2.38%	0	0%	0	0%	42	100%
	Total	24	57.14%	17	40.48%	1	2.38%	0	0%	0	0%	42	100%	

Question / Institution			Strongly Agree		Agree		Neutral		Disagree		Strongly Disagree		Total	
			#	%	#	%	#	%	#	%	#	%	#	%
14. Our school's leaders engage effectively with all stakeholders about the school's purpose and direction.	Maddox Middle School	Average Score	23	54.76%	18	42.86%	1	2.38%	0	0%	0	0%	42	100%
		4.52	23	54.76%	18	42.86%	1	2.38%	0	0%	0	0%	42	100%
	Total	23	54.76%	18	42.86%	1	2.38%	0	0%	0	0%	42	100%	
15. Our school's leaders provide opportunities for stakeholders to be involved in the school.	Maddox Middle School	Average Score	23	54.76%	18	42.86%	0	0%	1	2.38%	0	0%	42	100%
		4.5	23	54.76%	18	42.86%	0	0%	1	2.38%	0	0%	42	100%
	Total	23	54.76%	18	42.86%	0	0%	1	2.38%	0	0%	42	100%	
Total			252	60%	155	36.9%	7	1.67%	4	0.95%	2	0.48%	420	100%

Section: Teaching and Assessing for Learning

Question / Institution			Strongly Agree		Agree		Neutral		Disagree		Total	
			#	%	#	%	#	%	#	%	#	%
16. All teachers in our school monitor and adjust curriculum, instruction, and assessment based on data from student assessments and examination of professional practice.	Maddox Middle School	Average Score	19	45.24%	22	52.38%	1	2.38%	0	0%	42	100%
		4.43	19	45.24%	22	52.38%	1	2.38%	0	0%	42	100%
	Total	19	45.24%	22	52.38%	1	2.38%	0	0%	42	100%	
17. All teachers in our school personalize instructional strategies and interventions to address individual learning needs of students.	Maddox Middle School	Average Score	17	40.48%	23	54.76%	2	4.76%	0	0%	42	100%
		4.36	17	40.48%	23	54.76%	2	4.76%	0	0%	42	100%
	Total	17	40.48%	23	54.76%	2	4.76%	0	0%	42	100%	

Question / Institution			Strongly Agree		Agree		Neutral		Disagree		Total	
			#	%	#	%	#	%	#	%	#	%
18. All teachers in our school regularly use instructional strategies that require student collaboration, self-reflection, and development of critical thinking skills.	Maddox Middle School	Average Score	17	40.48%	24	57.14%	1	2.38%	0	0%	42	100%
		4.38	17	40.48%	24	57.14%	1	2.38%	0	0%	42	100%
	Total	17	40.48%	24	57.14%	1	2.38%	0	0%	42	100%	
19. All teachers in our school use a variety of technologies as instructional resources.	Maddox Middle School	Average Score	17	40.48%	24	57.14%	1	2.38%	0	0%	42	100%
		4.38	17	40.48%	24	57.14%	1	2.38%	0	0%	42	100%
	Total	17	40.48%	24	57.14%	1	2.38%	0	0%	42	100%	
20. All teachers in our school use a process to inform students of their learning expectations and standards of performance.	Maddox Middle School	Average Score	16	38.1%	25	59.52%	1	2.38%	0	0%	42	100%
		4.36	16	38.1%	25	59.52%	1	2.38%	0	0%	42	100%
	Total	16	38.1%	25	59.52%	1	2.38%	0	0%	42	100%	
21. All teachers in our school provide students with specific and timely feedback about their learning.	Maddox Middle School	Average Score	15	35.71%	25	59.52%	2	4.76%	0	0%	42	100%
		4.31	15	35.71%	25	59.52%	2	4.76%	0	0%	42	100%
	Total	15	35.71%	25	59.52%	2	4.76%	0	0%	42	100%	
22. All teachers in our school use multiple types of assessments to modify instruction and to revise the curriculum.	Maddox Middle School	Average Score	17	40.48%	23	54.76%	2	4.76%	0	0%	42	100%
		4.36	17	40.48%	23	54.76%	2	4.76%	0	0%	42	100%
	Total	17	40.48%	23	54.76%	2	4.76%	0	0%	42	100%	
23. All teachers in our school use consistent common grading and reporting policies across grade levels and courses based on clearly defined criteria.	Maddox Middle School	Average Score	19	45.24%	22	52.38%	1	2.38%	0	0%	42	100%
		4.43	19	45.24%	22	52.38%	1	2.38%	0	0%	42	100%
	Total	19	45.24%	22	52.38%	1	2.38%	0	0%	42	100%	
24. All teachers in our school participate in collaborative learning communities that meet both informally and formally across grade levels and content areas.	Maddox Middle School	Average Score	18	42.86%	22	52.38%	2	4.76%	0	0%	42	100%
		4.38	18	42.86%	22	52.38%	2	4.76%	0	0%	42	100%
	Total	18	42.86%	22	52.38%	2	4.76%	0	0%	42	100%	

Question / Institution			Strongly Agree		Agree		Neutral		Disagree		Total	
			#	%	#	%	#	%	#	%	#	%
25. All teachers in our school have been trained to implement a formal process that promotes discussion about student learning (e.g., action research, examination of student work, reflection, study teams, and peer coaching).	Maddox Middle School	Average Score	18	42.86%	20	47.62%	3	7.14%	1	2.38%	42	100%
		4.31	18	42.86%	20	47.62%	3	7.14%	1	2.38%	42	100%
	Total	18	42.86%	20	47.62%	3	7.14%	1	2.38%	42	100%	
26. In our school, challenging curriculum and learning experiences provide equity for all students in the development of learning, thinking, and life skills.	Maddox Middle School	Average Score	20	47.62%	21	50%	1	2.38%	0	0%	42	100%
		4.45	20	47.62%	21	50%	1	2.38%	0	0%	42	100%
	Total	20	47.62%	21	50%	1	2.38%	0	0%	42	100%	
27. In our school, related learning support services are provided for all students based on their needs.	Maddox Middle School	Average Score	20	47.62%	20	47.62%	0	0%	2	4.76%	42	100%
		4.38	20	47.62%	20	47.62%	0	0%	2	4.76%	42	100%
	Total	20	47.62%	20	47.62%	0	0%	2	4.76%	42	100%	
28. In our school, a formal structure exists so that each student is well known by at least one adult advocate in the school who supports that student's educational experience.	Maddox Middle School	Average Score	16	38.1%	22	52.38%	2	4.76%	2	4.76%	42	100%
		4.24	16	38.1%	22	52.38%	2	4.76%	2	4.76%	42	100%
	Total	16	38.1%	22	52.38%	2	4.76%	2	4.76%	42	100%	
29. In our school, all staff members use student data to address the unique learning needs of all students.	Maddox Middle School	Average Score	18	42.86%	23	54.76%	1	2.38%	0	0%	42	100%
		4.4	18	42.86%	23	54.76%	1	2.38%	0	0%	42	100%
	Total	18	42.86%	23	54.76%	1	2.38%	0	0%	42	100%	
30. In our school, staff members provide peer coaching to teachers.	Maddox Middle School	Average Score	20	47.62%	20	47.62%	1	2.38%	1	2.38%	42	100%
		4.4	20	47.62%	20	47.62%	1	2.38%	1	2.38%	42	100%
	Total	20	47.62%	20	47.62%	1	2.38%	1	2.38%	42	100%	

Question / Institution			Strongly Agree		Agree		Neutral		Disagree		Total	
			#	%	#	%	#	%	#	%	#	%
31. In our school, a formal process is in place to support new staff members in their professional practice.	Maddox Middle School	Average Score	24	57.14%	17	40.48%	0	0%	1	2.38%	42	100%
		4.52	24	57.14%	17	40.48%	0	0%	1	2.38%	42	100%
	Total	24	57.14%	17	40.48%	0	0%	1	2.38%	42	100%	
32. In our school, all staff members participate in continuous professional learning based on identified needs of the school.	Maddox Middle School	Average Score	23	54.76%	19	45.24%	0	0%	0	0%	42	100%
		4.55	23	54.76%	19	45.24%	0	0%	0	0%	42	100%
	Total	23	54.76%	19	45.24%	0	0%	0	0%	42	100%	
33. In our school, a professional learning program is designed to build capacity among all professional and support staff members.	Maddox Middle School	Average Score	20	47.62%	22	52.38%	0	0%	0	0%	42	100%
		4.48	20	47.62%	22	52.38%	0	0%	0	0%	42	100%
	Total	20	47.62%	22	52.38%	0	0%	0	0%	42	100%	
34. In our school, all school personnel regularly engage families in their children's learning progress.	Maddox Middle School	Average Score	11	26.19%	28	66.67%	2	4.76%	1	2.38%	42	100%
		4.17	11	26.19%	28	66.67%	2	4.76%	1	2.38%	42	100%
	Total	11	26.19%	28	66.67%	2	4.76%	1	2.38%	42	100%	
35. In our school, all stakeholders are informed of policies, processes, and procedures related to grading and reporting.	Maddox Middle School	Average Score	24	57.14%	17	40.48%	1	2.38%	0	0%	42	100%
		4.55	24	57.14%	17	40.48%	1	2.38%	0	0%	42	100%
	Total	24	57.14%	17	40.48%	1	2.38%	0	0%	42	100%	
Total			369	43.93%	439	52.26%	24	2.86%	8	0.95%	840	100%

Section: Resources and Support Systems

Question / Institution			Strongly Agree		Agree		Neutral		Disagree		Strongly Disagree		Total	
			#	%	#	%	#	%	#	%	#	%	#	%
36. Our school provides qualified staff members to support student learning.	Maddox Middle School	Average Score	28	66.67%	14	33.33%	0	0%	0	0%	0	0%	42	100%
		4.67	28	66.67%	14	33.33%	0	0%	0	0%	0	0%	42	100%
	Total	28	66.67%	14	33.33%	0	0%	0	0%	0	0%	42	100%	
37. Our school provides instructional time and resources to support our school's goals and priorities.	Maddox Middle School	Average Score	26	61.9%	14	33.33%	1	2.38%	1	2.38%	0	0%	42	100%
		4.55	26	61.9%	14	33.33%	1	2.38%	1	2.38%	0	0%	42	100%
	Total	26	61.9%	14	33.33%	1	2.38%	1	2.38%	0	0%	42	100%	
38. Our school provides sufficient material resources to meet student needs.	Maddox Middle School	Average Score	28	66.67%	11	26.19%	2	4.76%	1	2.38%	0	0%	42	100%
		4.57	28	66.67%	11	26.19%	2	4.76%	1	2.38%	0	0%	42	100%
	Total	28	66.67%	11	26.19%	2	4.76%	1	2.38%	0	0%	42	100%	
39. Our school provides protected instructional time.	Maddox Middle School	Average Score	25	59.52%	15	35.71%	1	2.38%	1	2.38%	0	0%	42	100%
		4.52	25	59.52%	15	35.71%	1	2.38%	1	2.38%	0	0%	42	100%
	Total	25	59.52%	15	35.71%	1	2.38%	1	2.38%	0	0%	42	100%	
40. Our school provides a variety of information resources to support student learning.	Maddox Middle School	Average Score	27	64.29%	13	30.95%	1	2.38%	1	2.38%	0	0%	42	100%
		4.57	27	64.29%	13	30.95%	1	2.38%	1	2.38%	0	0%	42	100%
	Total	27	64.29%	13	30.95%	1	2.38%	1	2.38%	0	0%	42	100%	
41. Our school provides a plan for the acquisition and support of technology to support student learning.	Maddox Middle School	Average Score	25	59.52%	17	40.48%	0	0%	0	0%	0	0%	42	100%
		4.6	25	59.52%	17	40.48%	0	0%	0	0%	0	0%	42	100%
	Total	25	59.52%	17	40.48%	0	0%	0	0%	0	0%	42	100%	
42. Our school provides a plan for the acquisition and support of technology to support the school's operational needs.	Maddox Middle School	Average Score	23	54.76%	18	42.86%	1	2.38%	0	0%	0	0%	42	100%
		4.52	23	54.76%	18	42.86%	1	2.38%	0	0%	0	0%	42	100%
	Total	23	54.76%	18	42.86%	1	2.38%	0	0%	0	0%	42	100%	
43. Our school provides high quality student support services (e.g., counseling, referrals, educational, and career planning).	Maddox Middle School	Average Score	26	61.9%	15	35.71%	0	0%	1	2.38%	0	0%	42	100%
		4.57	26	61.9%	15	35.71%	0	0%	1	2.38%	0	0%	42	100%
	Total	26	61.9%	15	35.71%	0	0%	1	2.38%	0	0%	42	100%	

Question / Institution			Strongly Agree		Agree		Neutral		Disagree		Strongly Disagree		Total	
			#	%	#	%	#	%	#	%	#	%	#	%
44. Our school provides opportunities for students to participate in activities that interest them.	Maddox Middle School	Average Score	23	54.76%	17	40.48%	0	0%	1	2.38%	1	2.38%	42	100%
		4.43	23	54.76%	17	40.48%	0	0%	1	2.38%	1	2.38%	42	100%
	Total	23	54.76%	17	40.48%	0	0%	1	2.38%	1	2.38%	42	100%	
45. Our school maintains facilities that support student learning.	Maddox Middle School	Average Score	27	64.29%	13	30.95%	1	2.38%	1	2.38%	0	0%	42	100%
		4.57	27	64.29%	13	30.95%	1	2.38%	1	2.38%	0	0%	42	100%
	Total	27	64.29%	13	30.95%	1	2.38%	1	2.38%	0	0%	42	100%	
46. Our school maintains facilities that contribute to a safe environment.	Maddox Middle School	Average Score	27	64.29%	13	30.95%	1	2.38%	1	2.38%	0	0%	42	100%
		4.57	27	64.29%	13	30.95%	1	2.38%	1	2.38%	0	0%	42	100%
	Total	27	64.29%	13	30.95%	1	2.38%	1	2.38%	0	0%	42	100%	
Total			285	61.69%	160	34.63%	8	1.73%	8	1.73%	1	0.22%	462	100%

Section: Using Results for Continuous Improvement

Question / Institution			Strongly Agree		Agree		Neutral		Disagree		Total	
			#	%	#	%	#	%	#	%	#	%
47. Our school uses multiple assessment measures to determine student learning and school performance.	Maddox Middle School	Average Score	28	66.67%	12	28.57%	1	2.38%	1	2.38%	42	100%
		4.6	28	66.67%	12	28.57%	1	2.38%	1	2.38%	42	100%
	Total	28	66.67%	12	28.57%	1	2.38%	1	2.38%	42	100%	
48. Our school employs consistent assessment measures across classrooms and courses.	Maddox Middle School	Average Score	25	59.52%	15	35.71%	1	2.38%	1	2.38%	42	100%
		4.52	25	59.52%	15	35.71%	1	2.38%	1	2.38%	42	100%
	Total	25	59.52%	15	35.71%	1	2.38%	1	2.38%	42	100%	
49. Our school has a systematic process for collecting, analyzing, and using data.	Maddox Middle School	Average Score	26	61.9%	15	35.71%	1	2.38%	0	0%	42	100%
		4.6	26	61.9%	15	35.71%	1	2.38%	0	0%	42	100%
	Total	26	61.9%	15	35.71%	1	2.38%	0	0%	42	100%	



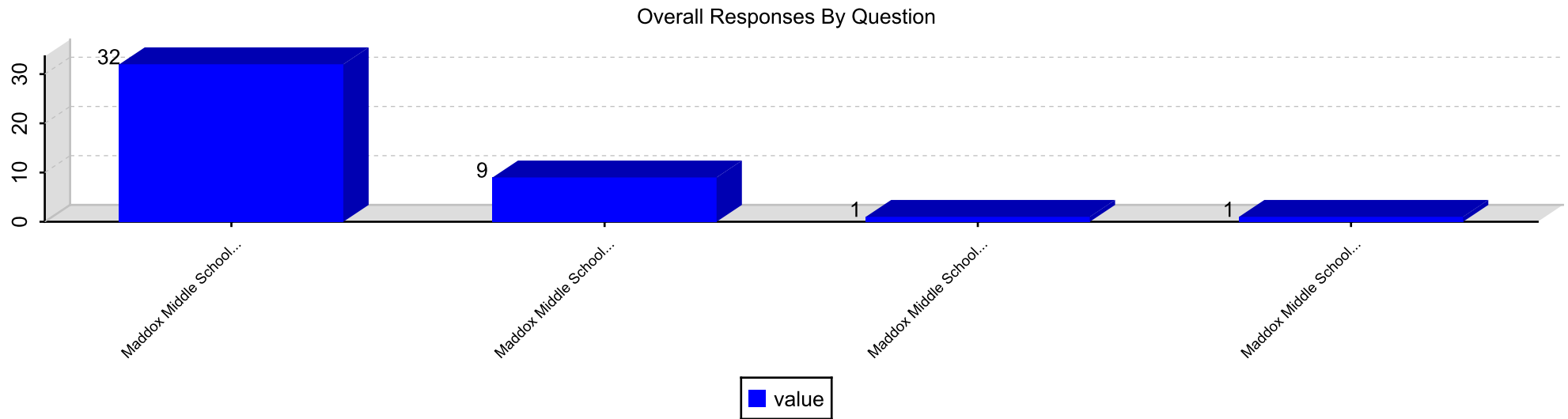
Question / Institution			Strongly Agree		Agree		Neutral		Disagree		Total	
			#	%	#	%	#	%	#	%	#	%
50. Our school ensures all staff members are trained in the evaluation, interpretation, and use of data.	Maddox Middle School	Average Score	22	52.38%	19	45.24%	0	0%	1	2.38%	42	100%
		4.48	22	52.38%	19	45.24%	0	0%	1	2.38%	42	100%
	Total	22	52.38%	19	45.24%	0	0%	1	2.38%	42	100%	
51. Our school uses data to monitor student readiness and success at the next level.	Maddox Middle School	Average Score	23	54.76%	18	42.86%	1	2.38%	0	0%	42	100%
		4.52	23	54.76%	18	42.86%	1	2.38%	0	0%	42	100%
	Total	23	54.76%	18	42.86%	1	2.38%	0	0%	42	100%	
52. Our school leaders monitor data related to student achievement.	Maddox Middle School	Average Score	26	61.9%	16	38.1%	0	0%	0	0%	42	100%
		4.62	26	61.9%	16	38.1%	0	0%	0	0%	42	100%
	Total	26	61.9%	16	38.1%	0	0%	0	0%	42	100%	
53. Our school leaders monitor data related to school continuous improvement goals.	Maddox Middle School	Average Score	31	73.81%	11	26.19%	0	0%	0	0%	42	100%
		4.74	31	73.81%	11	26.19%	0	0%	0	0%	42	100%
	Total	31	73.81%	11	26.19%	0	0%	0	0%	42	100%	
Total			181	61.56%	106	36.05%	4	1.36%	3	1.02%	294	100%

**Responses By Section and Question**

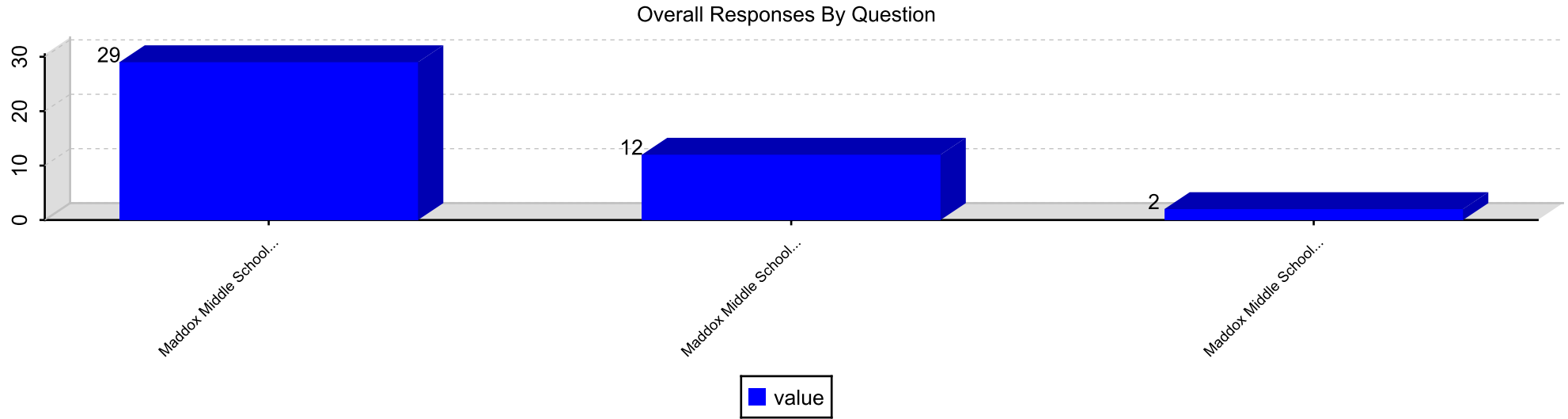
Section: Purpose and Direction

**Responses By Question**

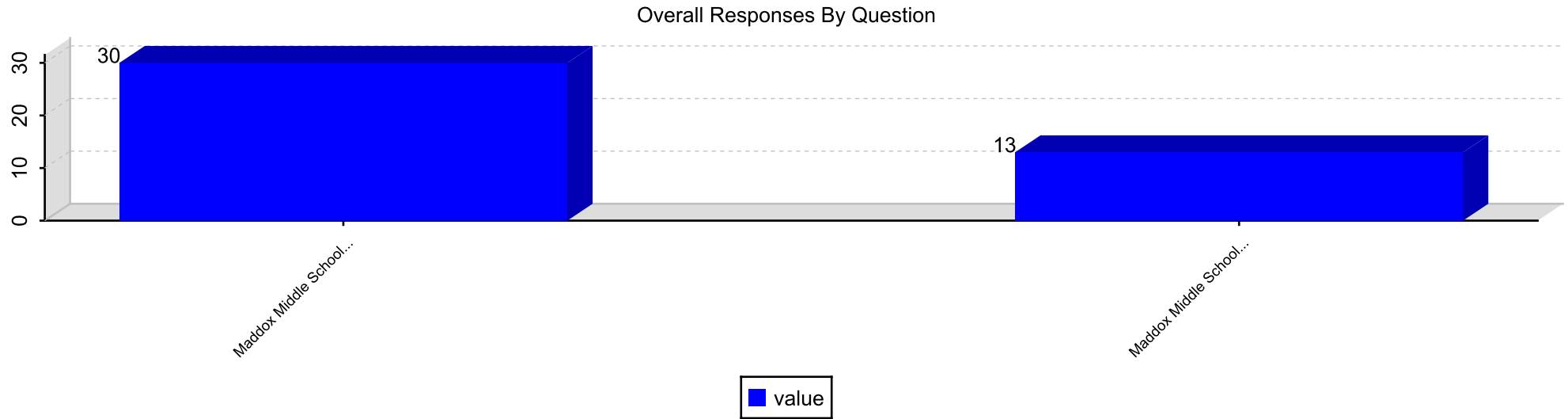
Question 1. Our school's purpose statement is clearly focused on student success.



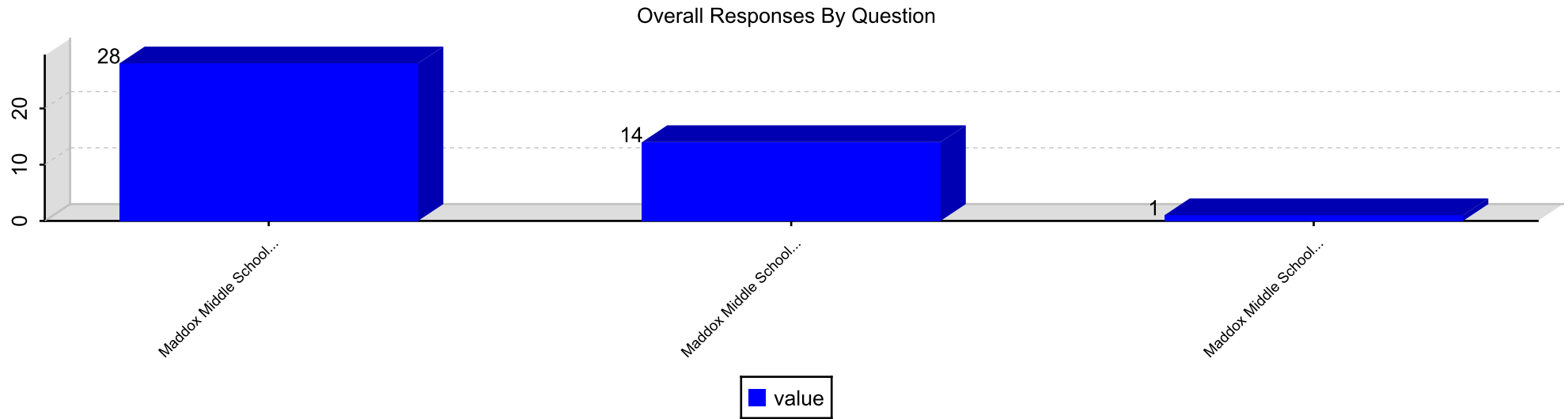
Question 2. Our school's purpose statement is formally reviewed and revised with involvement from stakeholders.



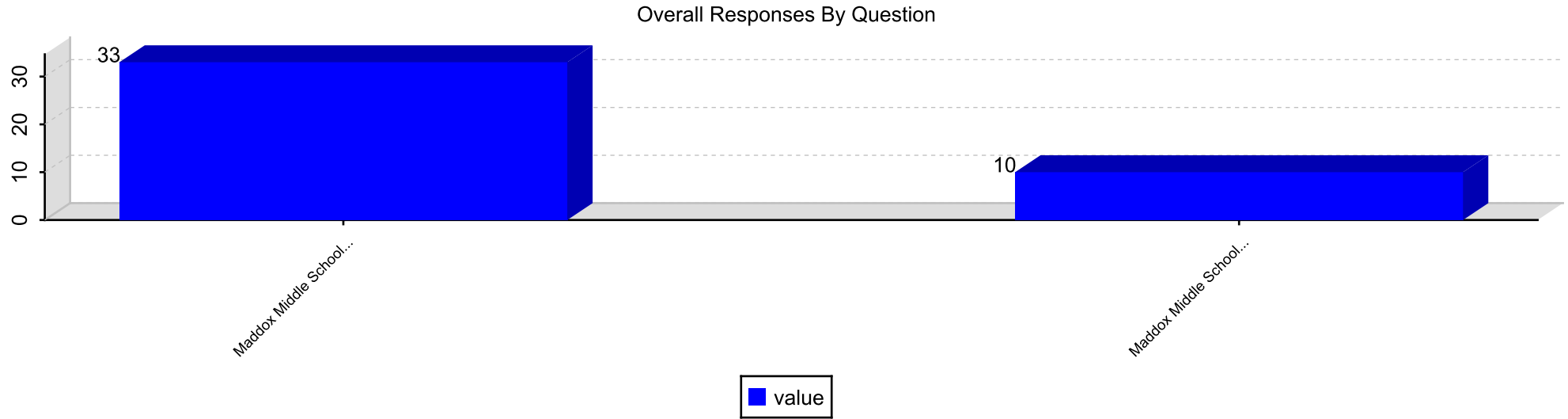
Question 3. Our school's purpose statement is based on shared values and beliefs that guide decision-making.



Question 4. Our school's purpose statement is supported by the policies and practices adopted by the school board or governing body.



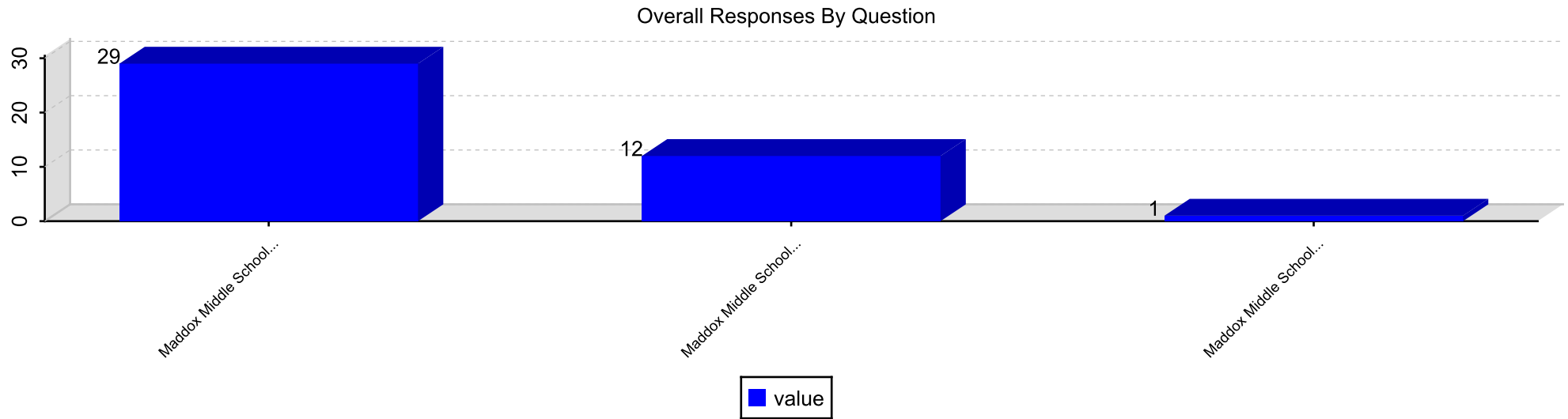
Question 5. Our school has a continuous improvement process based on data, goals, actions, and measures for growth.



Section: Governance and Leadership

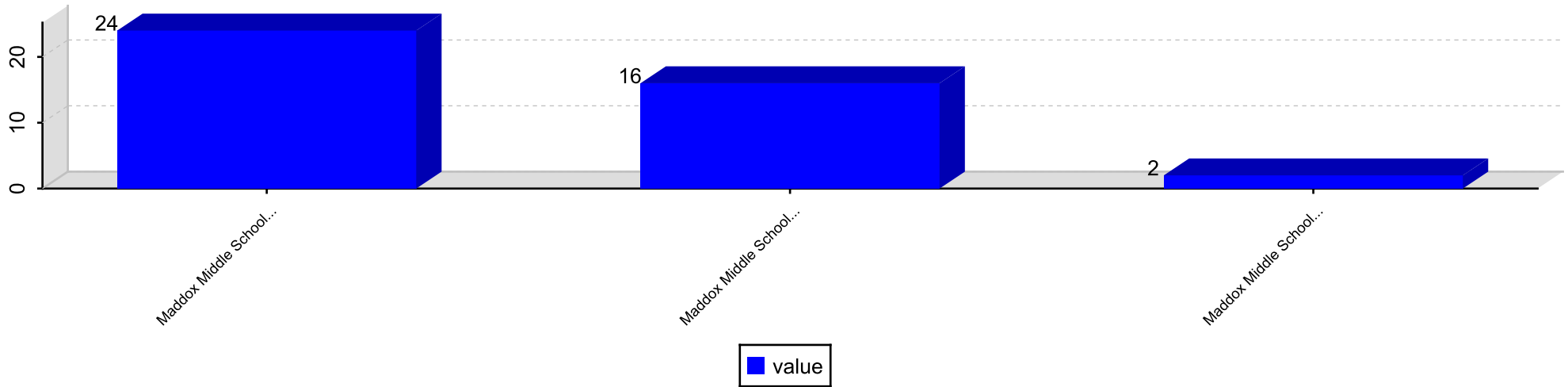
**Responses By Question**

Question 6. Our school's governing body or school board complies with all policies, procedures, laws, and regulations.



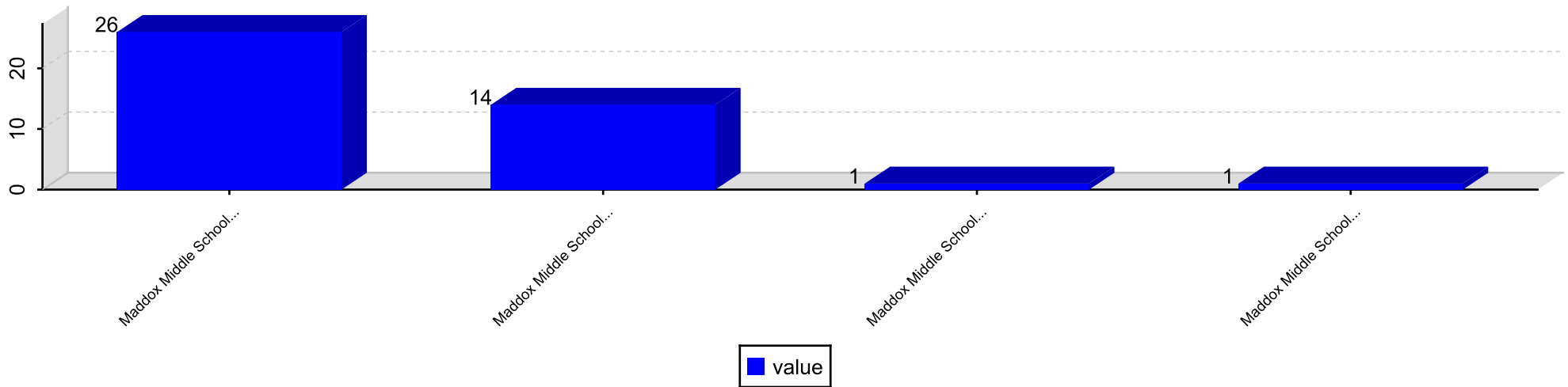
Question 7. Our school's governing body or school board maintains a distinction between its roles and responsibilities and those of school leadership.

Overall Responses By Question

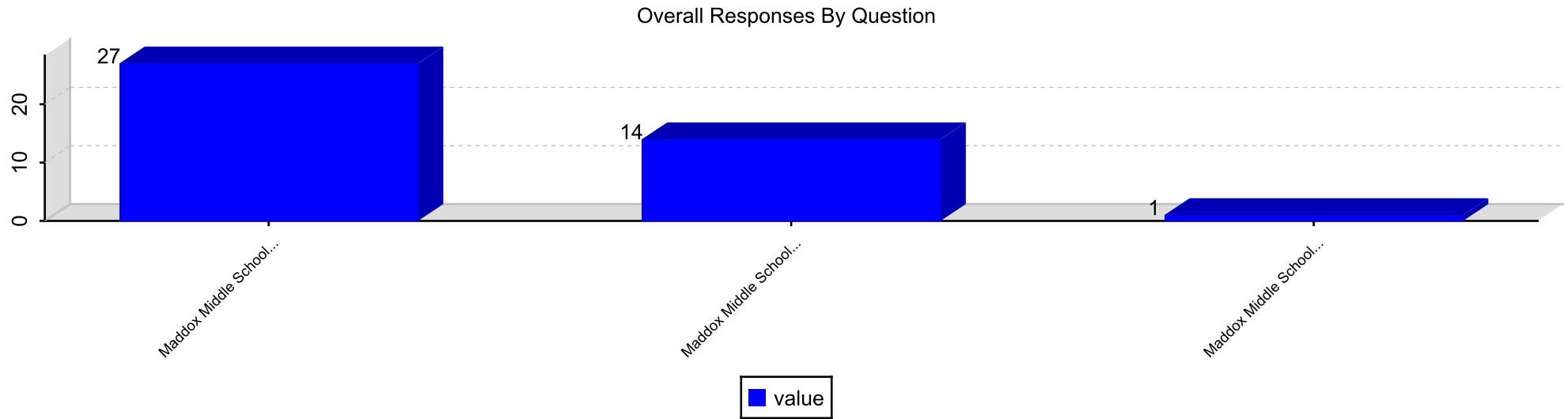


Question 8. Our school's leaders support an innovative and collaborative culture.

Overall Responses By Question



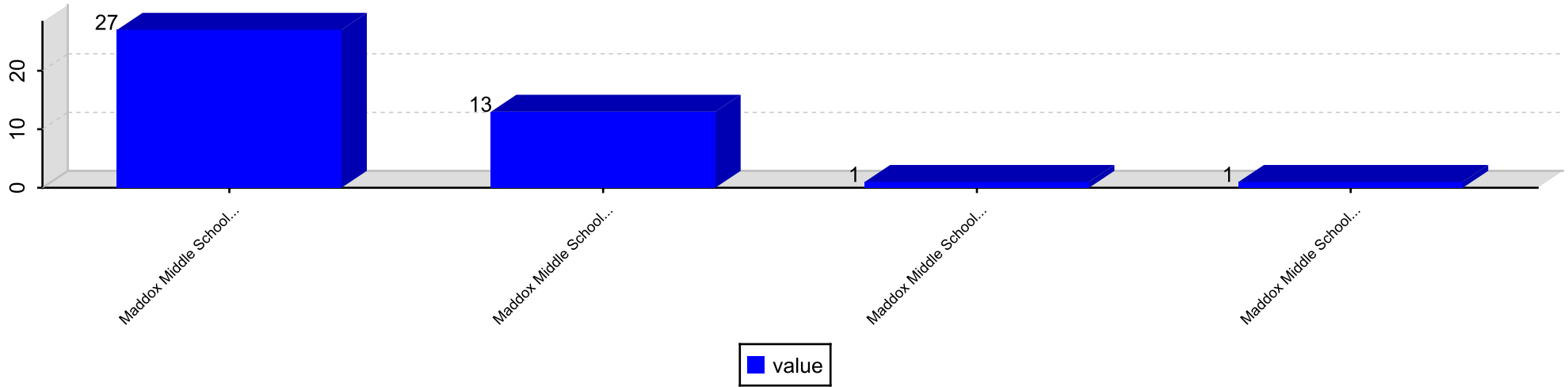
Question 9. Our school's leaders expect staff members to hold all students to high academic standards.



Question 10. Our school's leaders hold themselves accountable for student learning.

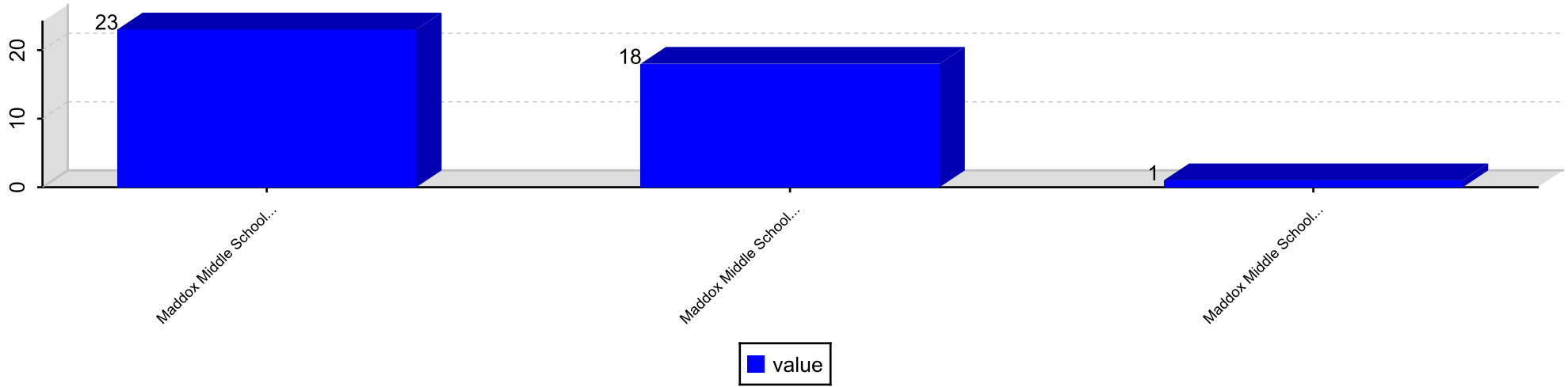


Overall Responses By Question

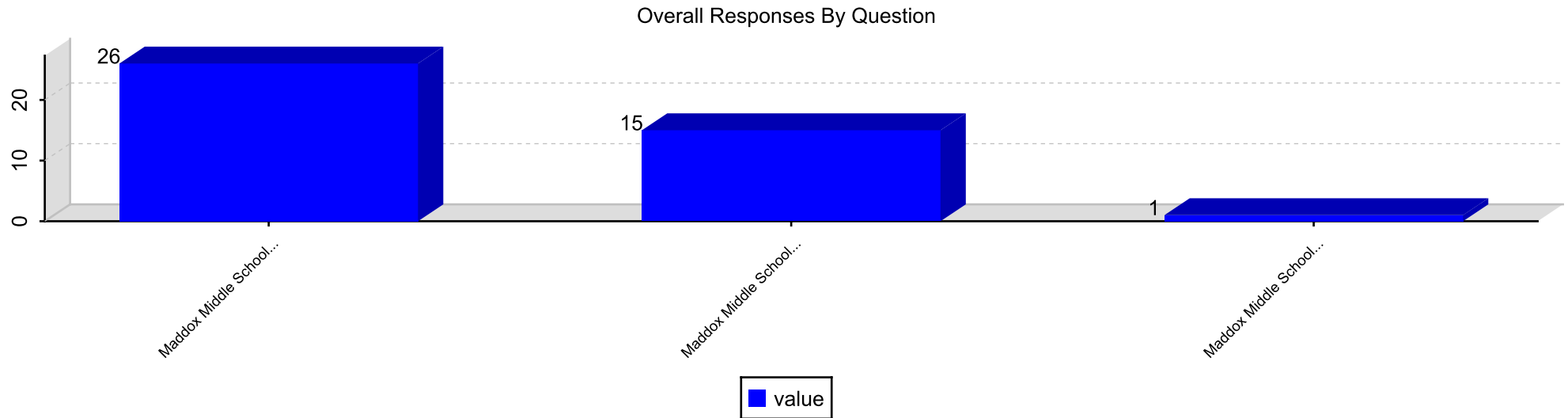


Question 11. Our school's leaders hold all staff members accountable for student learning.

Overall Responses By Question

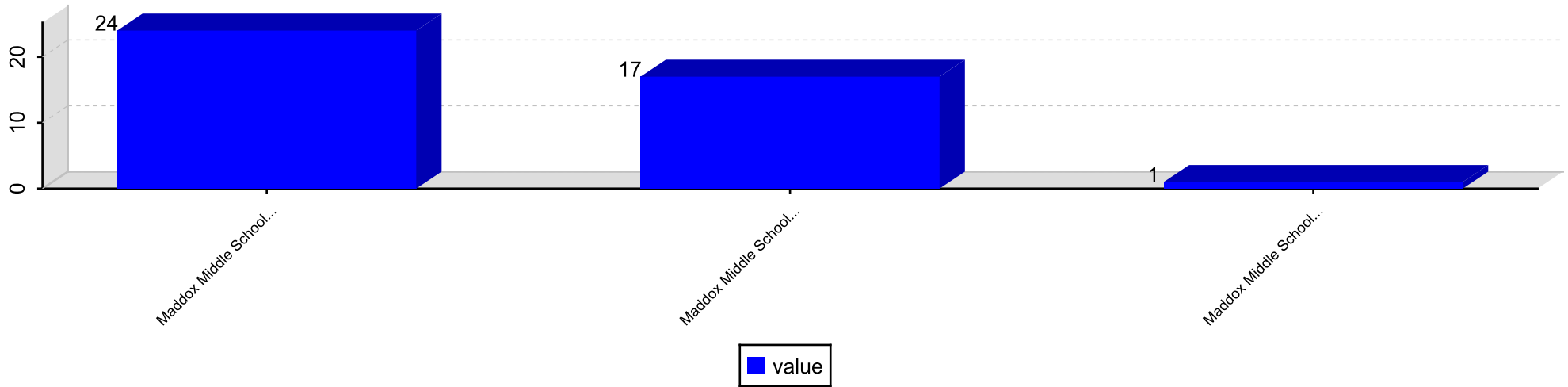


Question 12. Our school's leaders regularly evaluate staff members on criteria designed to improve teaching and learning.



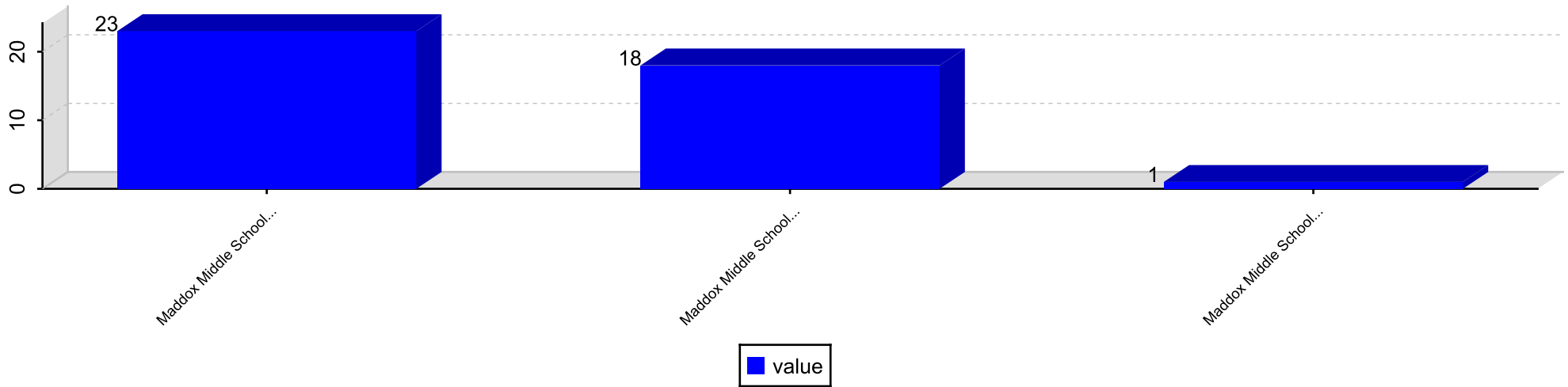
Question 13. Our school's leaders ensure all staff members use supervisory feedback to improve student learning.

Overall Responses By Question

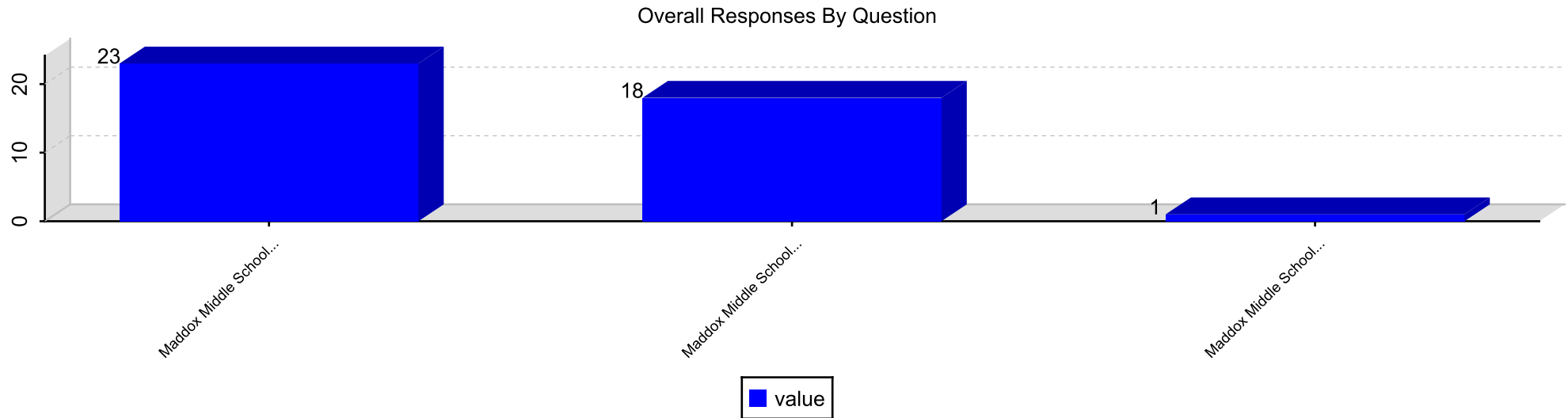


Question 14. Our school's leaders engage effectively with all stakeholders about the school's purpose and direction.

Overall Responses By Question



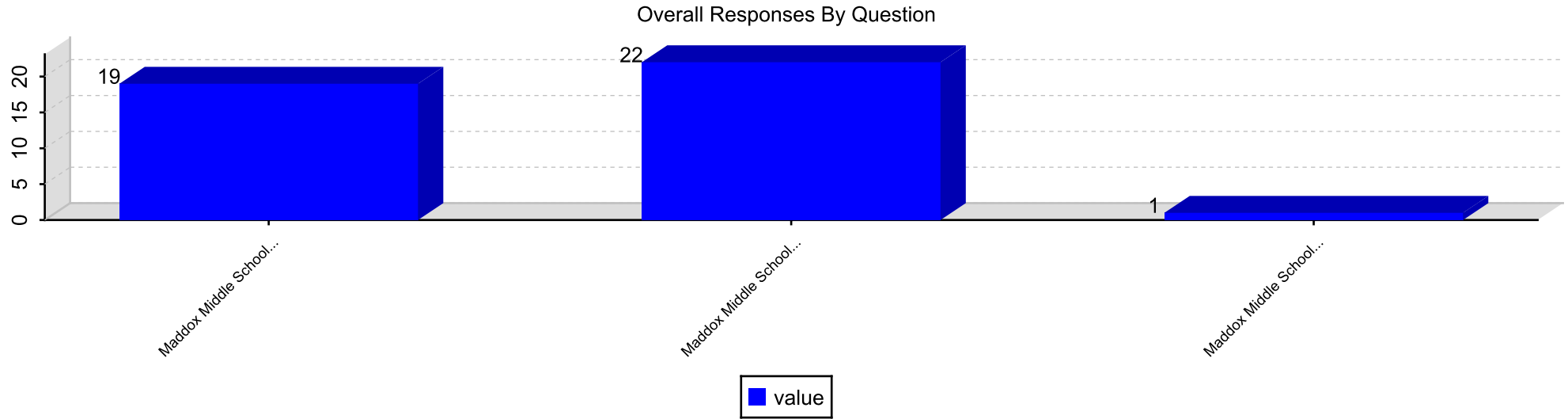
Question 15. Our school's leaders provide opportunities for stakeholders to be involved in the school.



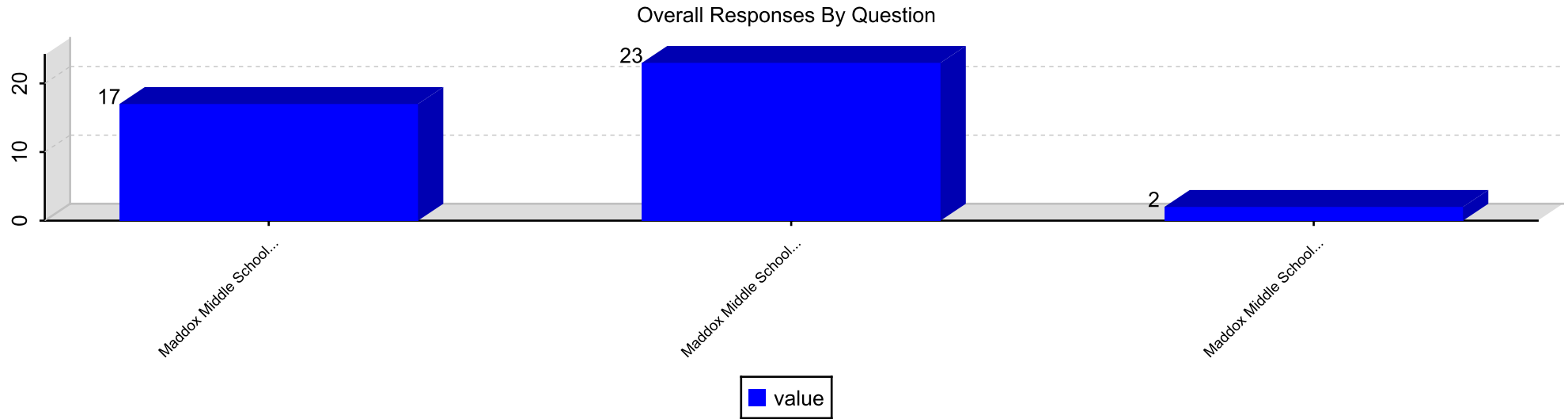
Section: Teaching and Assessing for Learning

**Responses By Question**

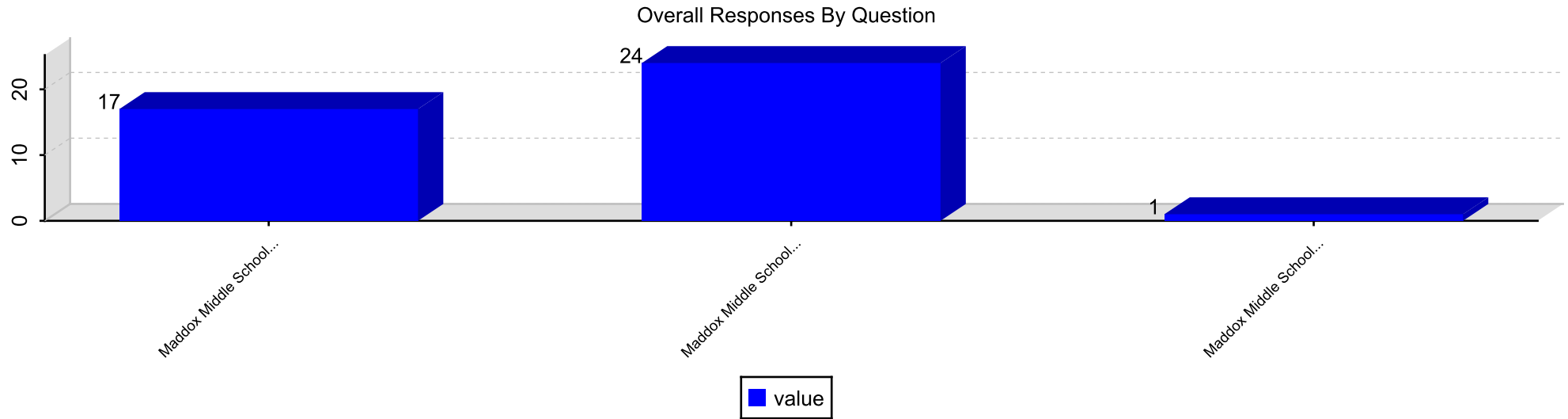
Question 16. All teachers in our school monitor and adjust curriculum, instruction, and assessment based on data from student assessments and examination of professional practice.



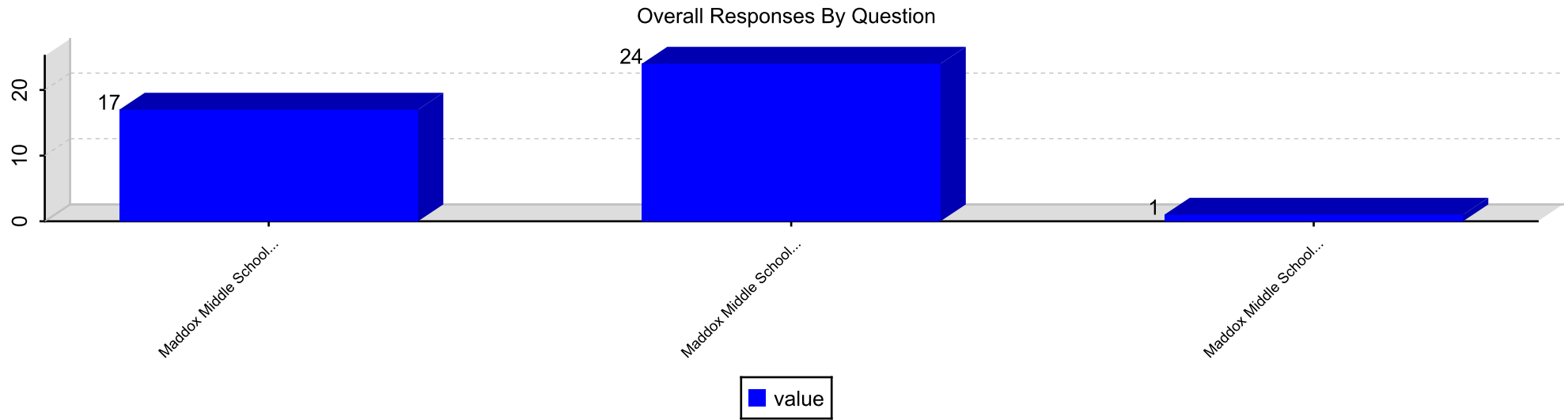
Question 17. All teachers in our school personalize instructional strategies and interventions to address individual learning needs of students.



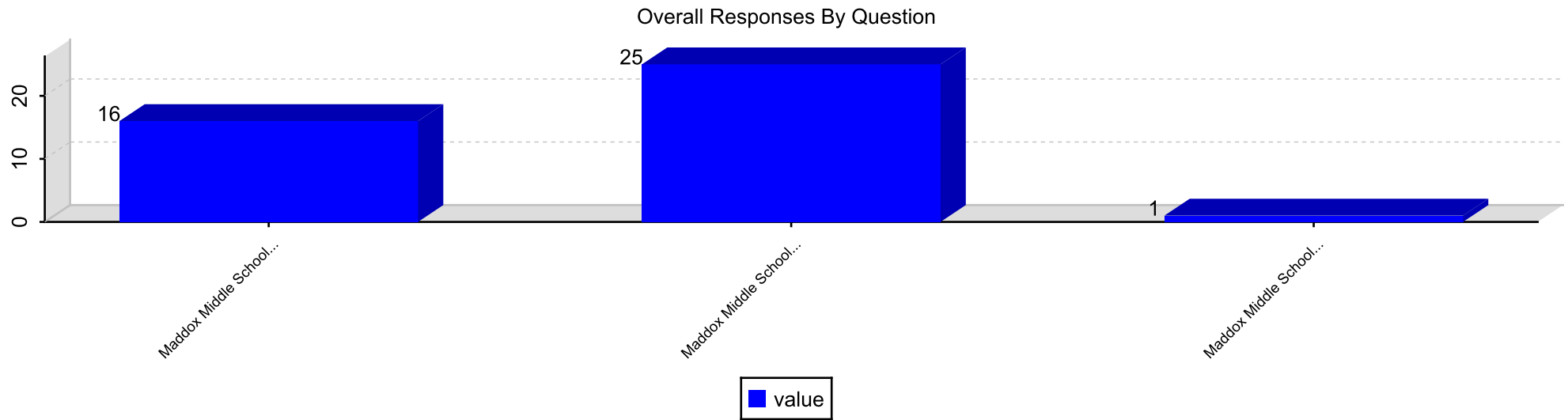
Question 18. All teachers in our school regularly use instructional strategies that require student collaboration, self-reflection, and development of critical thinking skills.



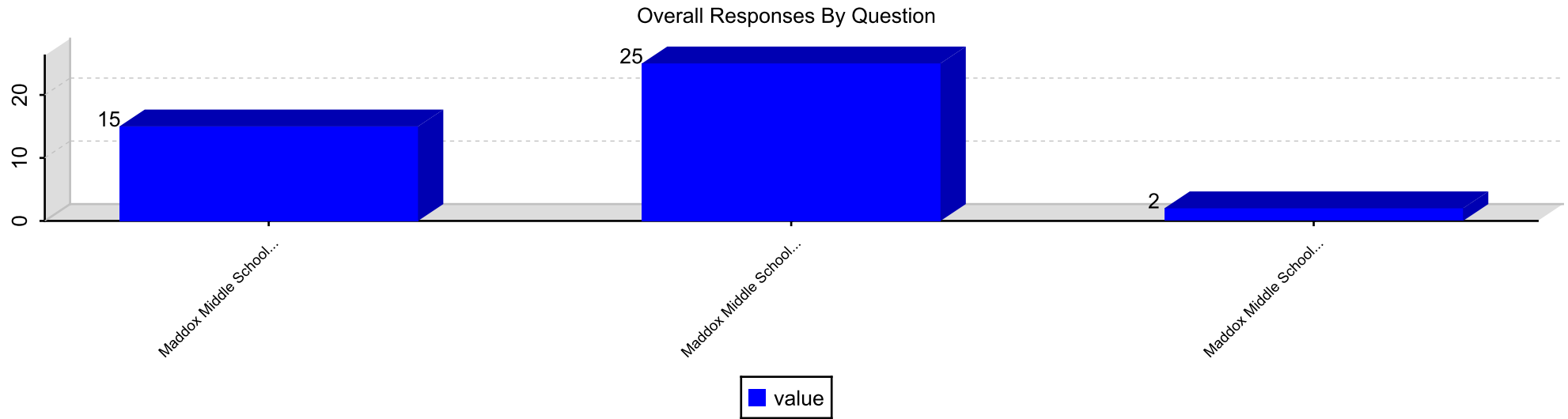
Question 19. All teachers in our school use a variety of technologies as instructional resources.



Question 20. All teachers in our school use a process to inform students of their learning expectations and standards of performance.

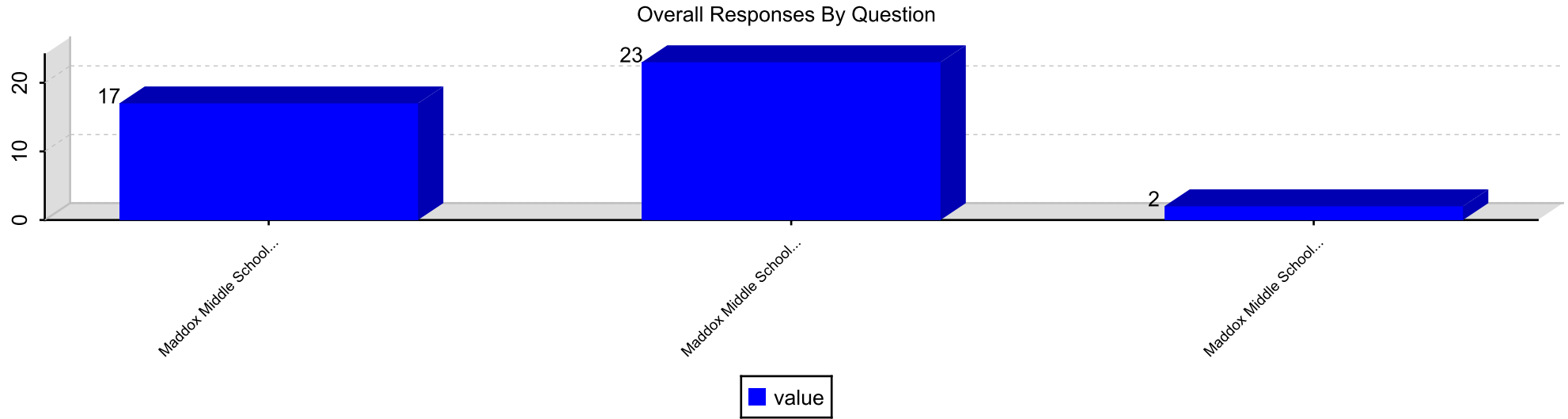


Question 21. All teachers in our school provide students with specific and timely feedback about their learning.

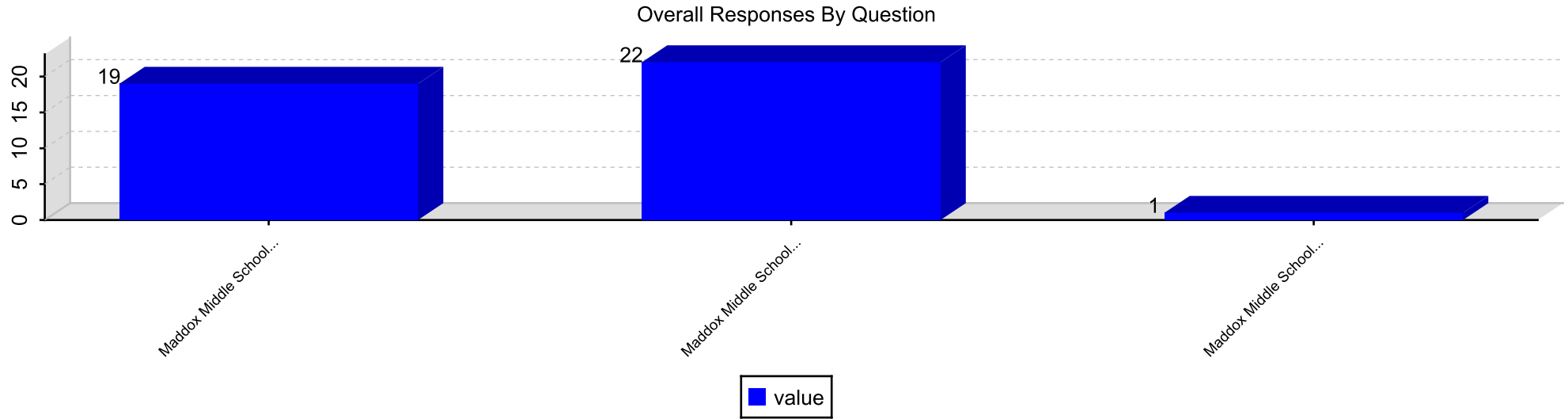


Question 22. All teachers in our school use multiple types of assessments to modify instruction and to revise the curriculum.

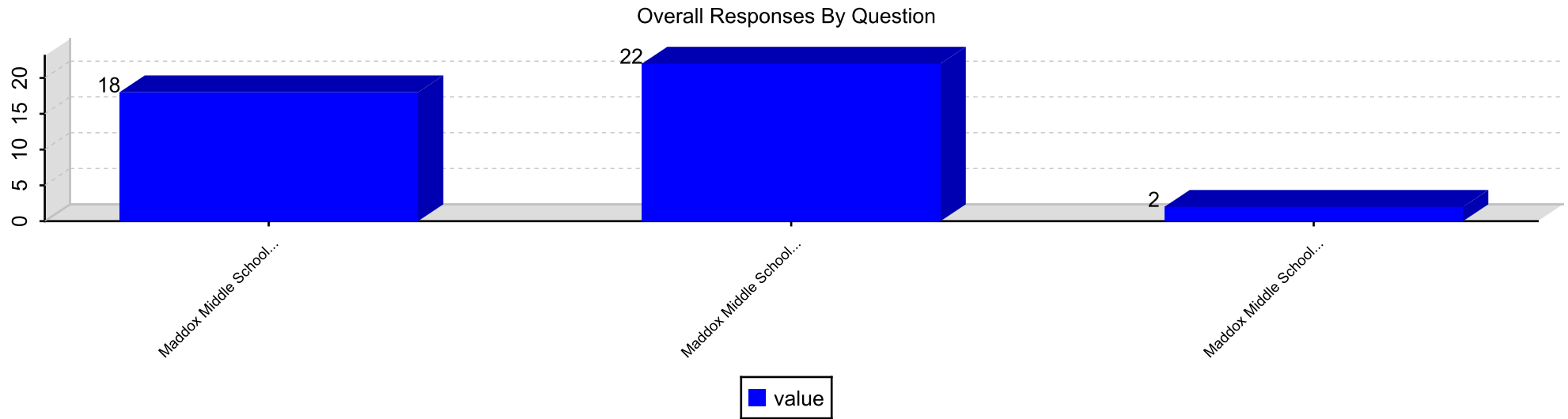




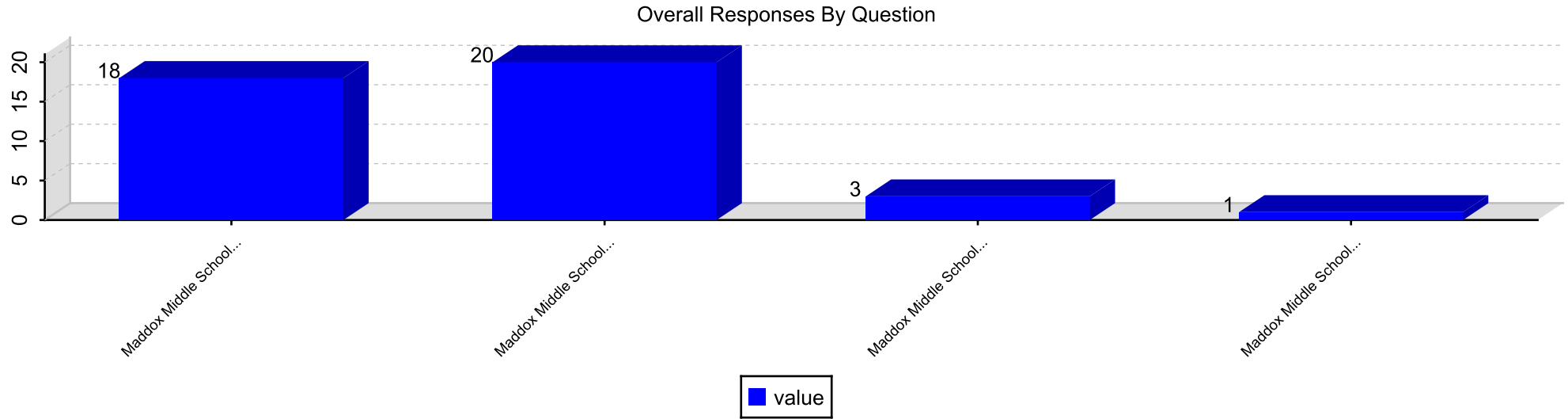
Question 23. All teachers in our school use consistent common grading and reporting policies across grade levels and courses based on clearly defined criteria.



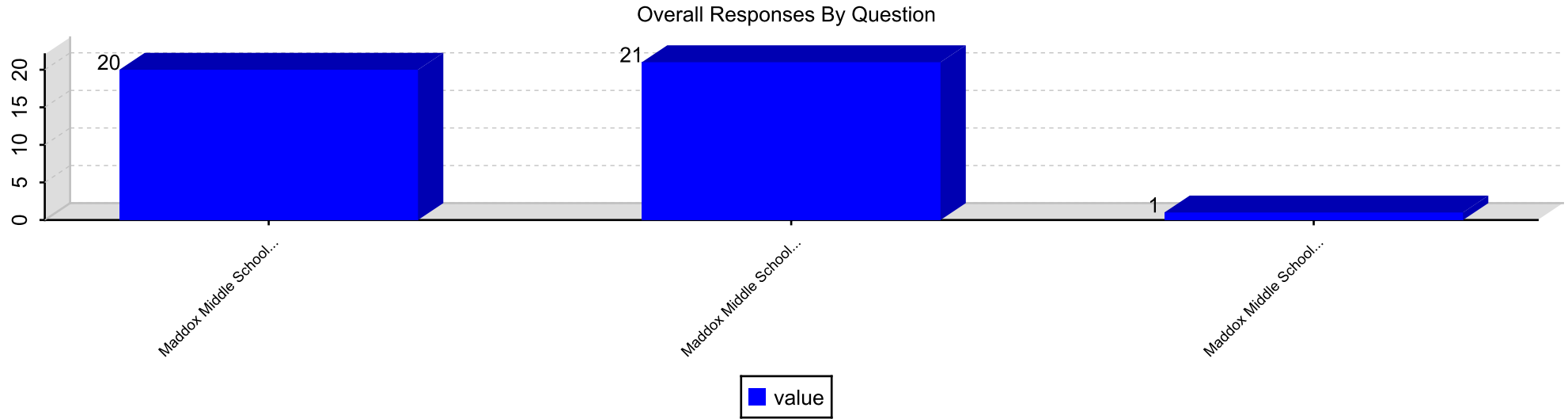
Question 24. All teachers in our school participate in collaborative learning communities that meet both informally and formally across grade levels and content areas.



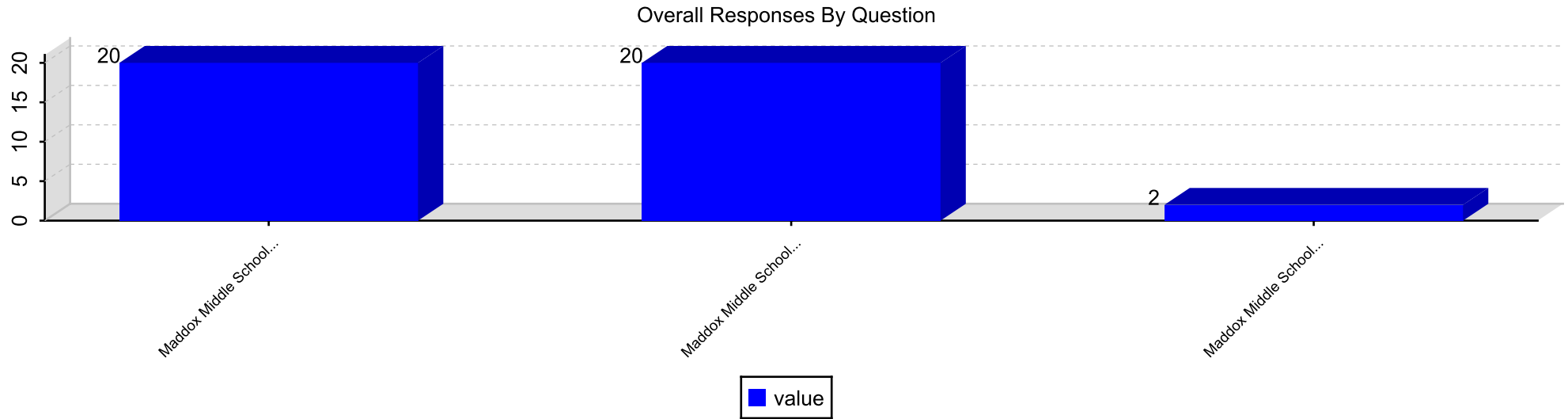
Question 25. All teachers in our school have been trained to implement a formal process that promotes discussion about student learning (e.g., action research, examination of student work, reflection, study teams, and peer coaching).



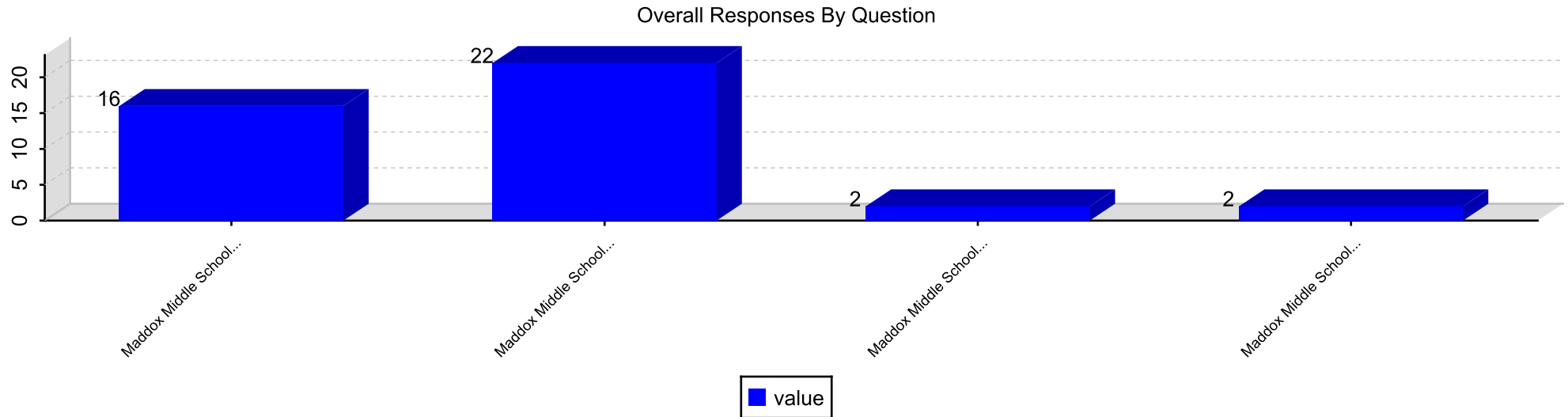
Question 26. In our school, challenging curriculum and learning experiences provide equity for all students in the development of learning, thinking, and life skills.



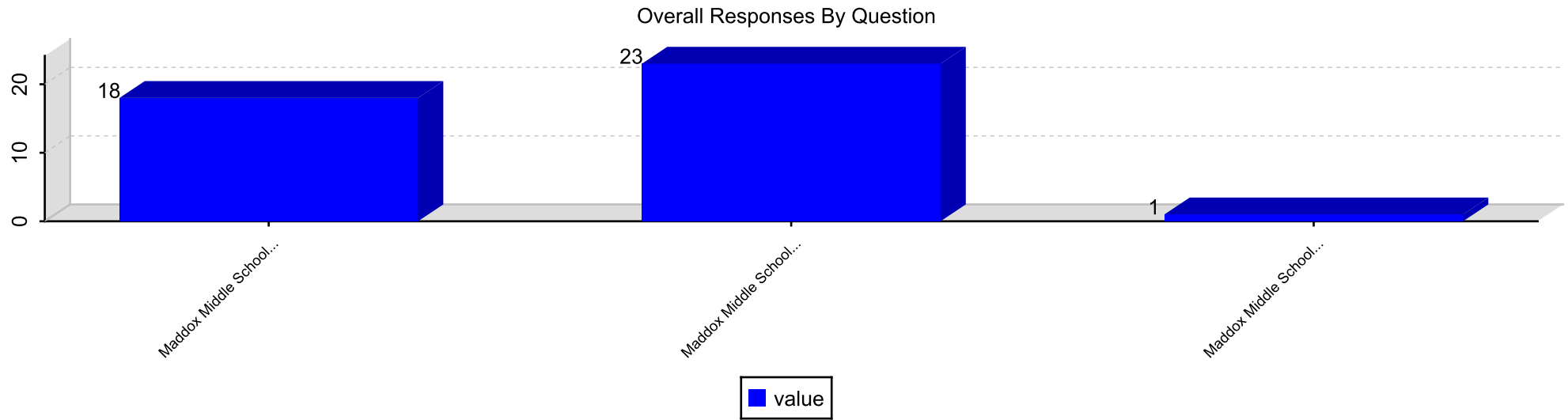
Question 27. In our school, related learning support services are provided for all students based on their needs.



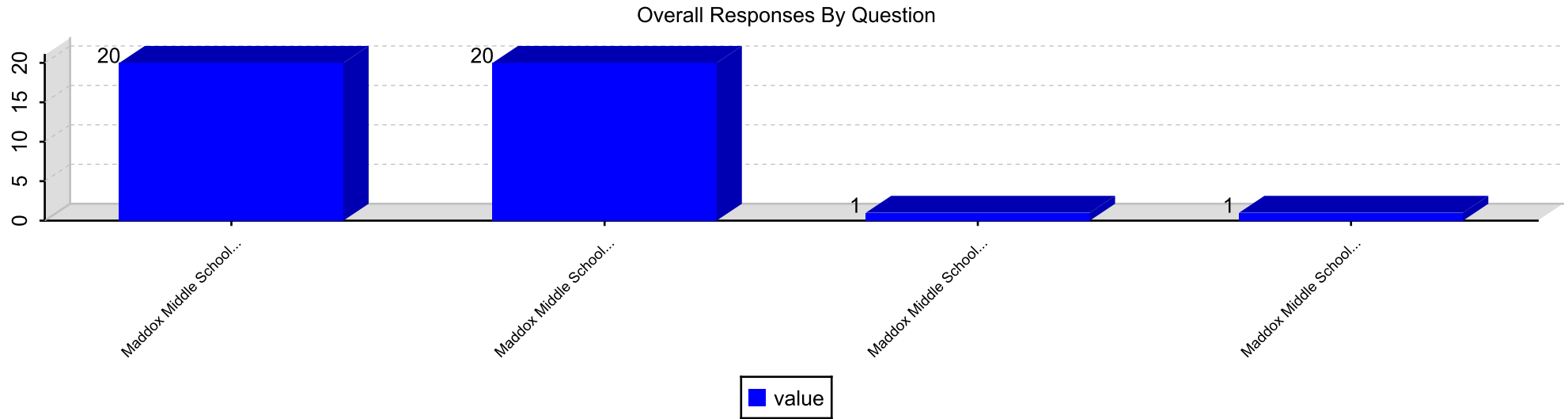
Question 28. In our school, a formal structure exists so that each student is well known by at least one adult advocate in the school who supports that student's educational experience.



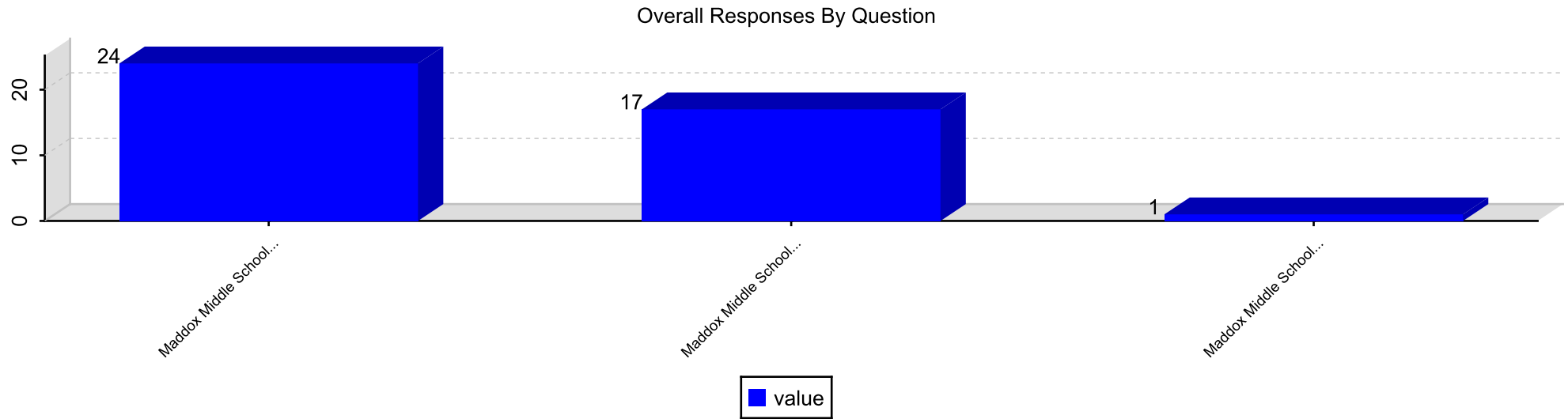
Question 29. In our school, all staff members use student data to address the unique learning needs of all students.



Question 30. In our school, staff members provide peer coaching to teachers.

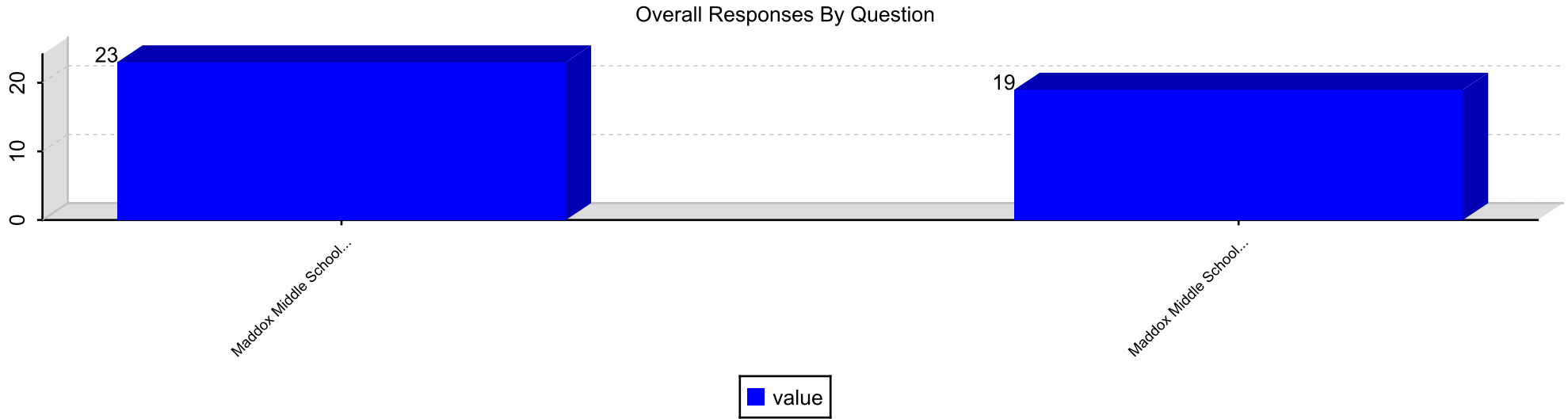


Question 31. In our school, a formal process is in place to support new staff members in their professional practice.

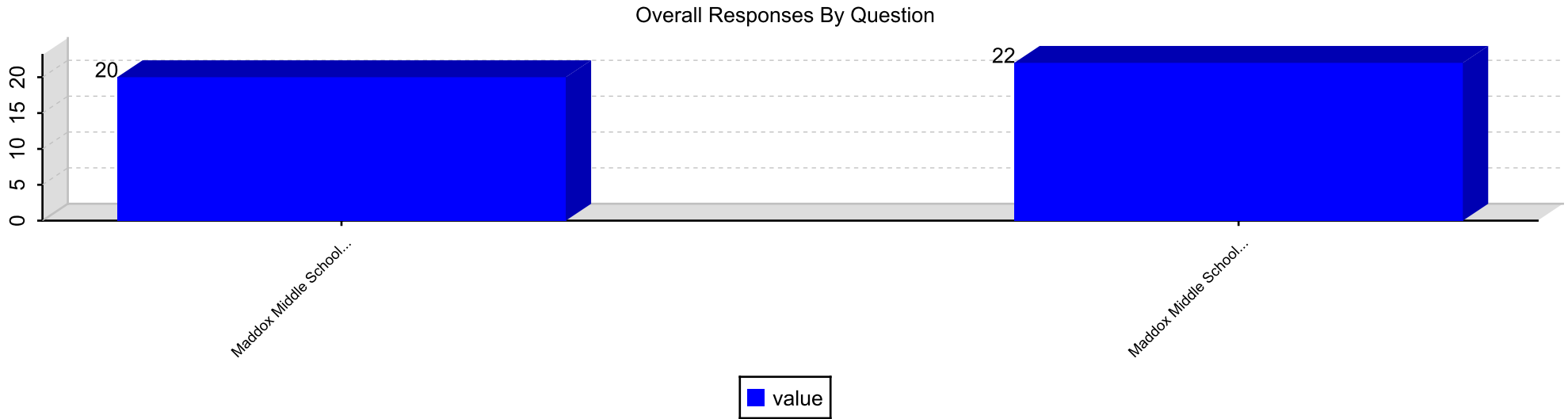


Question 32. In our school, all staff members participate in continuous professional learning based on identified needs of the school.

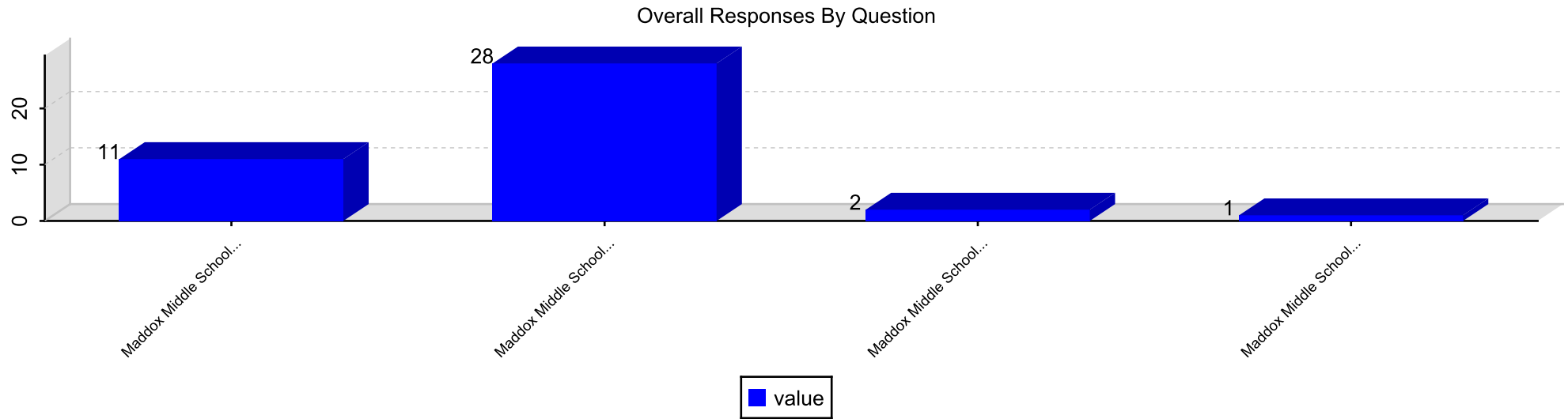




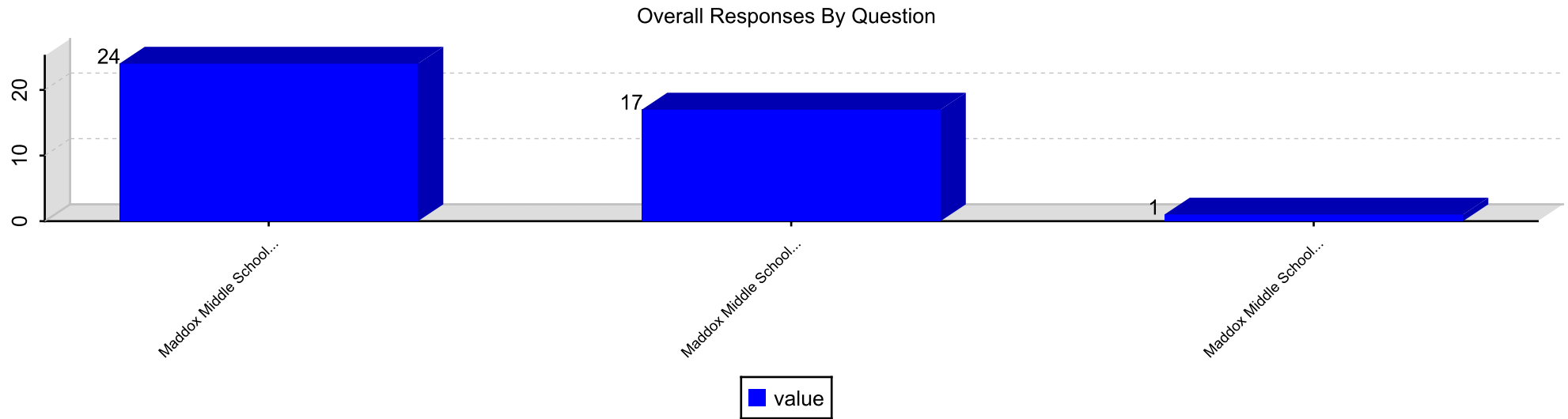
Question 33. In our school, a professional learning program is designed to build capacity among all professional and support staff members.



Question 34. In our school, all school personnel regularly engage families in their children's learning progress.



Question 35. In our school, all stakeholders are informed of policies, processes, and procedures related to grading and reporting.

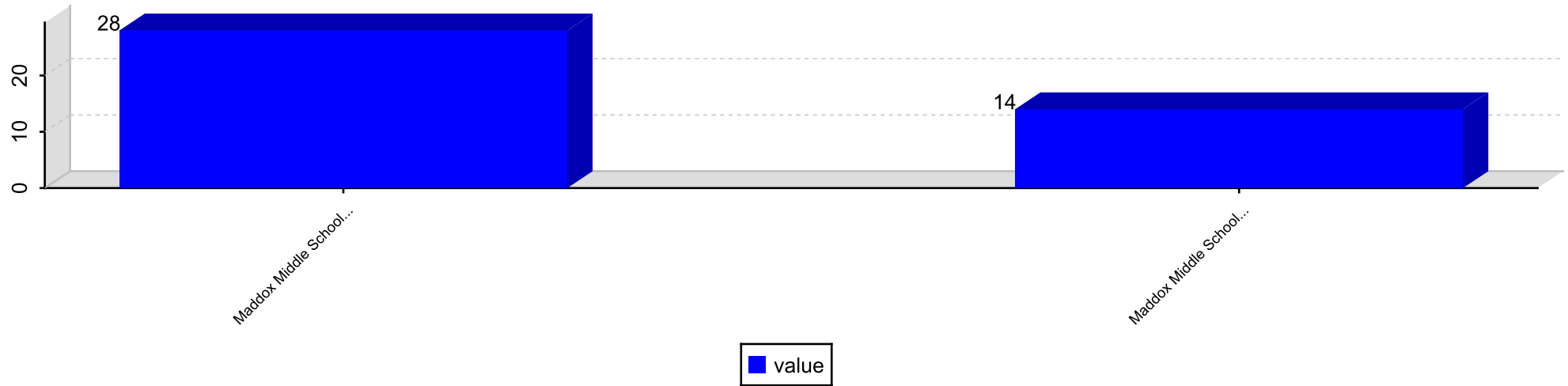


Section: Resources and Support Systems

**Responses By Question**

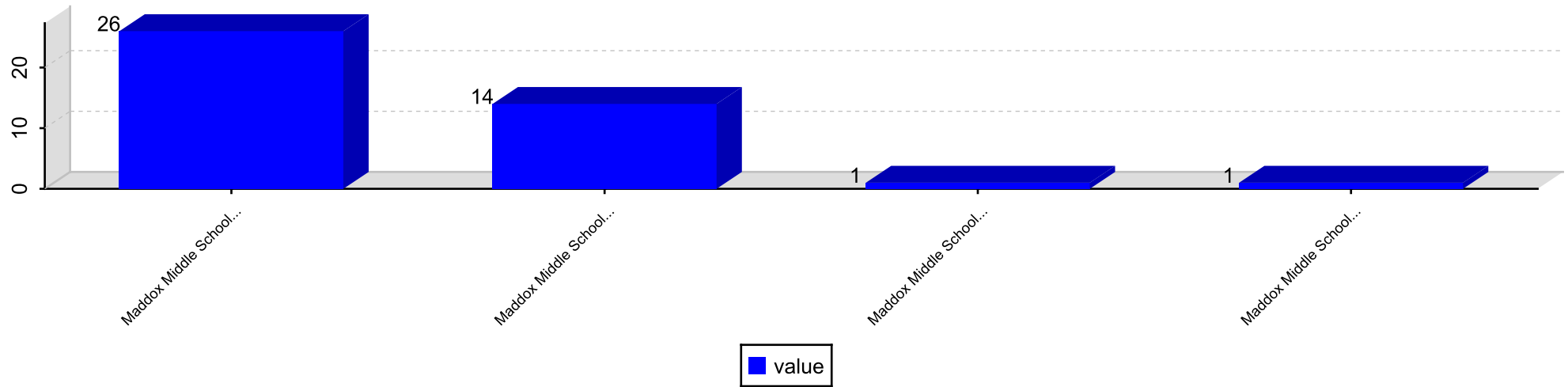
Question 36. Our school provides qualified staff members to support student learning.

Overall Responses By Question

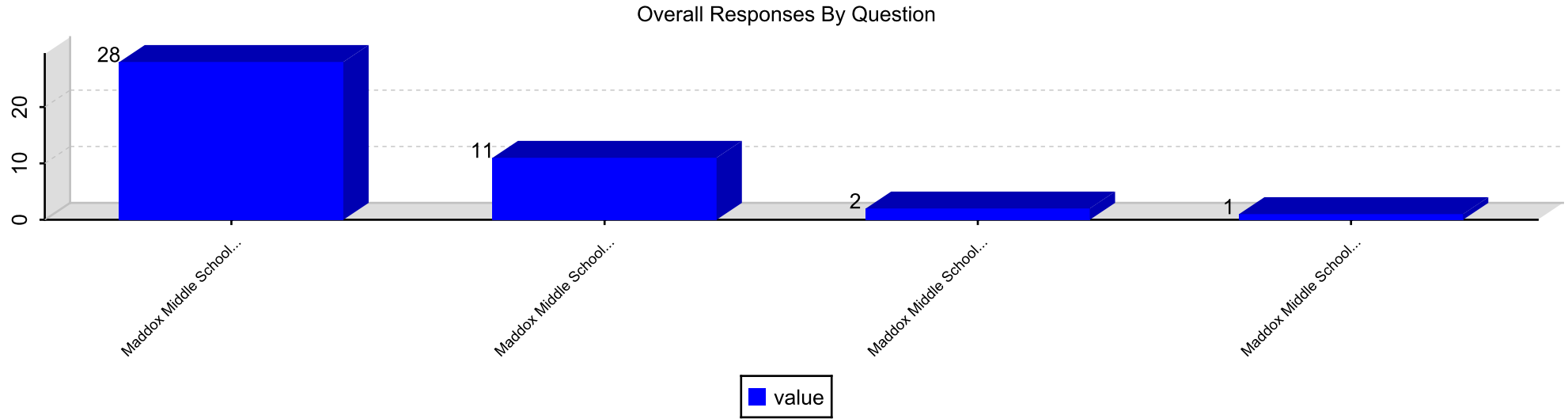


Question 37. Our school provides instructional time and resources to support our school's goals and priorities.

Overall Responses By Question

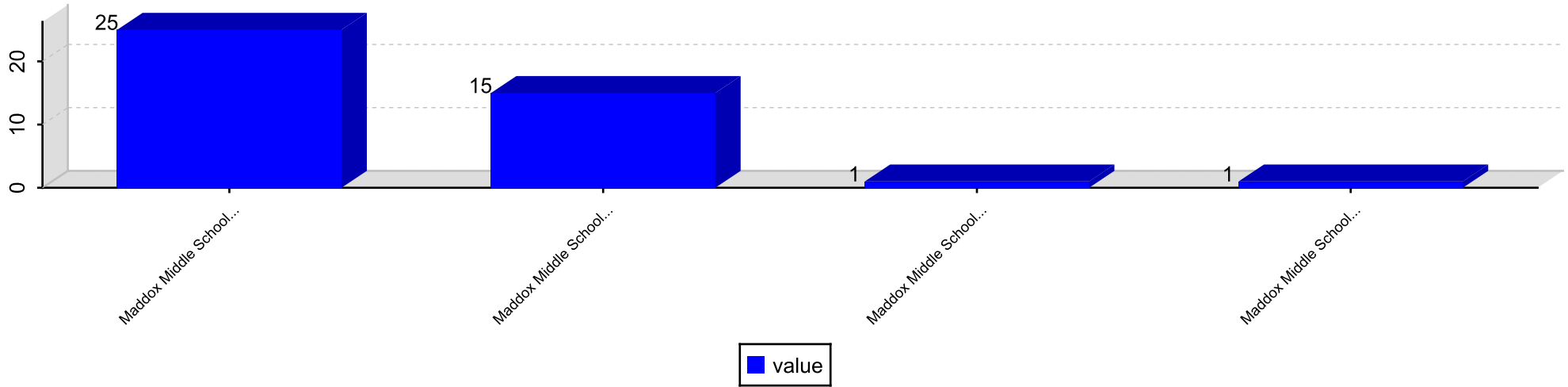


Question 38. Our school provides sufficient material resources to meet student needs.



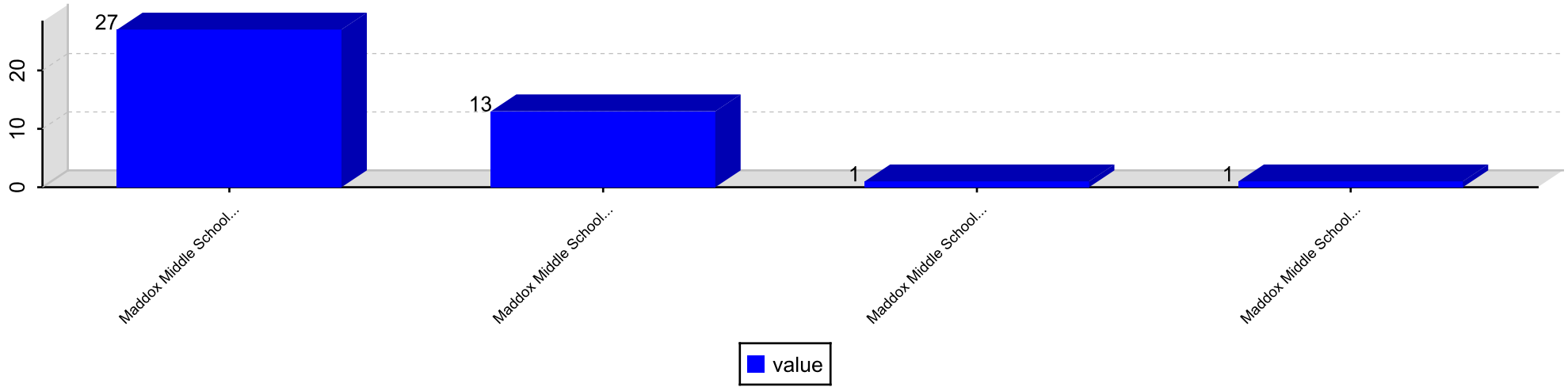
Question 39. Our school provides protected instructional time.

Overall Responses By Question

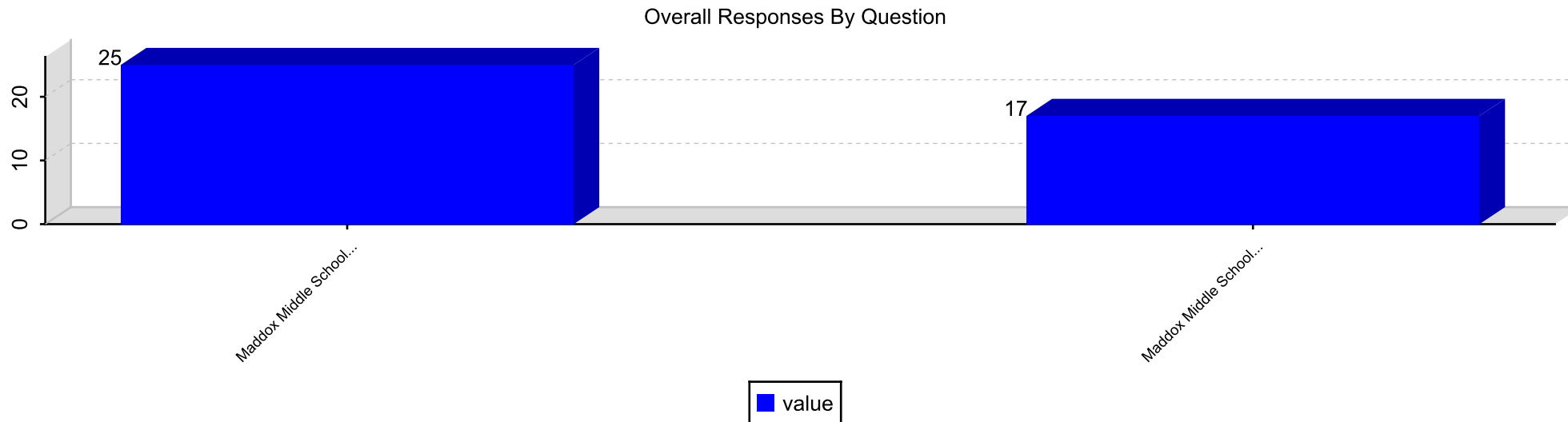


Question 40. Our school provides a variety of information resources to support student learning.

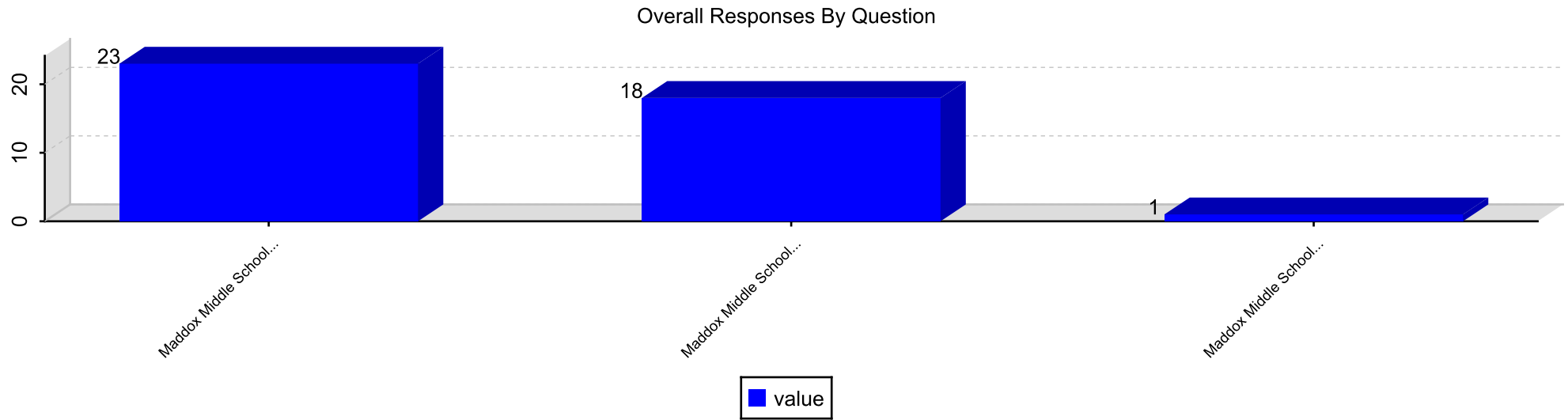
Overall Responses By Question



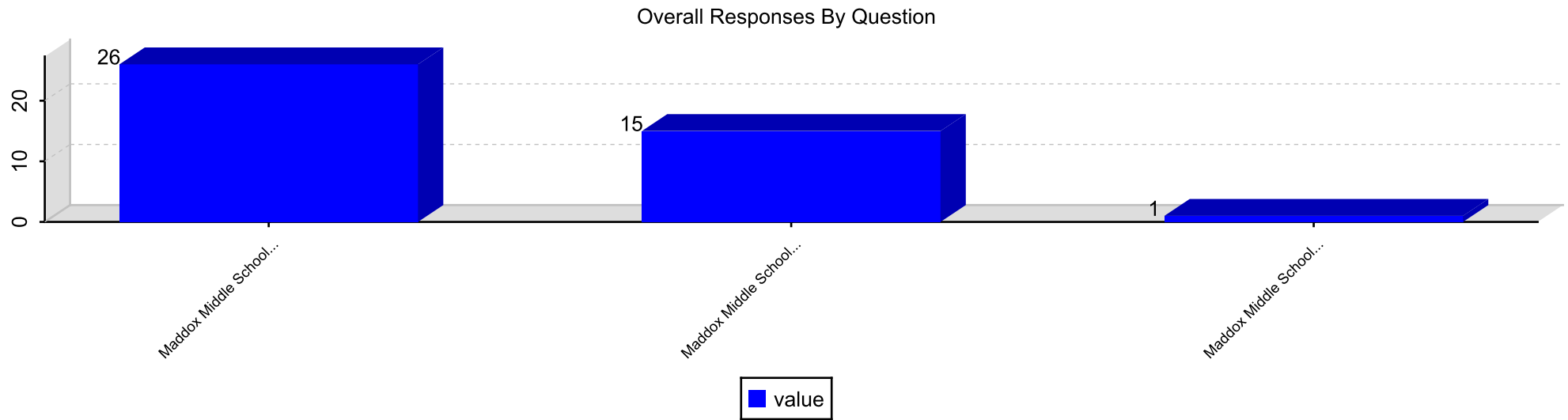
Question 41. Our school provides a plan for the acquisition and support of technology to support student learning.



Question 42. Our school provides a plan for the acquisition and support of technology to support the school's operational needs.

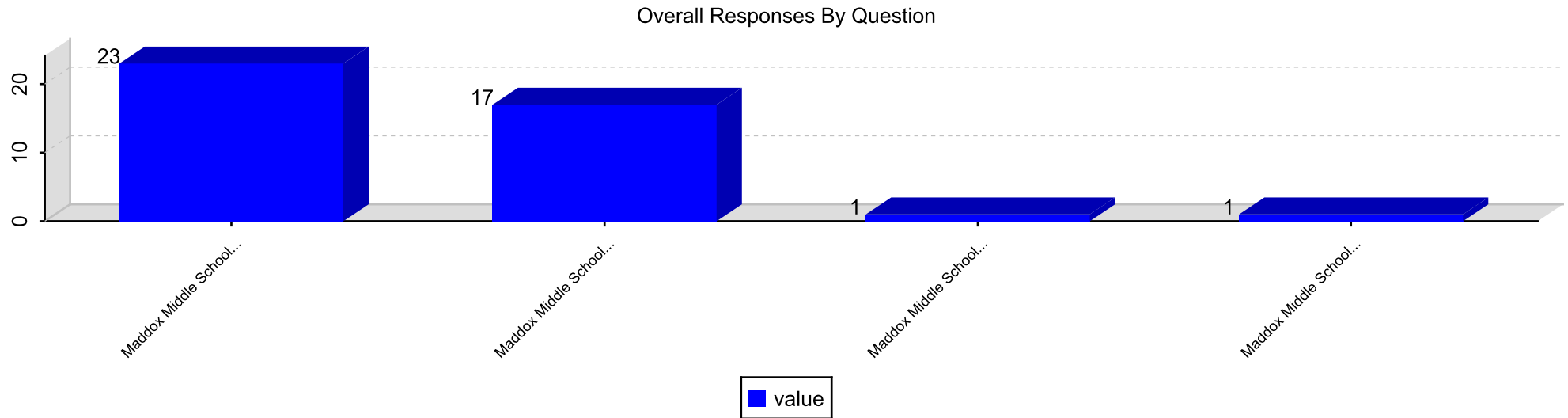


Question 43. Our school provides high quality student support services (e.g., counseling, referrals, educational, and career planning).



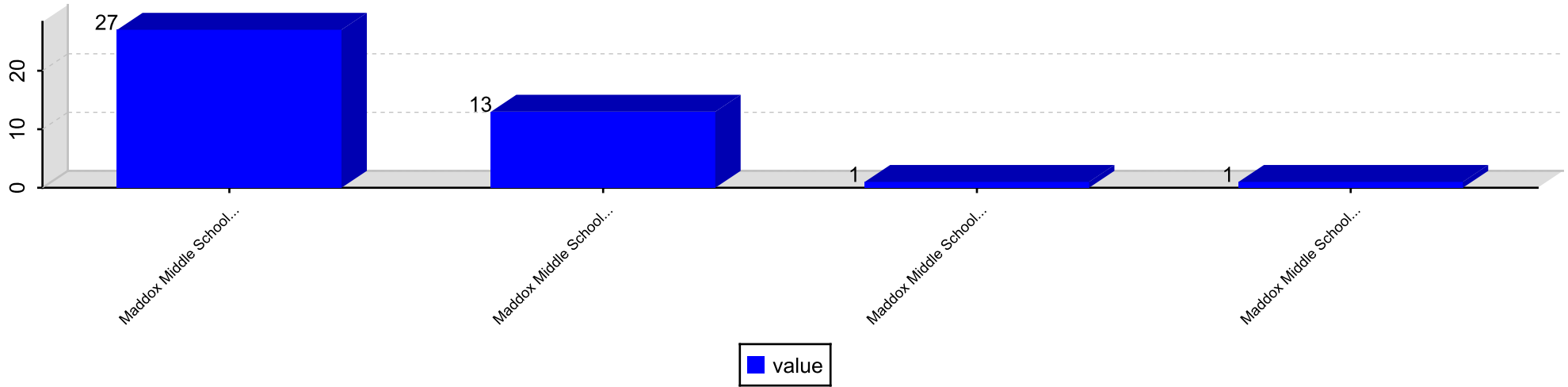


Question 44. Our school provides opportunities for students to participate in activities that interest them.



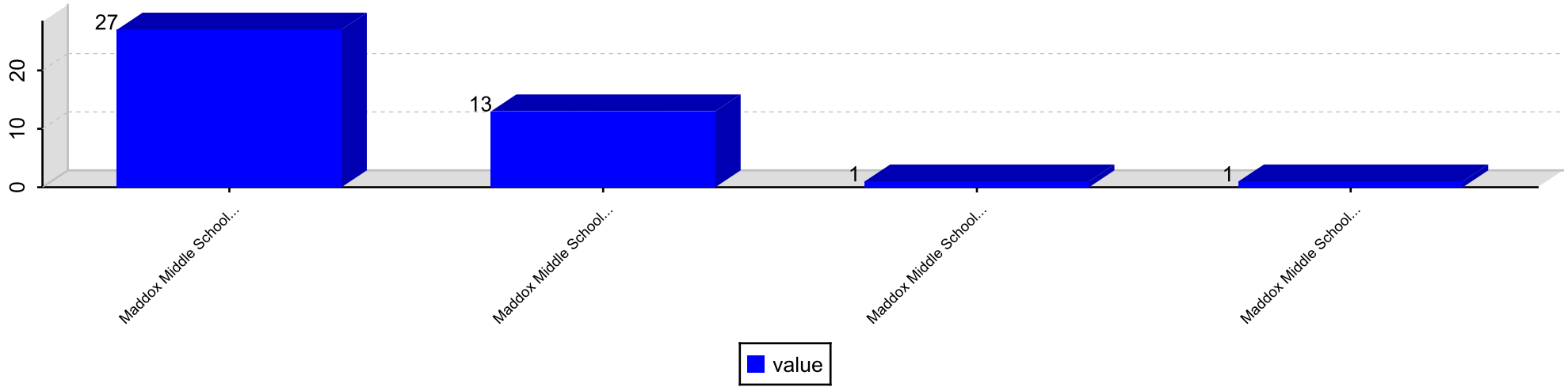
Question 45. Our school maintains facilities that support student learning.

Overall Responses By Question



Question 46. Our school maintains facilities that contribute to a safe environment.

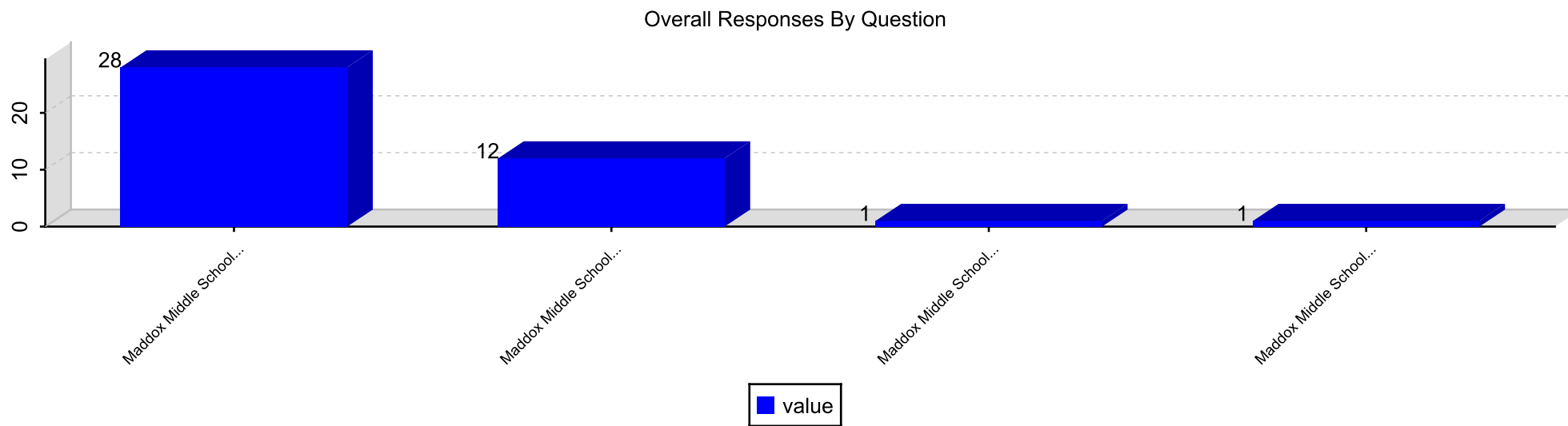
Overall Responses By Question



Section: Using Results for Continuous Improvement

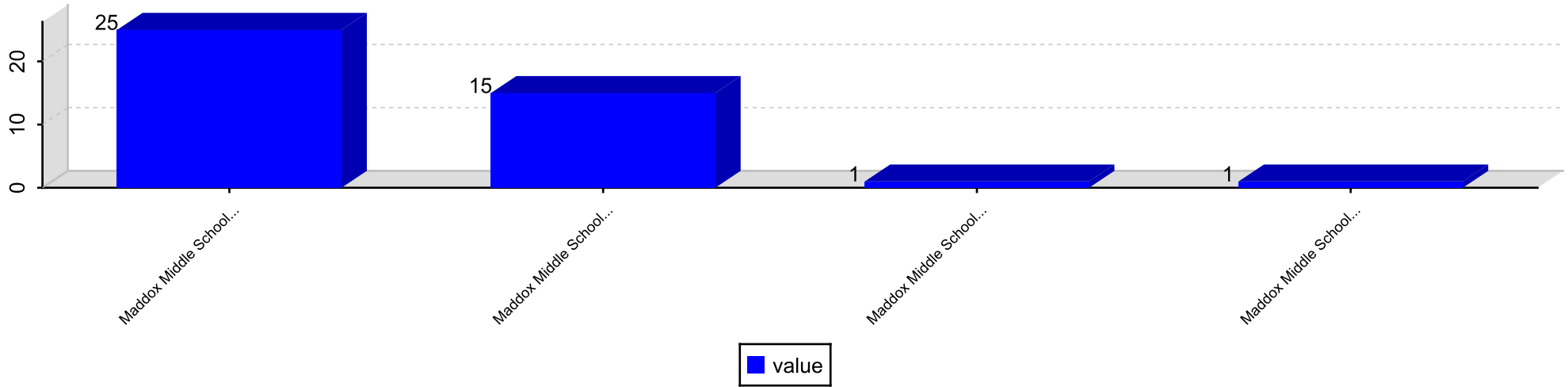
Responses By Question

Question 47. Our school uses multiple assessment measures to determine student learning and school performance.



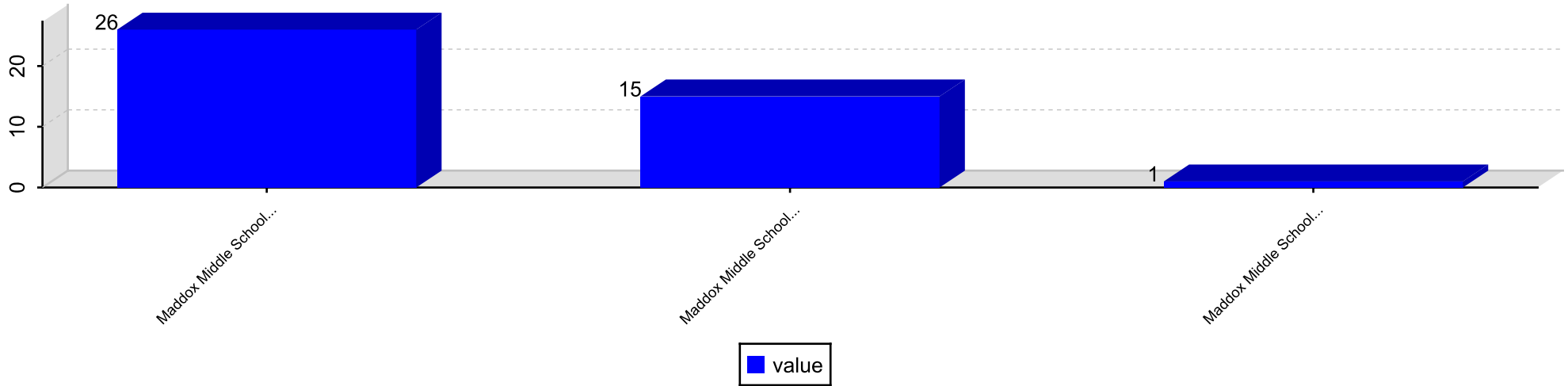
Question 48. Our school employs consistent assessment measures across classrooms and courses.

Overall Responses By Question

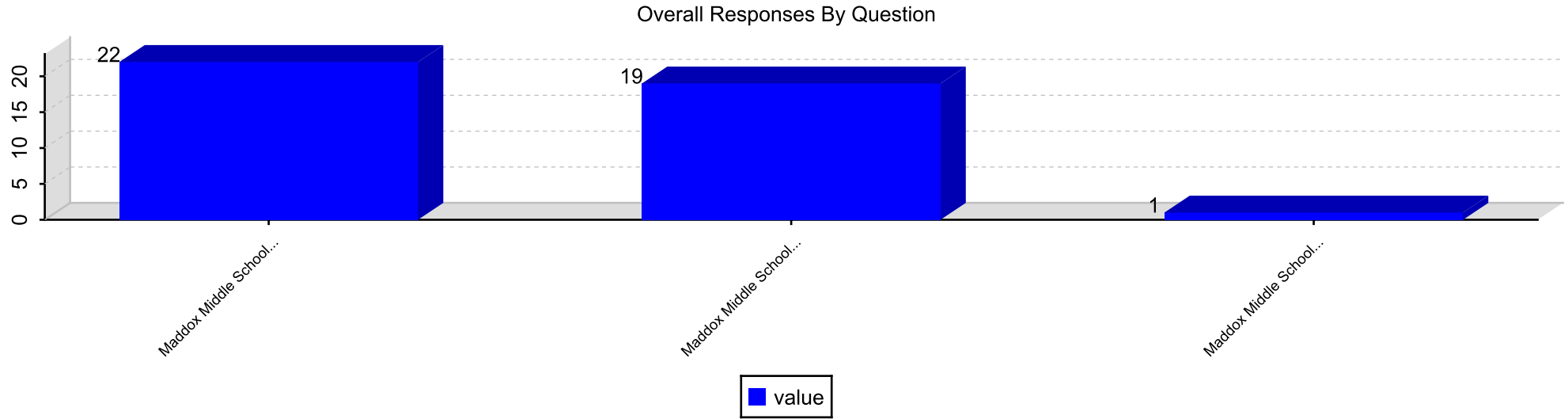


Question 49. Our school has a systematic process for collecting, analyzing, and using data.

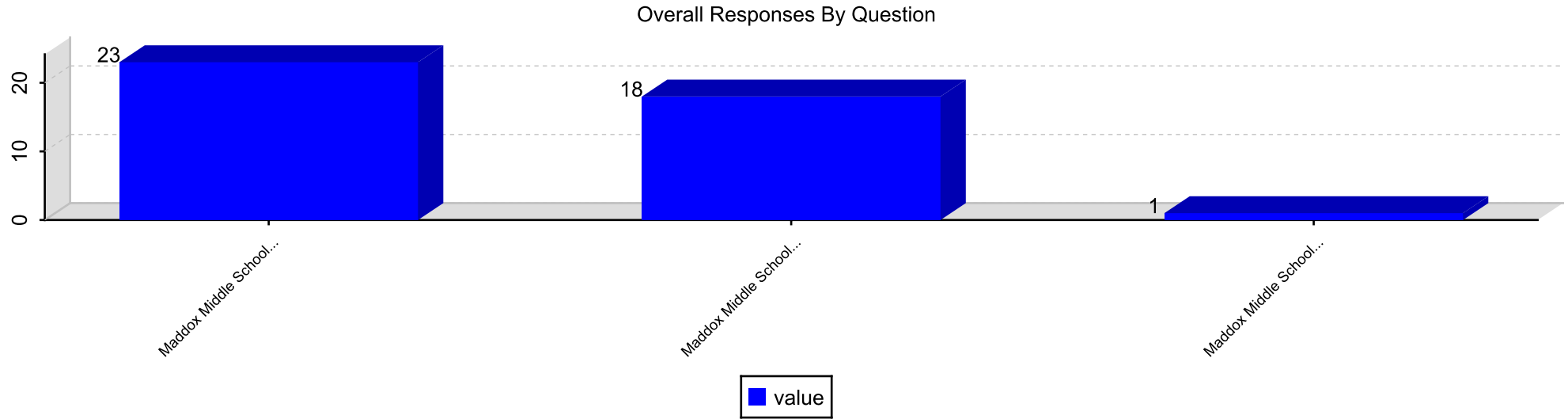
Overall Responses By Question



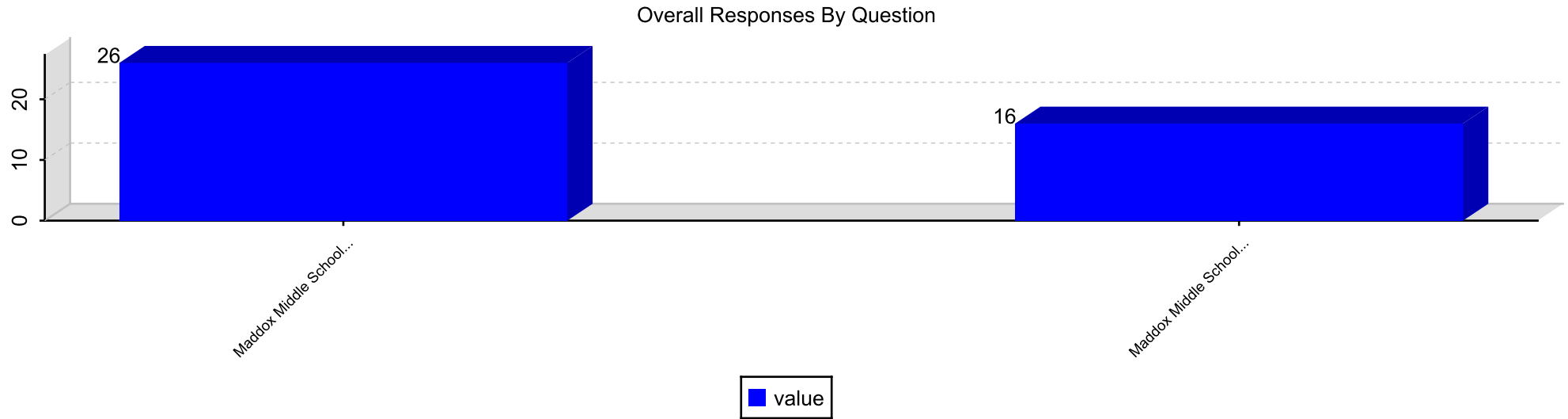
Question 50. Our school ensures all staff members are trained in the evaluation, interpretation, and use of data.



Question 51. Our school uses data to monitor student readiness and success at the next level.



Question 52. Our school leaders monitor data related to student achievement.



Question 53. Our school leaders monitor data related to school continuous improvement goals.

