
Two stylized white clouds with soft shadows, one on the left and one on the right, framing the title text.

MEtoBE

Grade Level Readiness Report



HELPING STUDENTS GROW

A guide to understanding the MEtoBE Grade Level Readiness Report



TABLE OF CONTENTS

Growth Mindset 1

What is the MEtoBE report? 2

Overview Section 3

Academics Section 4

ELPAC Section 5

Engagement Section 6

Expectations Section 8

GROWTH MINDSET

The purpose of the MEtoBE report is to help students continue to grow academically and social-emotionally. Because one measure does not tell the whole story, Madera Unified has packaged multiple data points into one booklet to help students, teachers, and parents better understand a student's academic standing.



A growth mindset is believing that where you are today is just a starting point for development.

What is the MEtoBE Report?


The MEtoBE report is an individualized booklet containing multiple data points that make up a student's grade level readiness score. The report contains four sections.

1 OVERVIEW

The overview section features a brief visual summary of the report's contents so that the reader can analyze a student's performance at a glance. There are three key elements in this section: the Multiple Measures Map, the Overall Readiness Meter, and the College Tracker.

2 ACADEMICS

The academics section includes state and local assessment results, grades, and reading and language assessment results.



3 ENGAGEMENT

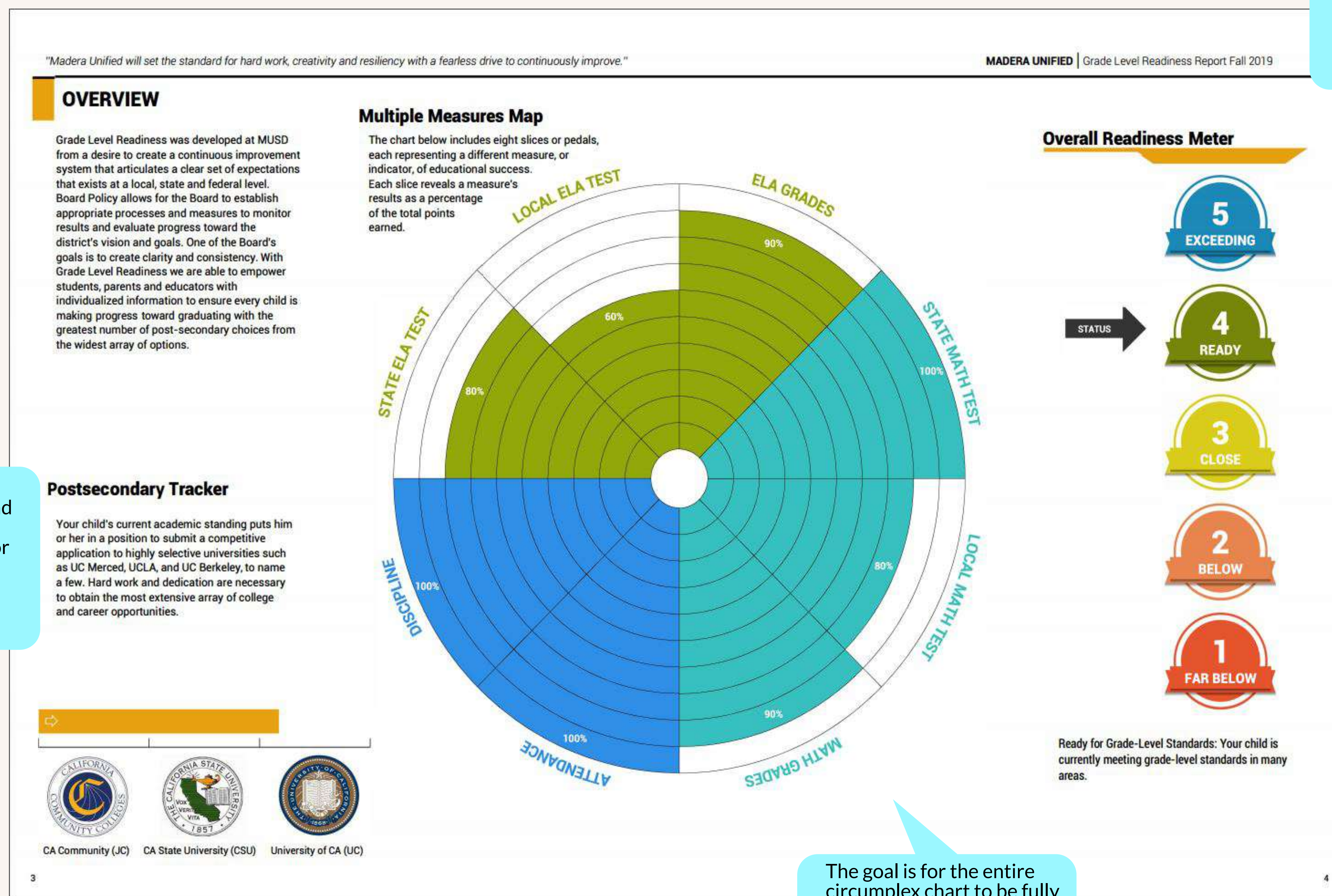
The engagement section includes student information on attendance and discipline. For students to perform well in class and on exams, they must be present to learn and free from distractions.

4 EXPECTATIONS

The expectations section includes three helpful tools for parents. The sample ELA and Math test questions provided by the Smarter Balanced Consortium, questions provided by the California Department of Education to empower parents to ask questions during parent-teacher conferences, and list of resources Madera Unified offers to help students and parents.

OVERVIEW SECTION

The first section of the report is the overview page. It features a brief visual summary of the report's contents so that the reader can analyze a student's performance at a glance. There are three key elements in this section: the Multiple Measures Map, the Overall Readiness Meter, and the Postsecondary Tracker.



This 5-point scale was developed by Madera Unified to communicate a clear overall score of grade-level readiness.

This tool is included to help students understand how their academic standing sets them up for different college opportunities in California's post-secondary system

The goal is for the entire circumplex chart to be fully colored. A well rounded and colorful Multiple Measures Map points toward high levels of educational success and overall positive educational outcomes.

ACADEMICS SECTION

This section includes state and local assessment results, grades, and reading and language assessment results.

State Assessment

The Smarter Balanced Assessment (SBA) measures student achievement in English Language Arts and in Math.

Local Assessment

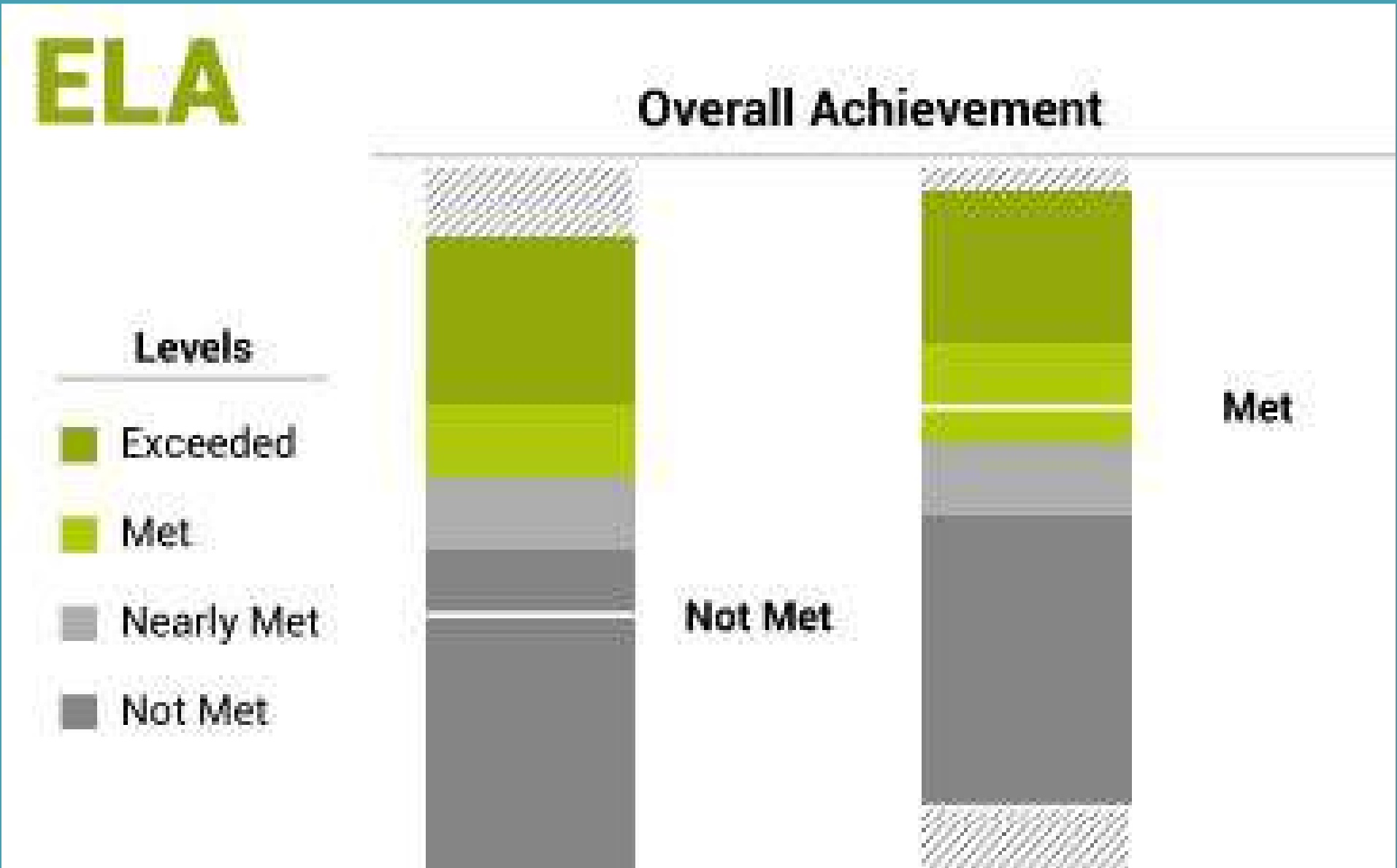
The NWEA MAP Growth measures student achievement in reading and in Math. A RIT score reflects a student's content knowledge, skills and abilities.

Grades

A grade report informs parents of their progress over the past two school years. The visualization enables teachers, parents, and students to view overall class performance over time with ease.

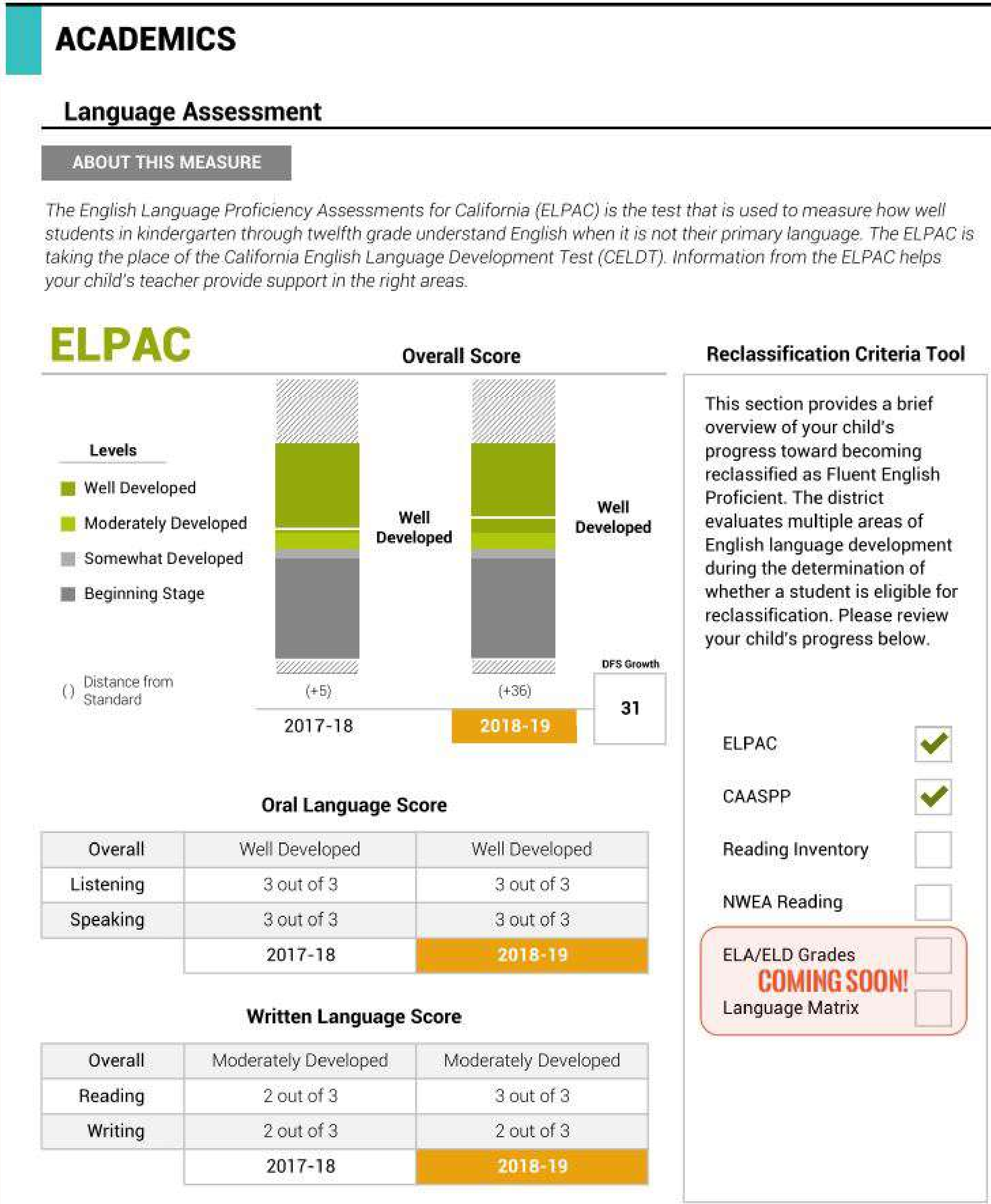
How to Read the Charts

A white line across each column represents the student's score for both the previous testing year as well as the most recent year (highlighted in orange). For example, a white line cutting across the upper, dark green section of a column indicates that a student has "exceeded" the standard expectations for their grade level. A white line cutting across the light gray section of a column shows that a student "nearly met" the standard. The values within the parentheses below each column display the distance from standard. The distance from standard is a calculation that measures how far above or below a student is from meeting the minimum score needed to achieve "met" standard. Other academic assessments in the MEtoBE report such as the NWEA and reading assessment utilize this distance from standard calculation. The tables to the right of the colored columns provide readers with a closer look into performance on the different domains within the test.



ENGLISH LEARNER ONLY PAGE

The final chart in the academic section holds the results for the language assessment. This language assessment is called the English Language Proficiency Assessment for California (ELPAC) and is administered annually to English learners.



ENGAGEMENT SECTION

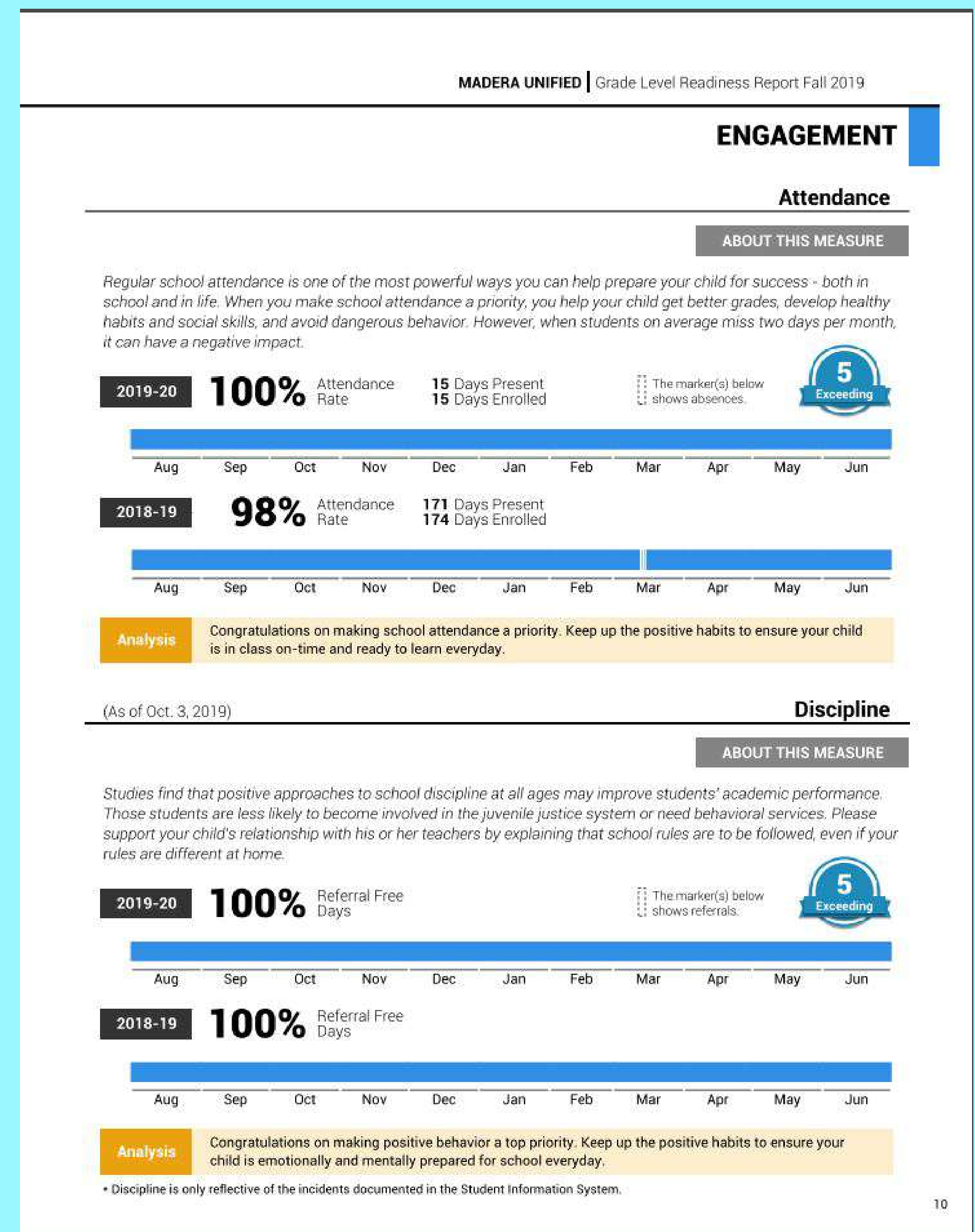
This section includes student information on attendance and discipline. For students to perform well in class and on exams, they must be present to learn and free from distractions.

Attendance

Regular school attendance is one of the most powerful ways parents can help prepare their child for success. A high number of absences can put a student at risk academically. For these reasons, we have included attendance as a measure of educational success. The attendance rate is calculated by taking the number of days present and dividing it by the number of days the student was enrolled.

Discipline

Discipline makes up the other half of the engagement section. Because repeated disciplinary issues can cause significant distractions from learning, we consider performance in this area as a valuable measure for educational success. The disciplinary score is calculated by taking the number of referral free days enrolled and dividing it by the total number of days the student was enrolled.



Madera Unified School District

Madera Unified created the MEtoBE report with the district's three goals in mind. These three goals are:

- 1) to create clarity and consistency in everything we do
- 2) changing people's perceptions and mindsets
- 3) continuously striving for excellence in everything that we do.

With these bedrock goals, we believe we can “set the standard for hard work, creativity, and resiliency with a fearless drive to continuously improve.”