

Count the pictures and circle the correct number.




6 4



3 4




5 4



3 6



3 4



3 1



2 6



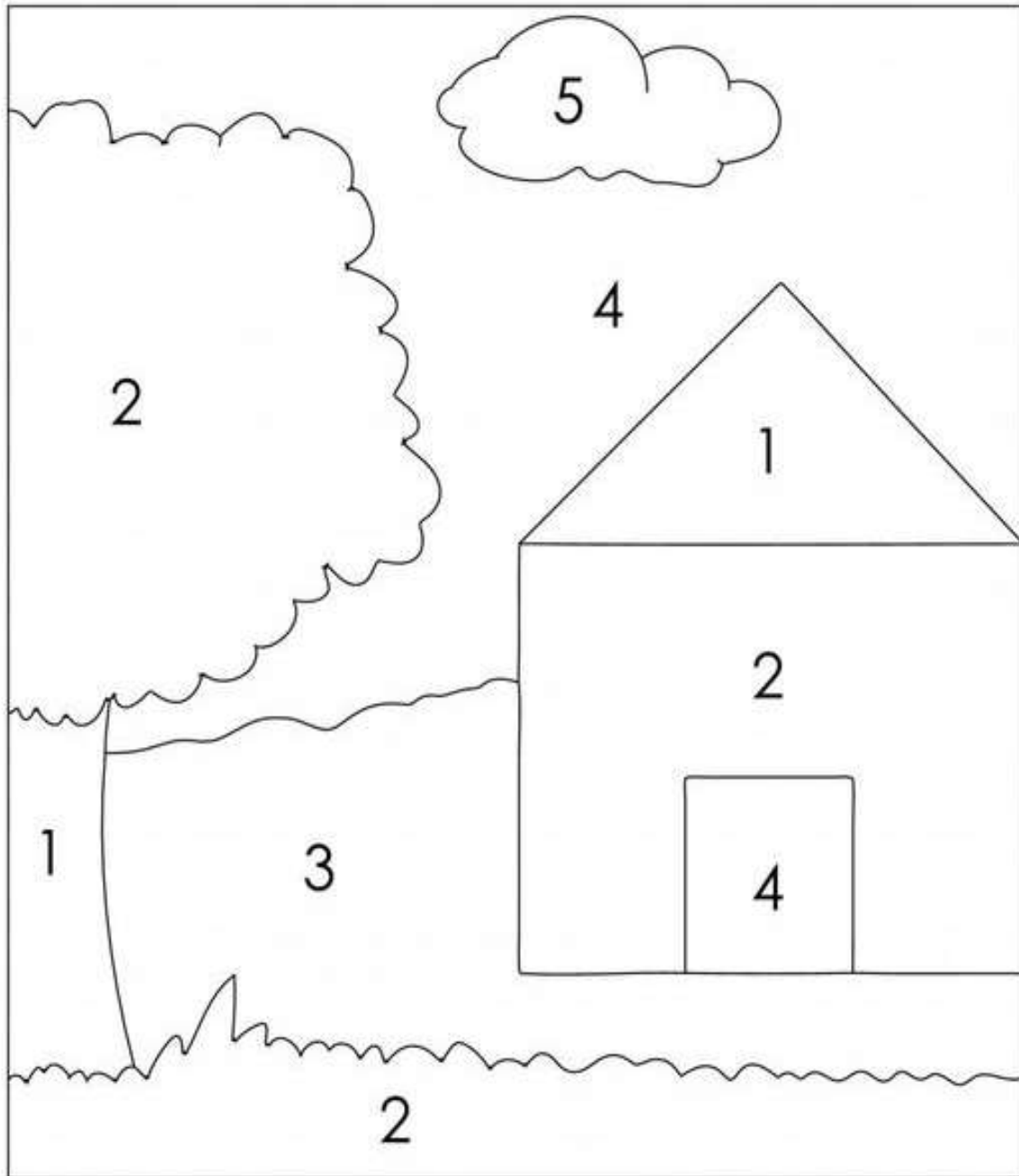
8 5

REVISION

IDENTIFICATION OF NUMBERS: 1-5

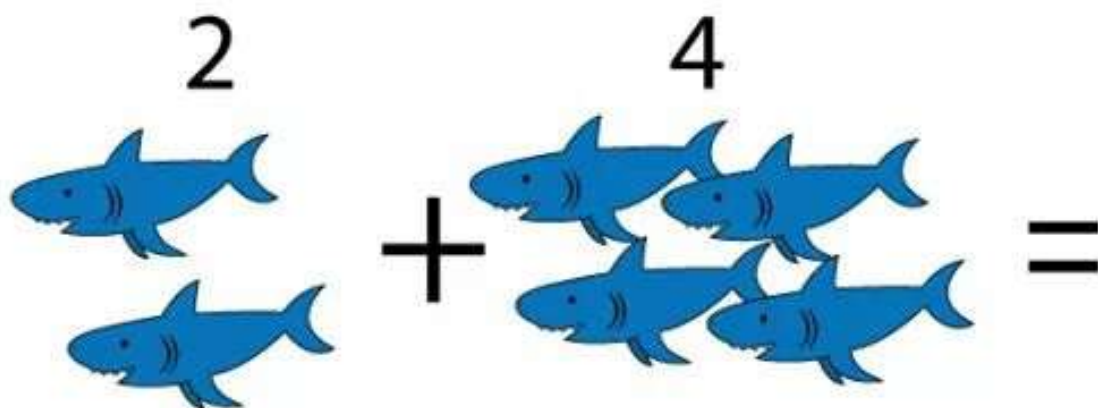
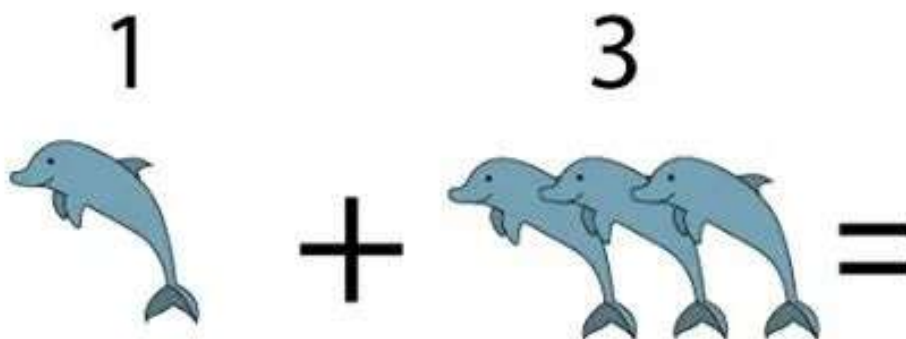
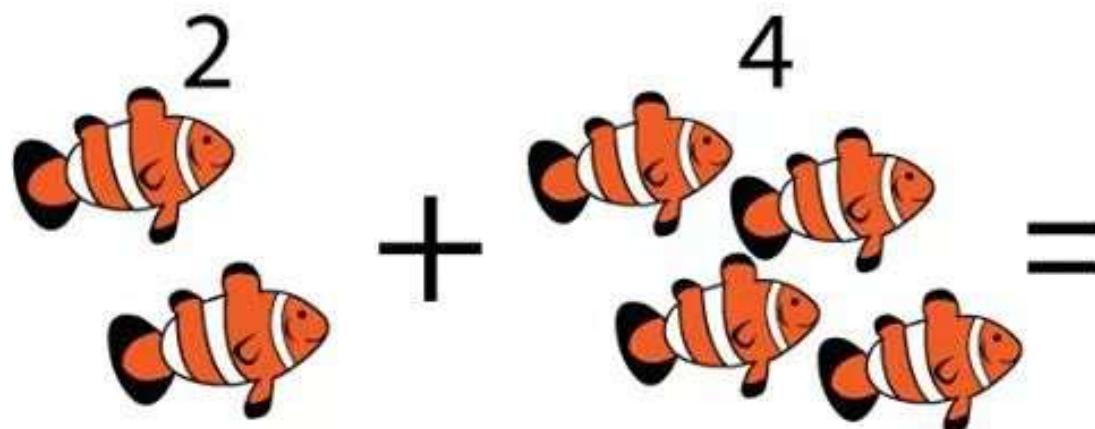
Colour

1-brown 2-green 3-orange 4-blue 5-black



WORKSHEET 6


Adding Worksheet






Name _____

Add the number of images in each box and write the answer in the last box.




+




=




+




=




+




=




+



=



+















=







Name _____

$$\begin{array}{r} 1 \\ + 2 \\ \hline \square \end{array}$$


$$\begin{array}{r} 1 \\ + 3 \\ \hline \square \end{array}$$


$$\begin{array}{r} 1 \\ + 4 \\ \hline \square \end{array}$$


$$\begin{array}{r} 2 \\ + 2 \\ \hline \square \end{array}$$


$$\begin{array}{r} 3 \\ + 2 \\ \hline \square \end{array}$$


$$\begin{array}{r} 4 \\ + 1 \\ \hline \square \end{array}$$




Count the candles on each cake.
Match with the correct number.




2




4



5



1



3

Count the stars on each balloon.
Match with the correct number.



6




4



5



2



3



Name _____

Trace the shapes. Look at each pattern and draw the shape that comes last.

--	--	--	--	--

--	--	--	--	--

--	--	--	--	--

--	--	--	--	--

--	--	--	--	--



Cheekie learns about patterns (9)





Name: _____



Date: _____

What comes next?
Draw the last picture.





Patterns Worksheet 1

Parents, help your child to:

1. Identify what comes next in the pattern.
2. Color the shape to continue the pattern.

