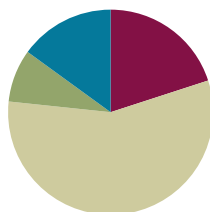


Lesson 12

Objective: Solve multi-step word problems using the standard addition algorithm modeled with tape diagrams, and assess the reasonableness of answers using rounding.

Suggested Lesson Structure

■ Fluency Practice	(12 minutes)
■ Application Problem	(5 minutes)
■ Concept Development	(34 minutes)
■ Student Debrief	(9 minutes)
Total Time	(60 minutes)



Fluency Practice (12 minutes)

- Round to Different Place Values **4.NBT.3** (6 minutes)
- Find the Sum **4.NBT.4** (6 minutes)

Round to Different Place Values (6 minutes)

Materials: (S) Personal white board

Note: This fluency activity reviews rounding skills that are building towards mastery.

T: (Project 726,354.) Say the number.

S: Seven hundred twenty-six thousand, three hundred fifty-four.

T: What digit is in the hundred thousands place?

S: 7.

T: What is the value of the digit 7?

S: 700,000.

T: On your personal white boards, round the number to the nearest hundred thousand.

S: (Write $726,354 \approx 700,000$.)

Repeat the process, rounding 726,354 to the nearest ten thousand, thousand, hundred, and ten. Follow the same process and sequence for 496,517.

Find the Sum (6 minutes)

Materials: (S) Personal white board

Note: This fluency activity prepares students for understanding the importance of the algorithm.

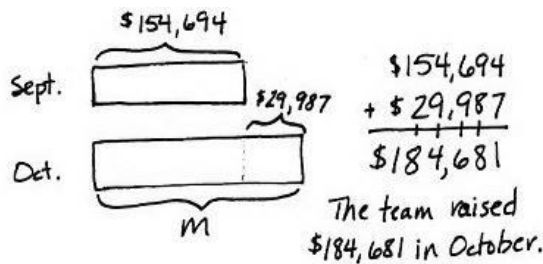
T: (Write $417 + 232 = \underline{\quad}$.) Solve by writing horizontally or vertically.

S: (Write $417 + 232 = 649$.)

Repeat the process and sequence for $7,073 + 2,312$; $13,705 + 4,412$; $3,949 + 451$; $538 + 385 + 853$; and $23,944 + 6,056 + 159,368$.

Application Problem (5 minutes)

The basketball team raised a total of \$154,694 in September and \$29,987 more in October than in September. How much money did they raise in October? Draw a tape diagram, and write your answer in a complete sentence.



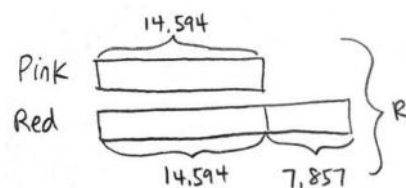
Note: This is a comparative word problem that reviews the addition algorithm practiced in the last lesson.

Concept Development (34 minutes)

Materials: (S) Personal white board

Problem 1: Solve a multi-step word problem using a tape diagram.

The city flower shop sold 14,594 pink roses on Valentine’s Day. They sold 7,857 more red roses than pink roses. How many pink and red roses did the city flower shop sell altogether on Valentine’s Day? Use a tape diagram to show the work.



NOTES ON MULTIPLE MEANS OF REPRESENTATION:

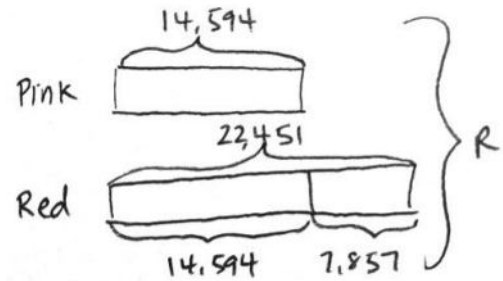
Students working below grade level may have difficulty conceptualizing word problems. Use smaller numbers or familiar contexts for problems. Have students make sense of the problem, and direct them through the process of creating a tape diagram.

“The pizza shop sold five pepperoni pizzas on Friday. They sold ten more sausage pizzas than pepperoni pizzas. How many pizzas did they sell?”

Have a discussion about the two unknowns in the problem and about which unknown needs to be solved first. Students may draw a picture to help them solve. Then, relate the problem to that with bigger numbers and numbers that involve regrouping. Relay the message that it is the same process. The difference is that the numbers are bigger.

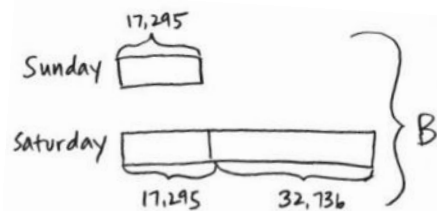
MP.2

- T: Read the problem with me. What information do we know?
 S: We know they sold 14,594 pink roses.
 T: To model this, let's draw one tape to represent the pink roses. Do we know how many red roses were sold?
 S: No, but we know that there were 7,857 more red roses sold than pink roses.
 T: A second tape can represent the number of red roses sold. (Model on the tape diagram.)
 T: What is the problem asking us to find?
 S: The total number of roses.
 T: We can draw a bracket to the side of both tapes. Let's label it R for pink and red roses.
 T: First, solve to find how many red roses were sold.
 S: (Solve $14,594 + 7,857 = 22,451$.)
 T: What does the bottom tape represent?
 S: The bottom tape represents the number of red roses, 22,451.
 T: (Bracket and label 22,451 to show the total number of red roses.) Now, we need to find the total number of roses sold. How do we solve for R ?
 S: Add the totals for both tapes together. $14,594 + 22,451 = R$.
 T: Solve with me. What does R equal?
 S: R equals 37,045.
 T: (Write $R = 37,045$.) Let's write a statement of the answer.
 S: (Write: The city flower shop sold 37,045 pink and red roses on Valentine's Day.)



Problem 2: Solve a two-step word problem using a tape diagram, and assess the reasonableness of the answer.

On Saturday, 32,736 more bus tickets were sold than on Sunday. On Sunday, only 17,295 tickets were sold. How many people bought bus tickets over the weekend? Use a tape diagram to show the work.



- T: Tell your partner what information we know.
 S: We know how many people bought bus tickets on Sunday, 17,295. We also know how many more people bought tickets on Saturday. But we do not know the total number of people that bought tickets on Saturday.

- T: Let's draw a tape for Sunday's ticket sales and label it. How can we represent Saturday's ticket sales?
- S: Draw a tape the same length as Sunday's, and extend it further for 32,736 more tickets.
- T: What does the problem ask us to solve for?
- S: The number of people that bought tickets over the weekend.
- T: With your partner, finish drawing a tape diagram to model this problem. Use B to represent the total number of tickets bought over the weekend.
- T: Before we solve, estimate to get a general sense of what our answer will be. Round each number to the nearest ten thousand.
- S: (Write $20,000 + 20,000 + 30,000 = 70,000$.) About 70,000 tickets were sold over the weekend.
- T: Now, solve with your partner to find the actual number of tickets sold over the weekend.
- S: (Solve.)
- S: B equals 67,326.
- T: (Write $B = 67,326$.)
- T: Now, let's look back at the estimate we got earlier and compare with our actual answer. Is 67,326 close to 70,000?
- S: Yes, 67,326 rounded to the nearest ten thousand is 70,000.
- T: Our answer is reasonable.
- T: Write a statement of the answer.
- S: (Write: There were 67,326 people who bought bus tickets over the weekend.)

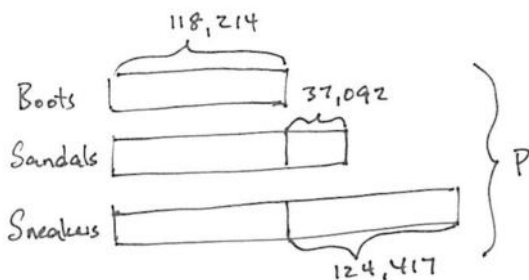


**NOTES ON
MULTIPLE MEANS
OF REPRESENTATION:**

English language learners may need direction in creating their answer in the form of a sentence. Direct them to look back at the question and then to verbally answer the question using some of the words in the question. Direct them to be sure to provide a label for their numerical answer.

Problem 3: Solve a multi-step word problem using a tape diagram, and assess reasonableness.

Last year, Big Bill's Department Store sold many pairs of footwear. 118,214 pairs of boots were sold, 37,092 more pairs of sandals than pairs of boots were sold, and 124,417 more pairs of sneakers than pairs of boots were sold. How many pairs of footwear were sold last year?



$$\begin{array}{r}
 118,214 \\
 + 37,092 \\
 \hline
 \text{Sandals} = 155,306
 \end{array}
 \qquad
 \begin{array}{r}
 118,214 \\
 + 124,417 \\
 \hline
 \text{sneakers} = 242,631
 \end{array}
 \qquad
 \begin{array}{r}
 155,306 \\
 242,631 \\
 + 118,214 \\
 \hline
 516,151
 \end{array}$$

516,151 pairs of footwear were sold last year.

- T: Discuss with your partner the information we have and the unknown information we want to find.
- S: (Discuss.)

- T: With your partner, draw a tape diagram to model this problem. How do you solve for P ?
- S: The tape shows me I could add the number of pairs of boots 3 times, and then add 37,092 and 124,417. → You could find the number of pairs of sandals, find the number of pairs of sneakers, and then add those totals to the number of pairs of boots.

Have students then round each addend to get an estimated answer, calculate precisely, and compare to see if their answers are reasonable.

Problem Set (10 minutes)

Students should do their personal best to complete the Problem Set within the allotted 10 minutes. For some classes, it may be appropriate to modify the assignment by specifying which problems they work on first. Some problems do not specify a method for solving. Students should solve these problems using the RDW approach used for Application Problems.

Student Debrief (9 minutes)

Lesson Objective: Solve multi-step word problems using the standard addition algorithm modeled with tape diagrams, and assess the reasonableness of answers using rounding.

The Student Debrief is intended to invite reflection and active processing of the total lesson experience.

Invite students to review their solutions for the Problem Set. They should check work by comparing answers with a partner before going over answers as a class. Look for misconceptions or misunderstandings that can be addressed in the Student Debrief. Guide students in a conversation to debrief the Problem Set and process the lesson.

NYS COMMON CORE MATHEMATICS CURRICULUM Lesson 12 Problem Set 4•1

Name Jack Date _____

Directions: Estimate and then solve each problem. Model the problem with a tape diagram. Explain if your answer is reasonable.

1. For the bake sale, Connie baked 144 cookies. Esther baked 49 more cookies than Connie.

a. About how many cookies did Connie and Esther bake? Estimate by rounding each number to the nearest ten before adding.

Connie $\overbrace{144}^{140}$ } } c.
$$\begin{array}{r} 140 \\ 140 \\ + 50 \\ \hline 330 \end{array}$$
 Connie and Esther baked about 330 cookies.

Esther $\overbrace{49}^{50}$ }

b. Exactly how many cookies did Connie and Esther bake?

$$\begin{array}{r} 144 \\ 144 \\ + 49 \\ \hline 337 \end{array}$$
 Connie and Esther baked exactly 337 cookies.

c. Is your answer reasonable? Compare your estimate from (a) to your answer from (b). Write a sentence to explain your reasoning.

Yes, my answer is reasonable. In (a), I estimated the answer by rounding each number to the nearest ten before adding. My estimate was 330 cookies. When I added the actual amounts, my answer was 337 cookies. 337 is very close to 330.

COMMON CORE Lesson 12: Solve multi-step word problems using the standard addition algorithm modeled with tape diagrams and assess the reasonableness of answers using rounding. engage^{ny} 1.0.20

NYS COMMON CORE MATHEMATICS CURRICULUM Lesson 12 Problem Set 4•1

2. Raffle tickets were sold for a school fundraiser to parents, teachers, and students. 563 tickets were sold to teachers. 888 more tickets were sold to students than to teachers. 904 tickets were sold to parents.

a. About how many tickets were sold to parents, teachers, and students? Round each number to the nearest hundred to find your estimate.

Teachers $\overbrace{563}^{600}$ } } T
$$\begin{array}{r} 600 \\ 600 \\ 900 \\ + 900 \\ \hline 3000 \end{array}$$
 About 3,000 tickets were sold to parents, teachers, and students.

Students $\overbrace{1472}^{1500}$ }

Parents $\overbrace{904}^{900}$ }

b. Exactly how many tickets were sold to parents, teachers, and students?

$$\begin{array}{r} 563 \\ 563 \\ 888 \\ + 904 \\ \hline 2918 \end{array}$$
 Exactly 2,918 tickets were sold to parents, teachers, and students.

c. Assess the reasonableness of your answer in (b). Use your estimate from (a) to explain.

My answer for (b) is reasonable. My estimated total was 3,000. The actual total was 2,918. 2,918 is close to 3,000.

3. From 2010 to 2011, the population of Queens increased by 16,075. Brooklyn's population increased by 11,870 more than the population increase of Queens.

a. Estimate the total combined population increase of Queens and Brooklyn from 2010 to 2011. (Round the addends to estimate.)

Queens $\overbrace{16,075}^{16,000}$ } } T
$$\begin{array}{r} 16,000 \\ 12,000 \\ + 16,000 \\ \hline 44,000 \end{array}$$
 The total combined population increase of Queens and Brooklyn from 2010 to 2011 was about 44,000.

Brooklyn $\overbrace{27,940}^{28,000}$ }

COMMON CORE Lesson 12: Solve multi-step word problems using the standard addition algorithm modeled with tape diagrams and assess the reasonableness of answers using rounding. engage^{ny} 1.0.21

Any combination of the questions below may be used to lead the discussion.

- Explain why we should test to see if our answers are reasonable. (Show an example of one of the above Concept Development problems solved incorrectly to show how checking the reasonableness of an answer is important.)
- When might you need to use an estimate in real life?
- Let’s check the reasonableness of our answer in the Application Problem.
 - Round to the nearest ten thousand.
 - Note that rounding to the ten thousands brings our estimate closer to the actual answer than if we were to round to the nearest hundred thousand.
 - Discuss the margin of error that occurs in estimating answers and how this relates to the place value to which you round.
- In Problem 1, how would your estimate be affected if you rounded all numbers to the nearest hundred?
- What are the next steps if your estimate is not near the actual answer? Consider the example we discussed earlier where the problem was solved incorrectly. Because we had estimated an answer, we knew that our solution was not reasonable.

Lesson 12 Problem Set 3•1

b. Find the actual total combined population increase of Queens and Brooklyn from 2010 to 2011.

$$\begin{array}{r} 16,075 \\ 16,075 \\ + 11,570 \\ \hline 44,020 \end{array}$$

The actual total combined population increase of Queens and Brooklyn from 2010 to 2011 was 44,020.

c. Assess the reasonableness of your answer in (b). Use your estimate from (a) to explain.

My answer is reasonable. My estimate for the total combined population increase was 44,000. The actual total was 44,020. 44,020 is close to 44,000.

4. During National Recycling Month, Mr. Yardley’s class spent 4 weeks collecting empty cans to recycle.

Week	Number of Cans Collected
1	10,827
2	
3	10,522
4	20,011

At the end of 4 weeks, Mr. Yardley’s class collected 53,443 cans.

a. During Week 2, the class collected 1,256 more cans than they did during Week 1. Find the total number of cans Mr. Yardley’s class collected in 4 weeks.

Week 1: 10,827
 Week 2:
 Week 3: 10,522
 Week 4: 20,011

$$\begin{array}{r} 10,827 \\ + 1,256 \\ \hline 12,083 \\ \text{(week 2)} \\ + 20,011 \\ \hline 53,443 \end{array}$$

b. Assess the reasonableness of your answer in (a) by estimating the total number of cans collected.

$$\begin{array}{r} 10,827 \approx 11,000 \\ 12,083 \approx 12,000 \\ 10,522 \approx 11,000 \\ 20,011 \approx 20,000 \\ \hline 54,000 \end{array}$$

My answer for (a) is reasonable. My estimate was 54,000 and the actual total was 53,443. The actual answer is close to the estimate.

COMMON CORE Lesson 12: Solve multi-step word problems using the standard addition algorithm modeled with tape diagrams and assess the reasonableness of answers using rounding. engage^{ny} 1.0.22

Exit Ticket (3 minutes)

After the Student Debrief, instruct students to complete the Exit Ticket. A review of their work will help with assessing students’ understanding of the concepts that were presented in today’s lesson and planning more effectively for future lessons. The questions may be read aloud to the students.

Name _____

Date _____

Estimate and then solve each problem. Model the problem with a tape diagram. Explain if your answer is reasonable.

1. For the bake sale, Connie baked 144 cookies. Esther baked 49 more cookies than Connie.
 - a. About how many cookies did Connie and Esther bake? Estimate by rounding each number to the nearest ten before adding.

- b. Exactly how many cookies did Connie and Esther bake?

- c. Is your answer reasonable? Compare your estimate from (a) to your answer from (b). Write a sentence to explain your reasoning.

2. Raffle tickets were sold for a school fundraiser to parents, teachers, and students. 563 tickets were sold to teachers. 888 more tickets were sold to students than to teachers. 904 tickets were sold to parents.
- About how many tickets were sold to parents, teachers, and students? Round each number to the nearest hundred to find your estimate.

b. Exactly how many tickets were sold to parents, teachers, and students?

c. Assess the reasonableness of your answer in (b). Use your estimate from (a) to explain.

3. From 2010 to 2011, the population of Queens increased by 16,075. Brooklyn’s population increased by 11,870 more than the population increase of Queens.
- Estimate the total combined population increase of Queens and Brooklyn from 2010 to 2011. (Round the addends to estimate.)

 - Find the actual total combined population increase of Queens and Brooklyn from 2010 to 2011.

 - Assess the reasonableness of your answer in (b). Use your estimate from (a) to explain.

4. During National Recycling Month, Mr. Yardley's class spent 4 weeks collecting empty cans to recycle.

Week	Number of Cans Collected
1	10,827
2	
3	10,522
4	20,011

- a. During Week 2, the class collected 1,256 more cans than they did during Week 1. Find the total number of cans Mr. Yardley's class collected in 4 weeks.
- b. Assess the reasonableness of your answer in (a) by estimating the total number of cans collected.

Name _____

Date _____

Model the problem with a tape diagram. Solve and write your answer as a statement.

In January, Scott earned \$8,999. In February, he earned \$2,387 more than in January. In March, Scott earned the same amount as in February. How much did Scott earn altogether during those three months? Is your answer reasonable? Explain.

Name _____

Date _____

Estimate and then solve each problem. Model the problem with a tape diagram. Explain if your answer is reasonable.

1. There were 3,905 more hits on the school's website in January than February. February had 9,854 hits. How many hits did the school's website have during both months?
 - a. About how many hits did the website have during January and February?

- b. Exactly how many hits did the website have during January and February?

- c. Is your answer reasonable? Compare your estimate from (a) to your answer from (b). Write a sentence to explain your reasoning.

2. On Sunday, 77,098 fans attended a New York Jets game. The same day, 3,397 more fans attended a New York Giants game than attended the Jets game. Altogether, how many fans attended the games?
- a. What was the actual number of fans who attended the games?
- b. Is your answer reasonable? Round each number to the nearest thousand to find an estimate of how many fans attended the games.

3. Last year on Ted's farm, his four cows produced the following number of liters of milk:

Cow	Liters of Milk Produced
Daisy	5,098
Betsy	
Mary	9,980
Buttercup	7,087

- a. Betsy produced 986 more liters of milk than Buttercup. How many liters of milk did all 4 cows produce?
- b. Is your answer reasonable? Explain.