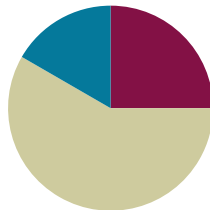


Lesson 2

Objective: Solve word problems in varied contexts using a letter to represent the unknown.

Suggested Lesson Structure

■ Fluency Practice	(15 minutes)
■ Concept Development	(35 minutes)
■ Student Debrief	(10 minutes)
Total Time	(60 minutes)



A NOTE ON STANDARDS ALIGNMENT:

Problems 2 and 5 on the Problem Set, the Exit Ticket, and Problems 1 and 5 on the Homework are two-step word problems involving milliliters and grams. The masses and volumes are given in the same units in each problem. Standard **3.MD.2** specifically states that students “solve one-step problems involving masses or volumes that are given in the same units.” However, these problems look ahead to **4.MD.2**. Students working above grade level might enjoy the challenge of solving these two-step word problems involving milliliters and grams. To make these problems accessible to students working below grade level, modify the problems so they can be solved with one step.

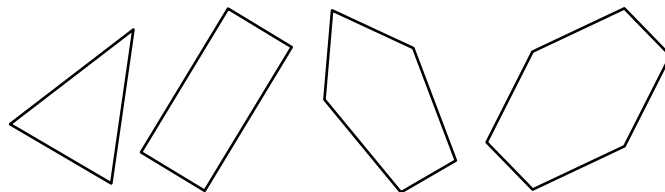
Fluency Practice (15 minutes)

- Name the Shape **2.G.1** (3 minutes)
- Multiply by 3 **3.OA.7** (8 minutes)
- Equivalent Counting with Units of 4 **3.OA.7** (4 minutes)

Name the Shape (3 minutes)

Note: This activity reviews Grade 2 geometry concepts in preparation for Topic B.

- T: (Project the triangle.) What’s the name of the shape?
 S: Triangle.
- T: (Project the rectangle.) What’s one name for this shape?
 S: Rectangle (or parallelogram or quadrilateral).
- T: How many sides does a rectangle have?
 S: Four.
- T: How many right angles does a rectangle have?
 S: Four!
- T: What’s the name for all four-sided figures?
 S: Quadrilateral.



Continue with the following possible shapes: pentagon and hexagon.

Multiply by 3 (8 minutes)

Materials: (S) Multiply by 3 (6–10) Pattern Sheet

Note: This activity builds fluency with multiplication facts using units of 3. It works toward students knowing from memory all products of two one-digit numbers. See Lesson 1 for the directions for administration of a Multiply-By Pattern Sheet.

- T: (Write $7 \times 3 = \underline{\quad}$.) Let’s skip-count up by threes. I’ll raise a finger for each three. (Raise a finger for each number to track the count.)
- S: 3, 6, 9, 12, 15, 18, 21.
- T: Let’s skip-count by threes starting at 15. Why is 15 a good place to start?
- S: It’s a fact we already know, so we can use it to figure out a fact we don’t know.
- T: (Track with fingers as students say the numbers.)
- S: 15 (5 fingers), 18 (6 fingers), 21 (7 fingers).
- T: Let’s see how we can skip-count down to find the answer, too. Start at 30 with 10 fingers, 1 for each three. (Count down with fingers as students say the numbers.)
- S: 30 (10 fingers), 27 (9 fingers), 24 (8 fingers), 21 (7 fingers).

Continue with the following possible sequence: 9×3 , 6×3 , and 8×3 .

- T: (Distribute the Multiply by 3 Pattern Sheet.) Let’s practice multiplying by 3. Be sure to work left to right across the page.

Equivalent Counting with Units of 4 (4 minutes)

Note: This activity builds fluency with multiplication facts using units of 4. The progression builds in complexity. Work students up to the highest level of complexity where they can confidently participate.

- T: Count to 10. (Write as students count. See the chart below.)
- S: 1, 2, 3, 4, 5, 6, 7, 8, 9, 10.
- T: (Write 1 four beneath the 1.) Count to 10 fours. (Write as students count.)

1	2	3	4	5	6	7	8	9	10
1 four	2 fours	3 fours	4 fours	5 fours	6 fours	7 fours	8 fours	9 fours	10 fours
4	8	12	16	20	24	28	32	36	40
1 four	8	3 fours	16	5 fours	24	7 fours	32	9 fours	40
4	2 fours	12	4 fours	20	6 fours	28	8 fours	36	10 fours

- S: 1 four, 2 fours, 3 fours, 4 fours, 5 fours, 6 fours, 7 fours, 8 fours, 9 fours, 10 fours.
- T: Count by fours to 40. (Write as students count.)
- S: 4, 8, 12, 16, 20, 24, 28, 32, 36, 40.

- T: (Write 1 four beneath the 4. Write 8 beneath the 8.) I’m going to give you a challenge. Let’s alternate between saying the units of four and the number. (Write as students count.)
- S: 1 four, 8, 3 fours, 16, 5 fours, 24, 7 fours, 32, 9 fours, 40.
- T: (Write 4 beneath 1 four and 2 fours beneath the 8.) Let’s alternate again. (Write as students count.)
- S: 4, 2 fours, 12, 4 fours, 20, 6 fours, 28, 8 fours, 36, 10 fours.

Concept Development (35 minutes)

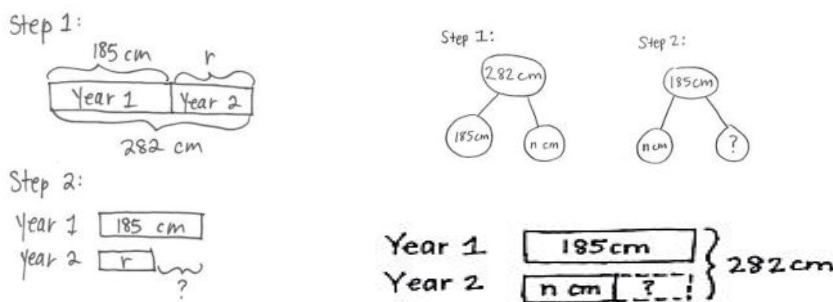
Materials: (S) Problem Set, 1 piece of chart paper per pair or triad, 1 different color marker per student in each group

Part 1: Work cooperatively to identify multiple solution paths.

Note: Sample talking points and questions to guide student explanations and class participation are listed in Part 2 of this lesson. Use them as a resource in Part 1.

Create groups of two or three students. Distribute the Problem Set, chart paper, and markers to students.

- T: Today, we’re going to work in groups to solve Problem 6. Let’s prepare our chart paper by folding it into three equal parts. (Model for students, and allow them time to fold.) With your group, read Problem 6 now.
- S: The total amount of rain that fell in New York City in two years was 282 centimeters. In the first year, 185 centimeters of rain fell. How many more centimeters of rain fell in the first year than in the second year?
- T: Take a quiet moment to visualize the problem. (Give students about 15 seconds to visualize.) Describe the problem to your group.
- S: It’s a problem about rain, and someone measured it. → Maybe with a graduated cylinder. → That would be a huge cylinder! Imagine how tall 282 centimeters is! → They probably measured the rain each day or week and then added to find the total. → We’re talking about a lot of rain.
- T: Think about our Read-Draw-Write process. At the signal, say the question we should be asking ourselves. (Signal.)
- S: What can I draw?
- T: Work with your group to draw at least two different ways to represent the problem. Make the drawings on the top third of your paper. Each of you has a different color marker so that your participation shows on your poster. Make sure each member of your group contributes.
- S: (Discuss and draw. Some possible drawings are shown below.)



- T: As you drew, what did you notice about the problem that will help you solve?
- S: We noticed it's a two-step problem. → We know the total and the amount of rain in Year 1.
→ We have to find out how much rain there was in Year 2. → That doesn't answer the question, though. We have to know how much *more* rain there was in Year 1. That's subtracting two times!
- T: You have more than one drawing on your paper. As a group, discuss which one represents the problem most clearly. Circle it, and be ready to talk about your choice.
- S: (Discuss and circle a model.)

Select two or three groups to share their thinking with the rest of the class. Choose groups strategically to spark discussion and push learning in terms of both modeling and oral explanation. Selections could include a group with an exemplary choice, a group with an unusual choice, or a group with an excellent explanation.

- S: (Listen to groups share, ask questions, and compare work.)
- T: Is your thinking about your work or the problem different after listening to your friends? Take a moment to check in with your group. Adjust your drawing or thinking based on what you saw and heard.
- S: (Discuss and possibly make modifications to work.)
- T: Think about the Read-Draw-Write process. What is our next step?
- S: To write equations and solve!
- T: Work with your group to write equations and solve the problem. Use your drawing. Record your work in the middle third of your chart paper, and be ready to talk about your steps.
- S: The first step is just subtraction. We can do $282 \text{ cm} - 185 \text{ cm}$ to find the amount of rain in Year 2.
→ It's not that easy with mental math. Let's use the algorithm. → Actually, you can think of 282 as 285. Then, I can subtract 185 easily to get 100. Since I added 3 to 282 to get 285, I have to subtract 3 from the answer, so it's 97. → Now, I think we should subtract again. We can do $185 - 97$ to find out how much more rain there was. → Let's solve that one with the algorithm. $185 - 97 = 88$. So, the answer is 88 centimeters. → I don't have to use the algorithm. I can break apart 185 as 100 and 85. That's $3 + 85$ because I took the 97 from 100. The answer is 88 cm.

Select a few groups to share their thinking with the rest of the class. Again, choose groups strategically. Allow students time to listen to the groups, share, and ask questions.

- T: Take a moment to compare your work with what you saw and heard, and maybe make adjustments.
- S: (Briefly discuss comparison within groups and possibly modify work.)
- T: Work with your group to finish the problem. What is our final step?
- S: To write a sentence that answers the question.
- T: Record your sentence on the bottom third of your paper.
- S: (Write a sentence with words to answer the question. Possible responses: 88 more centimeters of rain fell in the first year than in the second. → There were 88 more centimeters of rain in Year 1.)

Select a few groups to share their work with the rest of the class. Notice which students may not have reread the question before writing. If necessary, guide students to adjust their sentences so that their answers more closely align with the question asked.

Part 2: Work independently to solve and present problems using multiple solution paths.

Assign each student two problems from the Problem Set. Challenge them to record more than one way to draw for each problem they solve. Ask students to share their work with the members of their groups from Part 1. When sharing, students should include answers to the following questions:

- How does your drawing represent the problem clearly?
- How did your drawing help you decide on a way to solve?
- Why does the equation that you used to model make sense with your drawing and with the problem?
- How do you know you answered the question?

MP.3

Have students share their work in groups of three or four. Encourage group members to practice asking questions of the presenter. They might ask some of the questions listed below.

- I'm not sure what you mean. Can you say more about that?
- Why did you decide _____?
- What do you think about _____ instead?
- Which other way did you try to draw the problem?

One way to close this process is to have students write a compliment to another presenter. If time allows, students may solve problems on the Problem Set that they have not already completed on their own before the Student Debrief.

Student Debrief (10 minutes)

Lesson Objective: Solve word problems in varied contexts using a letter to represent the unknown.

The Student Debrief is intended to invite reflection and active processing of the total lesson experience.

Guide students in a conversation to debrief the Problem Set and process the lesson.

Any combination of the questions below may be used to lead the discussion, depending on how the students were asked to solve the Problem Set.

- How are your models related to your equations in Problem 1?



A NOTE ON STANDARDS ALIGNMENT:

Problems 2 and 5 on the Problem Set, the Exit Ticket, and Problems 1 and 5 on the Homework are two-step word problems involving milliliters and grams. The masses and volumes are given in the same units in each problem. Standard **3.MD.2** specifically states that students “solve one-step problems involving masses or volumes that are given in the same units.” However, these problems look ahead to **4.MD.2**. Students working above grade level might enjoy the challenge of solving these two-step word problems involving milliliters and grams. To make these problems accessible to students working below grade level, modify the problems so they can be solved with one step.

- Invite students to share different equations that can be used to solve Problem 3.
- What operations are used to solve Problem 4? In what order? How did you figure that out?
- Invite students to articulate their thought processes for preparing to present their work.
- How did it feel to present your work to friends?
- What did you learn about yourself or your work by presenting?
- What was it like to be an audience member to a friend who was presenting?
- Did you find it easy or difficult to ask your friends questions about their work? Why?

Exit Ticket (3 minutes)

After the Student Debrief, instruct students to complete the Exit Ticket. A review of their work will help with assessing students’ understanding of the concepts that were presented in today’s lesson and planning more effectively for future lessons. The questions may be read aloud to the students.

NYS COMMON CORE MATHEMATICS CURRICULUM Lesson 2 Problem Set 3•7

4. Kami scored a total of 21 points during her basketball game. She made 6 two-point shots, and the rest were three-point shots. How many three-point shots did Kami make?

$6 \times 2 = 12$

$21 - 12 = 9$

$k = 9 \div 3$
 $k = 3$

Kami made 3 three-point shots.

5. An orange weighs 198 grams. A kiwi weighs 85 grams less than the orange. What is the total weight of the fruit?

Orange: 198
kiwi: 113

$198 - 85 = 113$

$W = 198 + 113$
 $W = 200 + 111$
 $W = 311$

The total weight of the fruit is 311 grams.

6. The total amount of rain that fell in New York City in two years was 282 centimeters. In the first year, 185 centimeters of rain fell. How many more centimeters of rain fell in the first year than in the second year?

$185 - 97 = 88$

Year 1: 185
Year 2: 97

$r = 185 - 97$
 $r = 88$

88 more centimeters of rain fell in the first year than in the second year.

COMMON CORE Lesson 2: Solve word problems in varied contexts using a letter to represent the unknown. Date: 11/21/13 engageNY 7.A.9

Multiply.

$3 \times 1 = \underline{\quad}$ $3 \times 2 = \underline{\quad}$ $3 \times 3 = \underline{\quad}$ $3 \times 4 = \underline{\quad}$

$3 \times 5 = \underline{\quad}$ $3 \times 6 = \underline{\quad}$ $3 \times 7 = \underline{\quad}$ $3 \times 8 = \underline{\quad}$

$3 \times 9 = \underline{\quad}$ $3 \times 10 = \underline{\quad}$ $3 \times 5 = \underline{\quad}$ $3 \times 6 = \underline{\quad}$

$3 \times 5 = \underline{\quad}$ $3 \times 7 = \underline{\quad}$ $3 \times 5 = \underline{\quad}$ $3 \times 8 = \underline{\quad}$

$3 \times 5 = \underline{\quad}$ $3 \times 9 = \underline{\quad}$ $3 \times 5 = \underline{\quad}$ $3 \times 10 = \underline{\quad}$

$3 \times 6 = \underline{\quad}$ $3 \times 5 = \underline{\quad}$ $3 \times 6 = \underline{\quad}$ $3 \times 7 = \underline{\quad}$

$3 \times 6 = \underline{\quad}$ $3 \times 8 = \underline{\quad}$ $3 \times 6 = \underline{\quad}$ $3 \times 9 = \underline{\quad}$

$3 \times 6 = \underline{\quad}$ $3 \times 7 = \underline{\quad}$ $3 \times 6 = \underline{\quad}$ $3 \times 7 = \underline{\quad}$

$3 \times 8 = \underline{\quad}$ $3 \times 7 = \underline{\quad}$ $3 \times 9 = \underline{\quad}$ $3 \times 7 = \underline{\quad}$

$3 \times 8 = \underline{\quad}$ $3 \times 6 = \underline{\quad}$ $3 \times 8 = \underline{\quad}$ $3 \times 7 = \underline{\quad}$

$3 \times 8 = \underline{\quad}$ $3 \times 9 = \underline{\quad}$ $3 \times 9 = \underline{\quad}$ $3 \times 6 = \underline{\quad}$

$3 \times 9 = \underline{\quad}$ $3 \times 7 = \underline{\quad}$ $3 \times 9 = \underline{\quad}$ $3 \times 8 = \underline{\quad}$

$3 \times 9 = \underline{\quad}$ $3 \times 8 = \underline{\quad}$ $3 \times 6 = \underline{\quad}$ $3 \times 9 = \underline{\quad}$

$3 \times 7 = \underline{\quad}$ $3 \times 9 = \underline{\quad}$ $3 \times 6 = \underline{\quad}$ $3 \times 8 = \underline{\quad}$

$3 \times 9 = \underline{\quad}$ $3 \times 7 = \underline{\quad}$ $3 \times 6 = \underline{\quad}$ $3 \times 8 = \underline{\quad}$

multiply by 3 (6–10)

4. Kami scored a total of 21 points during her basketball game. She made 6 two-point shots, and the rest were three-point shots. How many three-point shots did Kami make?
5. An orange weighs 198 grams. A kiwi weighs 85 grams less than the orange. What is the total weight of the fruit?
6. The total amount of rain that fell in New York City in two years was 282 centimeters. In the first year, 185 centimeters of rain fell. How many more centimeters of rain fell in the first year than in the second year?

Name _____

Date _____

Use the RDW process to solve the problem below. Use a letter to represent the unknown.

Jaden's bottle contains 750 milliliters of water. He drinks 520 milliliters at practice and then another 190 milliliters on his way home. How many milliliters of water are left in Jaden's bottle when he gets home?

Name _____

Date _____

Use the RDW process to solve. Use a letter to represent the unknown in each problem.

1. A box containing 3 small bags of flour weighs 950 grams. Each bag of flour weighs 300 grams. How much does the empty box weigh?

2. Mr. Cullen needs 91 carpet squares. He has 49 carpet squares. If the squares are sold in boxes of 6, how many more boxes of carpet squares does Mr. Cullen need to buy?

3. Erica makes a banner using 4 sheets of paper. Each paper measures 9 inches by 10 inches. What is the total area of Erica's banner?

4. Monica scored 32 points for her team at the Science Bowl. She got 5 four-point questions correct, and the rest of her points came from answering three-point questions. How many three-point questions did she get correct?
5. Kim's black kitten weighs 175 grams. Her gray kitten weighs 43 grams less than the black kitten. What is the total weight of the two kittens?
6. Cassias and Javier's combined height is 267 centimeters. Cassias is 128 centimeters tall. How much taller is Javier than Cassias?