

Distance Learning Week Three

7<sup>th</sup> Grade Social Studies

Mrs. Martin Periods 2 and 5

[amartin@tusd.net](mailto:amartin@tusd.net) 209 597-8862

Day One

1. Complete the Vocabulary Worksheets
2. Complete the Section Preview: this is two pages, and covers textbook pages 270-279
  - Hint for Preview: You do not have to read the whole section. Just skim through the text for the answers.

Day Two

1. You will read sections 2.1 and 2.2 270-274
2. Answer the Review and Assess questions on pages 271 and 273. Remember these questions must be answered in complete sentences with the question as a part of your answer.

Day Three

1. Read Section 2.3 pages 274-275
2. Answer the Review and Assess questions on page 275
3. Complete 1 WRAP from your WRAP worksheet. If you no longer have this, please let me know and I will send you a new one.

Days Four and Five

1. Read sections 2.4-2.5 pages 276-279
2. Answer the Review and Assess Questions. Remember these questions must be answered in complete sentences with the question as a part of your answer.
3. Complete the Chapter 10 Section 2 Reading and Note Taking worksheets.

### Social Studies Section Preview

Directions: As you look through the assigned section, respond to the prompts below. Please use complete sentences.

1. What chapter and section are you previewing?

Chapter 10 Section 2 pages 270-279

2. List each sections title, main idea, and the subheadings for each. Write a question based of off this information that might be answered in the section. (hint: they are in blue)

a. **Section 2.1 Title** \_\_\_\_\_

- Main Idea: \_\_\_\_\_
- Subheading 1: \_\_\_\_\_
- Subheading 2: \_\_\_\_\_
- Question: \_\_\_\_\_

b. **Section 2.2 Title** \_\_\_\_\_

- Main Idea \_\_\_\_\_
- Subheading 1: \_\_\_\_\_
- Subheading 2: \_\_\_\_\_
- Question: \_\_\_\_\_

c. **Section 2.3 Title** \_\_\_\_\_

- Main Idea \_\_\_\_\_
- Subheading 1: \_\_\_\_\_
- Subheading 2: \_\_\_\_\_
- Question: \_\_\_\_\_

d. **Section 2.4 Title** \_\_\_\_\_

- Main Idea \_\_\_\_\_
- Subheading 1: \_\_\_\_\_
- Subheading 2: \_\_\_\_\_
- Question: \_\_\_\_\_

e. Section 2.5 Title \_\_\_\_\_

- Main Idea \_\_\_\_\_
- Subheading 1: \_\_\_\_\_
- Subheading 2: \_\_\_\_\_
- Question: \_\_\_\_\_

7. What types of visuals are in the chapter (charts, pictures, maps, timelines, etc.)? Tell what each represents. Example: A map of the Gupta Empire (pg270) \_\_\_\_\_

\_\_\_\_\_  
\_\_\_\_\_  
\_\_\_\_\_.

8. List 5 important facts that you learned from these visuals.

1. \_\_\_\_\_
2. \_\_\_\_\_
3. \_\_\_\_\_
4. \_\_\_\_\_
5. \_\_\_\_\_

. Section Preview  
Pg. 2

**VOCABULARY PRACTICE**
**KEY VOCABULARY**

- **bas-relief** (BAH ree-LEEF) *n.* a realistic sculpture with figures raised against a flat background
- **bodhisattva** (boh-dih-SUHT-vuh) *n.* an enlightened being who is worshipped as a god in Buddhism
- **golden age** *n.* a period of great cultural achievement
- **karma** (KAHR-mah) *n.* in Hinduism, a state of being influenced by a person's actions and conduct
- **reincarnation** (ree-ihh-kahr-NAY-shuhn) *n.* in Hinduism, the rebirth of a person's soul in another body after death

**THREE-COLUMN CHART**

Complete the chart for each of the five Key Vocabulary words. Write each word's definition, and then provide a definition in your own words.

Word	Definition	In My Own Words
bas-relief		

VOCABULARY PRACTICE

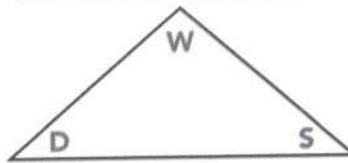
KEY VOCABULARY

- **cultivate** (KUHL-tih-vayt) v. to grow a crop
- **impose** (ihm-POHZ) v. to force someone to do something

WDS TRIANGLES

Complete Word-Definition-Sentence Triangles for the Key Vocabulary words *cultivate* and *impose*. Write the definition next to "D." Write a sentence using the word next to "S."

*cultivate*



\_\_\_\_\_

\_\_\_\_\_

\_\_\_\_\_

\_\_\_\_\_

\_\_\_\_\_

\_\_\_\_\_

\_\_\_\_\_

\_\_\_\_\_

\_\_\_\_\_

\_\_\_\_\_

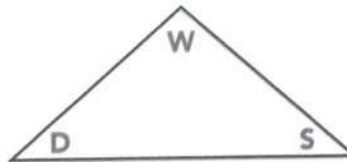
\_\_\_\_\_

\_\_\_\_\_

\_\_\_\_\_

\_\_\_\_\_

*impose*



\_\_\_\_\_

\_\_\_\_\_

\_\_\_\_\_

\_\_\_\_\_

\_\_\_\_\_

\_\_\_\_\_

\_\_\_\_\_

\_\_\_\_\_

\_\_\_\_\_

\_\_\_\_\_

\_\_\_\_\_

\_\_\_\_\_

\_\_\_\_\_

\_\_\_\_\_

**UNIT 4**

**CHAPTER 10 SECTION 2**  
**South and Southeast Asia**

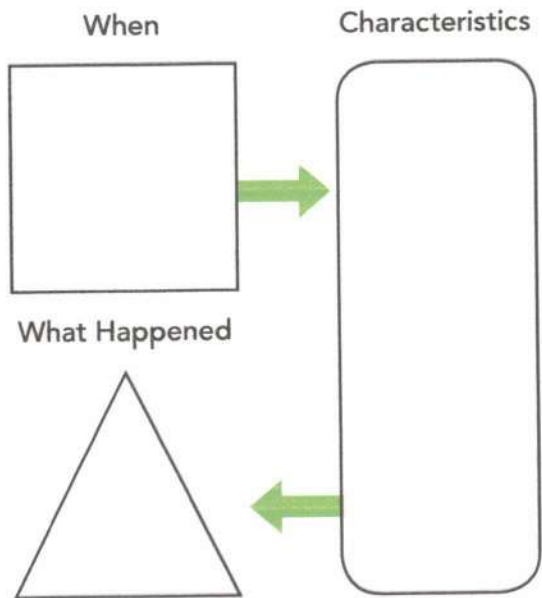


**READING AND NOTE-TAKING**

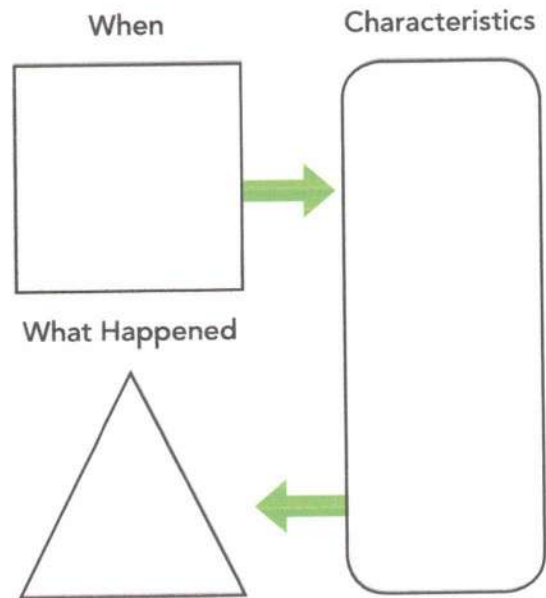
**SUMMARIZE ON A CIVILIZATION MAP**

As you read Section 2 on India, Vietnam, and Cambodia, complete Civilization Maps for the Gupta Empire, Dai Viet, and the Khmer Empire.

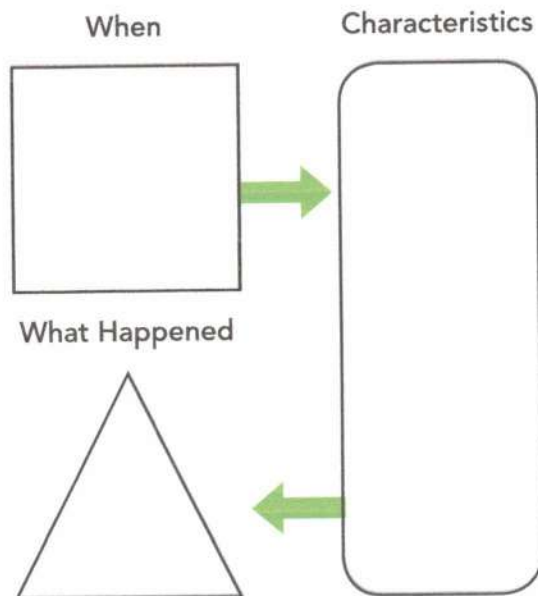
**Gupta Empire**



**Dai Viet**



**Khmer Empire**



**UNIT 4** CHAPTER 10 SECTION 2  
**South and Southeast Asia**



**READING AND NOTE-TAKING**

**CATEGORIZE RELIGIONS** Keep track of details about Hinduism, Buddhism, and Islam as you read Section 2. Read each sentence below and decide which religion it applies to. On the line to the left of the sentence, write in **H**, **B**, or **I**.

- \_\_\_ This religion has many gods and goddesses that are representations of a universal spirit called Brahman.
  
- \_\_\_ This religion changed over time to include the worship of bodhisattvas, or enlightened beings.
  
- \_\_\_ Angkor Wat was originally built as a temple for this religion.
  
- \_\_\_ According to this religion's beliefs, a person's conduct determines the kind of life he or she is reborn into.
  
- \_\_\_ This religion underwent a spiritual reform movement known as the Bhakti movement, which emphasized a personal devotion to a deity.
  
- \_\_\_ This religion arrived in India through trade and through invasions.
  
- \_\_\_ This religion spread throughout Central and East Asia via merchants and missionaries along the Silk Roads.
  
- \_\_\_ Many Indians were converted to this religion by Sufi missionaries.
  
- \_\_\_ Sacred texts of this religion are found in epic poems.
  
- \_\_\_ This religion flourished under the Gupta Empire.