



APRENDIENDO CON MAESTRAS KERENSA Y BETTY


Matemáticas

Objetivo:

Yo puedo usar estrategias y patrones para ayudarme a resolver un problema de suma o resta.

Objective:

I can use strategies and patterns to help me solve an addition or subtraction problem.



Students, drag the icons!






Diferentes maneras de hacer el número 10:

Different ways to make the number 10:

- Watch the following video and come back to this slide

<https://jr.brainpop.com/math/additionandsubtraction/makingten/>

Class code: orbit3472



Revisa tus notas de la semana pasada. Mira el siguiente video y toma tus notas en tu cuaderno (página 3).



Sphere Lite

o resta.

Hacer Diet

0 + 10 = 10	5 + 5 = 10
1 + 9 = 10	6 + 4 = 10
2 + 8 = 10	7 + 3 = 10
3 + 7 = 10	8 + 2 = 10
4 + 6 = 10	9 + 1 = 10

Aver USB Camera


9:24 PM 11/29/2020

Don't forget to upload a foto of your work so that I can see that you took all of your notes in the other presentation!

Foto de Cuaderno

Tarea de PearDeck


Semana/Week del 30 de noviembre

 lunes PearDeck Hacer Diez Due Tomorrow

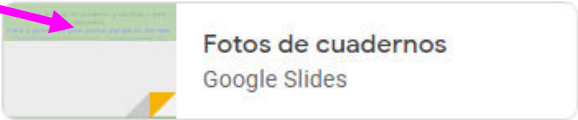
Posted 10:03 PM (Edited 10:05 PM)

Use the link to join this Pear Deck activity!

0 Turned in	24 Assigned
----------------	----------------



Sign in - Google Accounts
<https://app.peardeck.com/st...>



Fotos de cuadernos
Google Slides

[View assignment](#)

The screenshot shows a PearDeck assignment card. A pink arrow points from the text 'Foto de Cuaderno' to the 'Fotos de cuadernos Google Slides' button. Another pink arrow points from the text 'Tarea de PearDeck' to the 'Sign in - Google Accounts' button.



¡QUE TENGAS UN
LINDO DIA!