


Week 4 lesson plan Special Ed 1st-2nd

Monday	Tuesday	Wednesday	Thursday	Friday
Daily activities _Practice counting by 5's and 10's to 120 ----- _Practice counting by 2's to 30 or more. ----- _Practice single letter sounds, blends and vowel pairs sounds ----- _Practice sight words ----- _Practice CVC family words mixed list and the w,y word list.	Daily activities _Practice counting by 5's and 10's to 120 ----- _Practice counting by 2's to 30 or more. ----- _Practice single letter sounds, blends and vowel pairs sounds ----- _Practice sight words ----- _Practice CVC family words mixed list and the w,y word list.	Daily activities _Practice counting by 5's and 10's to 120 ----- _Practice counting by 2's to 30 or more. ----- _Practice single letter sounds, blends and vowel pairs sounds ----- _Practice sight words ----- _Practice CVC family words mixed list and the w,y word list.	Daily activities _Practice counting by 5's and 10's to 120 ----- _Practice counting by 2's to 30 or more. ----- _Practice single letter sounds, blends and vowel pairs sounds ----- _Practice sight words ----- _Practice CVC family words mixed list and the w, y word list.	Daily activities _Practice counting by 5's and 10's to 120 ----- _Practice counting by 2's to 30 or more. ----- _Practice single letter sounds, blends and vowel pairs sounds ----- _Practice sight words ----- _Practice CVC family words mixed list and the w, y word list.
Reading	Reading	Reading	Reading	Reading
_CVC sentences Worksheet ----- _ Word family reading passages Meg the vet ----- _I Read 15-20 mins. ----- Optional IXL 15-20 mins.	_missing words Worksheet ----- _ Word family reading passages The jam ----- _I Read 15-20 mins. ----- Optional IXL 15-20 mins.	_sentence match worksheet ----- _ word family reading passages Kim's fig ----- _I Read 15-20 mins. ----- Optional IXL 15-20 mins.	_sentence puzzle Worksheet ----- _ Word family reading passages Tom at the pond ----- _I Read 15-20 mins. ----- Optional IXL 15-20 mins.	_ short i match Worksheet ----- _ Word family reading passages Gus runs ----- _I Read 15-20 mins. ----- Optional IXL 15-20 mins.
Math	Math	Math	Math	Math
_subtraction worksheet ----- _Ice cream chart worksheets ----- _Zearn.org pick 1-2 lessons or IXL 15-20 mins.	_magic trick addition worksheets ----- _fill in the 120 chart worksheet ----- _Zearn.org pick 1-2 lessons or IXL 15-20 mins.	_subtraction to 10 worksheets ----- _comparing numbers worksheet ----- _Zearn.org pick 1-2 lessons or IXL 15-20 mins.	_community addition worksheets ----- _how many sides worksheet ----- Zearn.org pick 1-2 lessons or IXL 15-20 mins.	_subtraction to 10 worksheets ----- _tally marks worksheet ----- _Zearn.org pick 1-2 lessons or IXL 15-20 mins.

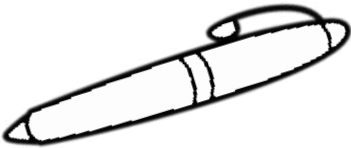
Name: _____

CVC Sentences

Fill in the missing words to complete the sentences.



A rat is on the .




I have a red .




The frog is on a .



A is in a van.



The is big.



A hat is in my .

pen man pig bag rug log

Name: _____

Missing Words

Fill in the missing words to complete the sentences.

dad

bug

hit

dog

hen




I can see a _____.



I like to play with my _____.



My _____ went to bed.



It is a little _____.



I can _____ the ball.

Name: _____

Sentence Match

Highlight the sentence that matches the picture.



I sat on the mat.

He is very mad.



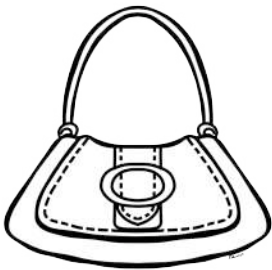
The cat had a nap.

I can see a bat.



We have a big van.

Dad has a red cap.



Mom likes her bag.

I like to eat jam.





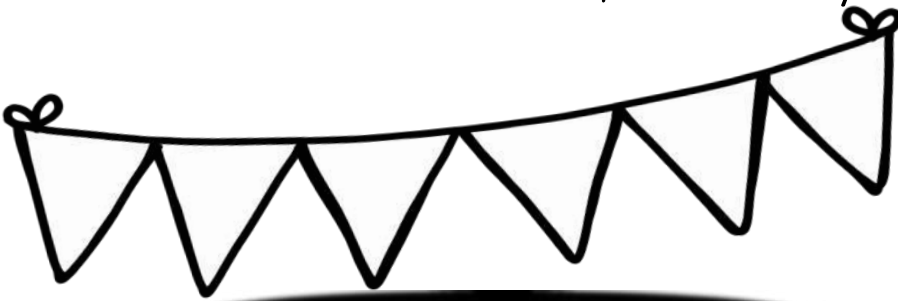
We sat in the cab.

It is a sad rat.

Name: _____

Sentence Puzzle

Cut out the word pieces and rebuild them to form a sentence. Color the picture when you are done.



--	--	--	--	--	--

cat.

I

see

a

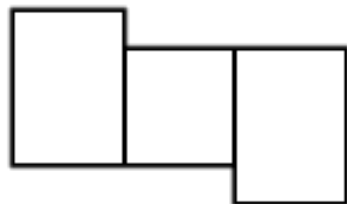
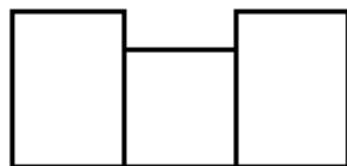


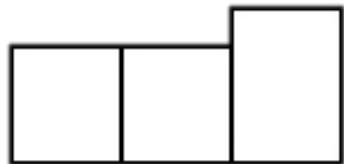
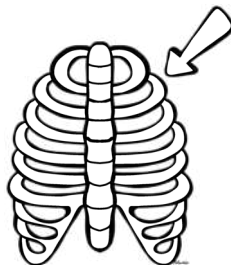

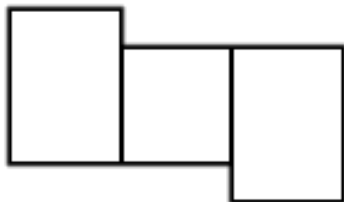



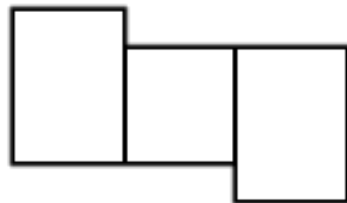
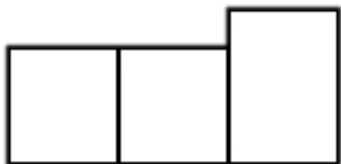
can

fat

Name: _____

Short i Match

Match the short i words to the pictures.



dip

sit

dig

bin

zip

wig

hip

pig


rib

hit

Name _____

Meg the Vet

Ben has a pet cat. His cat has a bad leg. His pet will go to **the** vet. The vet is Meg. Meg will help Ben's pet. She will **give** him meds **for** his leg.




1. Circle the name of the vet.
2. Underline how the vet will help the pet.
3. Why did the pet go to the vet?
 - ☐ The pet is sick.
 - ☐ The pet hurt his leg.
 - ☐ The pet needs a bath.

Name _____

The Jam


Cal is my cat. Cal can be a bad cat. Cal sees jam in a can. He hops up. He taps the can. The can tips. Cal gets the jam.




1. Circle what Cal taps.

2. Underline how the jam breaks.

3. Put these in order by writing a number above.



Cal licks the jam.



Cal tips the jam.



Cal sees the jam.




Cal hops up.

Name _____

Kim's Fig

Kim sits on a big bin. She has a fig. She bit the big fig. The fig has no pit. Kim will lick her lips. She will pick ten figs. She will sit on her bin with the ten figs.



1. Circle in the text what Kim is sitting on.
2. Underline evidence that Kim likes figs.
3. Which of these could be the setting?
 - ☐ a store
 - ☐ Kim's backyard
 - ☐ Kim's school

Name _____

Tom at the Pond


Tom is at a pond. He lobs his rod in the pond. It bobs and bobs. He sees a frog hop on a log. The log has lots of moss. He sees a big cod. The cod is on the rod. "I got it!" Tom yells.



1. Circle the setting.
2. Which of these happens before Tom sees the frog.
 - ☐ He lobs his rod in the pond.
 - ☐ He gets a cod on his rod.
3. What does *lob* mean?
 - ☐ fix
 - ☐ look at
 - ☐ throw
 - ☐ catch

Name _____

Gus Runs



Gus runs in the sun. His pup runs, too.
He runs by a bus. His pup hops on the
bus. "Get off the bus, pup!" Gus yells.

1. Circle who runs with Gus.
2. Underline who jumps on the bus.
3. Why did Gus yell?
 - ☐ He wants his dog to get off the bus.
 - ☐ He wants the bus to stop.
 - ☐ He wants to get on the bus.

Name: _____


Subtraction to 10

Directions: Read the number sentence.

Cross out the yarn that you need to subtract. Write the difference.



A.



$$7 - 5 =$$

B.




$$9 - 3 =$$

C.



$$4 - 1 =$$

D.



$$10 - 6 =$$

E.



$$5 - 1 =$$

F.



$$2 - 2 =$$

G.



$$6 - 4 =$$

H.



$$3 - 2 =$$

I.




$$8 - 5 =$$

Name_____

Charts

IMD.C.4

Directions: Use the chart to answer the following questions.



What is your favorite ice cream flavor?	
Vanilla	4
Chocolate	6
Strawberry	3
Mint	5
Cookie Dough	10



What does this chart show?_____

How many children like mint ice cream the most? _____

How many children like vanilla and chocolate?_____

How many more children like chocolate than strawberry?_____

What flavor did the most children like ? _____

Name: _____

MAGIC TRICK ADDITION

Add to solve each equation.

$$\begin{array}{r} 4 \\ + 1 \\ \hline \end{array}$$

$$\begin{array}{r} 7 \\ + 3 \\ \hline \end{array}$$

$$\begin{array}{r} 2 \\ + 8 \\ \hline \end{array}$$

$$\begin{array}{r} 6 \\ + 4 \\ \hline \end{array}$$

$$\begin{array}{r} 5 \\ + 5 \\ \hline \end{array}$$

$$\begin{array}{r} 6 \\ + 4 \\ \hline \end{array}$$

$$\begin{array}{r} 4 \\ + 3 \\ \hline \end{array}$$

$$\begin{array}{r} 5 \\ + 4 \\ \hline \end{array}$$

$$\begin{array}{r} 7 \\ + 1 \\ \hline \end{array}$$

$$\begin{array}{r} 4 \\ + 4 \\ \hline \end{array}$$

$$\begin{array}{r} 6 \\ + 6 \\ \hline \end{array}$$

$$\begin{array}{r} 5 \\ + 4 \\ \hline \end{array}$$

$$\begin{array}{r} 8 \\ + 6 \\ \hline \end{array}$$

$$\begin{array}{r} 2 \\ + 3 \\ \hline \end{array}$$


$$\begin{array}{r} 1 \\ + 3 \\ \hline \end{array}$$

$$\begin{array}{r} 4 \\ + 2 \\ \hline \end{array}$$

$$\begin{array}{r} 8 \\ + 8 \\ \hline \end{array}$$

$$\begin{array}{r} 5 \\ + 6 \\ \hline \end{array}$$

$$\begin{array}{r} 4 \\ + 8 \\ \hline \end{array}$$



Name _____

Number Grid

120

I.N.B.T.A.I


Directions: Fill in the numbers on the number grid.

1									
									120

Name: _____

Subtraction to 10

Directions: Read the number sentence.
Cross out the carrots that you need to subtract.
Write the difference.



A.



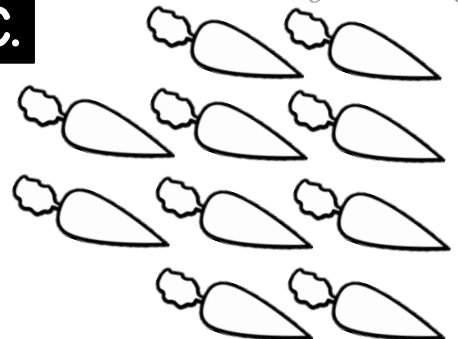
$$9 - 2 =$$

B.



$$3 - 1 =$$

C.



$$10 - 4 =$$

D.




$$6 - 5 =$$

E.



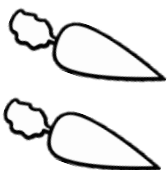
$$8 - 3 =$$

F.



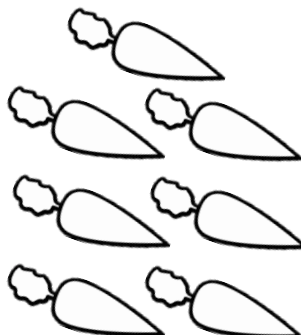
$$5 - 2 =$$

G.



$$2 - 1 =$$

H.



$$7 - 4 =$$

I.

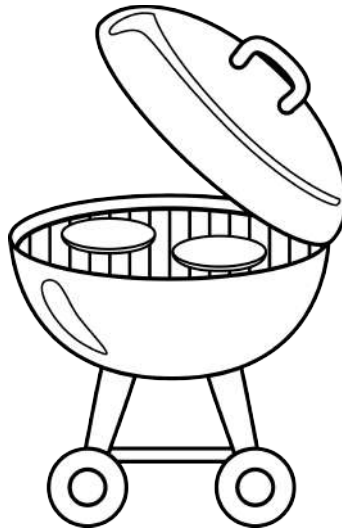


$$4 - 3 =$$


Name _____

Comparing Numbers

Directions: Glue the greater than/less than signs to make the equations true.



>	<	>	>	<
<	>	<	<	>



Name: _____

COMMUNITY ADDITION

Add to solve each equation.

$$\begin{array}{r} 8 \\ + 1 \\ \hline \end{array}$$

$$\begin{array}{r} 7 \\ + 2 \\ \hline \end{array}$$

$$\begin{array}{r} 2 \\ + 8 \\ \hline \end{array}$$

$$\begin{array}{r} 6 \\ + 1 \\ \hline \end{array}$$

$$\begin{array}{r} 5 \\ + 2 \\ \hline \end{array}$$

$$\begin{array}{r} 6 \\ + 4 \\ \hline \end{array}$$

$$\begin{array}{r} 3 \\ + 3 \\ \hline \end{array}$$

$$\begin{array}{r} 8 \\ + 4 \\ \hline \end{array}$$

$$\begin{array}{r} 5 \\ + 1 \\ \hline \end{array}$$

$$\begin{array}{r} 3 \\ + 4 \\ \hline \end{array}$$

$$\begin{array}{r} 7 \\ + 7 \\ \hline \end{array}$$

$$\begin{array}{r} 2 \\ + 6 \\ \hline \end{array}$$

$$\begin{array}{r} 8 \\ + 6 \\ \hline \end{array}$$

$$\begin{array}{r} 6 \\ + 3 \\ \hline \end{array}$$


$$\begin{array}{r} 5 \\ + 3 \\ \hline \end{array}$$

$$\begin{array}{r} 8 \\ + 0 \\ \hline \end{array}$$

$$\begin{array}{r} 3 \\ + 1 \\ \hline \end{array}$$

$$\begin{array}{r} 5 \\ + 6 \\ \hline \end{array}$$


$$\begin{array}{r} 5 \\ + 8 \\ \hline \end{array}$$



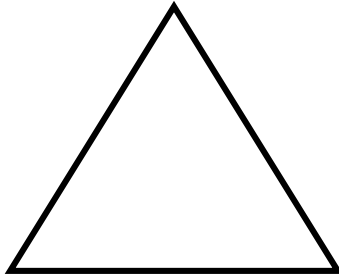
Name: _____

How Many Sides?

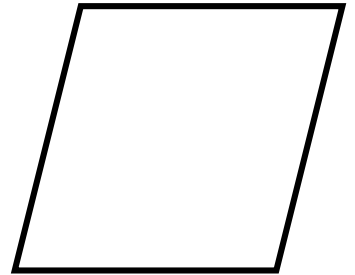
Color the circle which shows how many sides each 2D shape has.




3 4 5



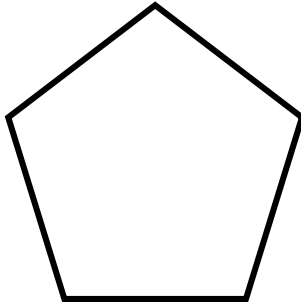
1 2 3



4 5 6



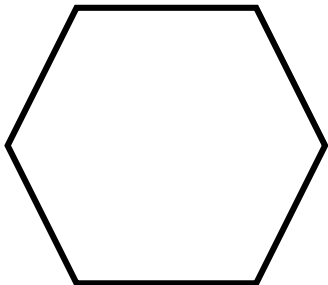
0 1 2



4 5 6



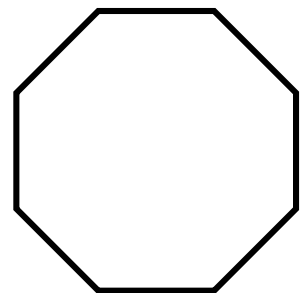
2 3 4



5 6 7



4 5 6



7 8 9

Name: _____

Subtraction to 10

Directions: Look at the pictures.
Write a number sentence that matches.



A.

- =

B.

- =

C.

- =

D.

- =

E.

- =

F.

- =

G.

- =

H.

- =

I.


- =

Name _____

Directions: Match and glue each number to the correct tally marks.

Tally Marks

I I-20



I.N.B.T.A.I

### ##	
### ## ###	
### ##	
### ## ###	
### ## ###	



### ##	
### ## ###	
### ## ###	
### ##	
### ## ### ##	

12	17	15	18	13
19	14	20	11	16

