








Week 2 lesson plan Special Ed K

Monday	Tuesday	Wednesday	Thursday	Friday
Daily activities _Practice counting by 5's and 10's to 100 ----- _Practice counting by 2's to 30 or more. ----- _Practice single letter sounds, blends (new chart attached) and vowel pairs sounds ----- _Practice sight words ----- _Practice CVC family words list, and/or mixed list See attached	Daily activities _Practice counting by 5's and 10's to 100 ----- _Practice counting by 2's to 30 or more. ----- _Practice single letter sounds, blends (new chart attached) and vowel pairs sounds ----- _Practice sight words ----- _Practice CVC family words list and/or mixed list see attached	Daily activities _Practice counting by 5's and 10's to 100 ----- _Practice counting by 2's to 30 or more. ----- _Practice single letter sounds, blends (new chart attached) and vowel pairs sounds ----- _Practice sight words ----- _Practice CVC family words list and/or mixed list see attached	Daily activities _Practice counting by 5's and 10's to 100 ----- _Practice counting by 2's to 30 or more. ----- _Practice single letter sounds, blends (new chart attached) and vowel pairs sounds ----- _Practice sight words ----- _Practice CVC family words list and/or mixed list see attached	Daily activities _Practice counting by 5's and 10's to 100 ----- _Practice counting by 2's to 30 or more. ----- _Practice single letter sounds, blends (new chart attached) and vowel pairs sounds ----- _Practice sight words ----- _Practice CVC family words list and/or mixed list see attached
Reading	Reading	Reading	Reading	Reading
_CVC Rhymes Worksheet ----- _ Word family reading passages Ben the hen ----- _ I Read 15-20 mins. ----- Optional IXL 15-20 mins.	_CVC Rhymes Worksheet ----- _ Word family reading passages Ned and Ted ----- _ I Read 15-20 mins. ----- Optional IXL 15-20 mins.	_CVC vowels ----- _ word family reading passages The mit -it's misspelled on purpose. ----- _ I Read 15-20 mins. ----- Optional IXL 15-20 mins.	_Which word Worksheet ----- _ Word family reading passages The big pig ----- _ I Read 15-20 mins. ----- Optional IXL 15-20 mins.	_ Which word Worksheet ----- _ Word family reading passages The tan bag ----- _ I Read 15-20 mins. ----- Optional IXL 15-20 mins.
Math	Math	Math	Math	Math
_counting to 20 worksheets ----- _Touch math addition ----- -Touch math subtraction ----- _Zearn.org pick 1-2 lessons or IXL 15-20 mins.	_counting to 20 worksheets ----- _Touch math addition ----- -Touch math subtraction ----- _Zearn.org pick 1-2 lessons or IXL 15-20 mins.	_counting to 40 worksheets ----- _Touch math addition ----- -Touch math subtraction ----- _Zearn.org pick 1-2 lessons or IXL 15-20 mins.	_ 100 chart count by 10 worksheets ----- _Touch math addition ----- -Touch math subtraction ----- _Zearn.org pick 1-2 lessons or IXL 15-20 mins.	_Pennies worksheets ----- _Touch math addition ----- -Touch math subtraction ----- _Zearn.org pick 1-2 lessons or IXL 15-20 mins.

Name: _____


CVC Rhymes

Color the rhyming pictures in each box.



Name: _____

CVC Rhymes

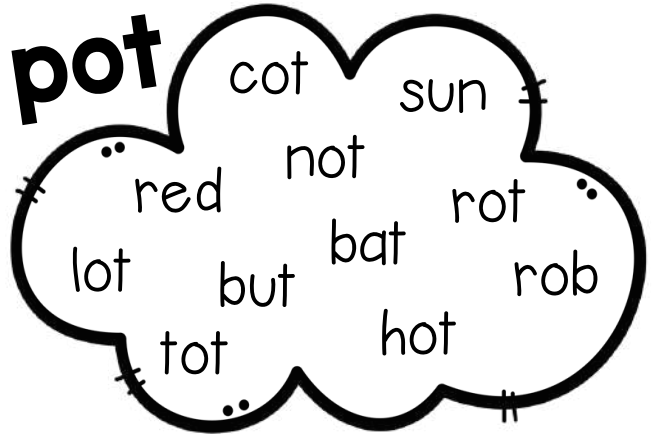


Read the words in the clouds and circle the rhyming words.

bin



pot



fan



vet



sun



tag



Name: _____

CVC Vowels

Color
the pictures
by their
middle vowel
sound.



a



i











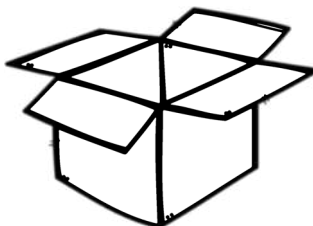
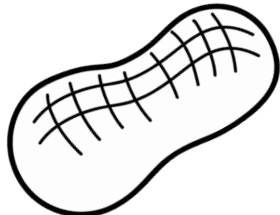

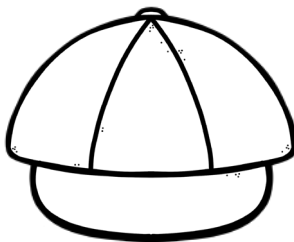

e



o




u



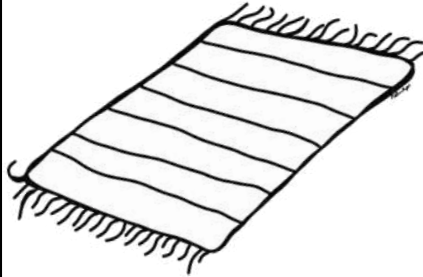
Name: _____

Which Word?

Circle the word that matches the picture.



dig dog




mat man




net not



sit six




cut cot



men ten



jam jag



hat hut





cub cup

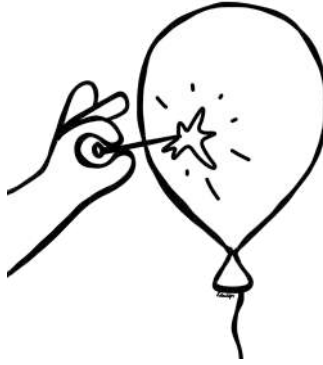
Name: _____

Which Word?


Circle the word that matches the picture.



cat cut




pop pot



tug tub



pin pen




pig peg




sit sip



fox fix



sub sun



ram rat

Name: _____

en

Ben the Hen

I see Ben. Ben is a hen.

● ● ● ● ● ● ●

Ben is a red hen. Ben the

● ● ● ● ● ● ●

hen is in the pen. The pen is

● ● ● ● ● ● ● ●

by the men. I can see ten


● ● ● ● ● ● ● ●

men by the pen.

● ● ● ●



This story is about a



I can see -----
men by the pen.

- ☐ hen
- ☐ red
- ☐ ten



Color all of the -en
words.

Name: _____

ed

Ned and Ted

Ted is Ned's pet. Ned fed

Ted. He fed Ted a ham. Ned


led Ted to the bed. The bed

was big. The bed was red.

Ted sat on the red bed.



This story is about a



Ned led Ted to the

- ☐ fed
- ☐ bed
- ☐ red



Color all of the -ed words.

Name: _____

The Big Pig

Can you see the pig? The



pig is big. The pig is fat.




The big pig has a wig. The



pig can dig. It can dig in



the mud.



This story is about a



It can dig in the

-----.

- ☐ fat
- ☐ mud
- ☐ wig



Color all of the -ig words.

Name: _____

The Mit

Ben has a mit. The mit is

● ● ● ● ● ● ●

new. The mit did not fit. Kip

● ● ● ● ● ● ●

has a ball. He hit the ball.

● ● ● ● ● ● ●

Ben can get it in his mit.

● ● ● ● ● ● ●

Ben bit his lip. Ben is sad.

● ● ● ● ● ● ●



This story is about a



The ----- did not fit.

- ☐ mit
- ☐ bit
- ☐ hit



Color all of the -it words.

Name: _____

ag

The Tan Bag

Do you see the bag? The

● ● ● ● ● ●

bag is tan. It has a tag.

● ● ● ● ● ●

The tag is big. He put a

● ● ● ● ● ●

rag, jam and a pan in the

● ● ● ● ● ●

bag.

●



This story is about a



The tag is

☐ tan

☐ big

☐ jam




Color all of the -ag words.


Counting to 20

Name: _____ Date: _____

Count the items circle the correct number.



12 11 13



13 15 14

Fill in the missing numbers.

12 ○ 14 ○ 16


Review. Trace the numbers.

11 12 13 14

Counting to 20

Name: _____ Date: _____

Count the items and trace the number.



20

twenty

Fill in the missing numbers.

16 ○ 18 ○ 20

Review. Trace the numbers.

15

16


17

18

Counting to 40

Name: _____ Date: _____

Count the items and trace the number.



forty

Fill in the missing numbers.

30 ○ 32 ○ 34

Review. Trace the numbers.

35 36 37 38 39

Money - Pennies

Name: _____ Date: _____

Color the Penny.



front



back

Penny equals
1 cent or 1¢



How many pennies? _____

How much money?



100 Chart Count by 10

Name: _____ Date: _____

Finish filling in the 100 chart.

1	2	3	4	5	6	7	8	9	
11	12	13	14	15	16	17	18	19	
21	22	23	24	25	26	27	28	29	
31	32	33	34	35	36	37	38	39	
41	42	43	44	45	46	47	48	49	
51	52	53	54	55	56	57	58	59	
61	62	63	64	65	66	67	68	69	
71	72	73	74	75	76	77	78	79	
81	82	83	84	85	86	87	88	89	
91	92	93	94	95	96	97	98	99	

I Can Count By 10!

Name _____

Directions. Touch and count the TouchPoints in the correct order. Write the answer, and say the problem and answer quietly. Then count the objects to check your answer.

9 + 2

9 ladybugs, 2 ladybugs

8 + 2

8 flowers, 2 flowers

7 + 2

7 flowers, 2 flowers

6 + 2

6 ladybugs, 2 ladybugs

Name _____

Directions. Touch and count the TouchPoints in the correct order. Write the answer, and say the problem and answer quietly. Then count the objects to check your answer.

$$\begin{array}{r} 1 \\ + 3 \\ \hline \end{array}$$


$$\begin{array}{r} 2 \\ + 3 \\ \hline \end{array}$$

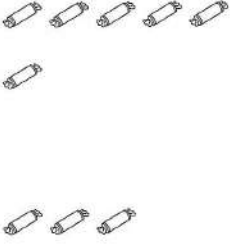
$$\begin{array}{r} 3 \\ + 3 \\ \hline \end{array}$$

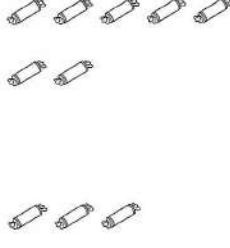
$$\begin{array}{r} 4 \\ + 3 \\ \hline \end{array}$$


Name _____

Directions. Touch and count the TouchPoints in the correct order. Write the answer, and say the problem and answer quietly. Then count the objects to check your answer.

$$\begin{array}{r} 5 \\ + 3 \\ \hline \end{array}$$


$$\begin{array}{r} 6 \\ + 3 \\ \hline \end{array}$$


$$\begin{array}{r} 7 \\ + 3 \\ \hline \end{array}$$


$$\begin{array}{r} 8 \\ + 3 \\ \hline \end{array}$$


Name _____

Directions. Touch and count the TouchPoints in the correct order. Write the answer, and say the problem and answer quietly. Then count the objects to check your answer.

$$\begin{array}{r}
 9 \\
 + 3 \\
 \hline
 \end{array}$$





$$\begin{array}{r}
 6 \\
 + 3 \\
 \hline
 \end{array}$$





$$\begin{array}{r}
 7 \\
 + 3 \\
 \hline
 \end{array}$$





$$\begin{array}{r}
 8 \\
 + 3 \\
 \hline
 \end{array}$$





Name _____

Directions. Touch and count the TouchPoints in the correct order. Write the answer, and say the problem and answer quietly. Then count the objects to check your answer.



 + 





 + 





 + 





 + 



Name _____

Directions. Touch the top number, say its name and count backward on the TouchPoints of the bottom number. Write the answer, and say the problem and answer quietly. Then cross out the number of objects you are subtracting, and count the remaining objects to check your answer.

$$\begin{array}{r} 4 \\ - 3 \\ \hline \end{array}$$



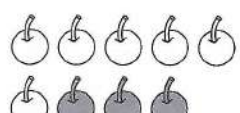
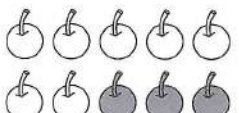

$$\begin{array}{r} 5 \\ - 3 \\ \hline \end{array}$$


$$\begin{array}{r} 6 \\ - 3 \\ \hline \end{array}$$


$$\begin{array}{r} 7 \\ - 3 \\ \hline \end{array}$$


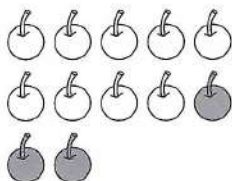


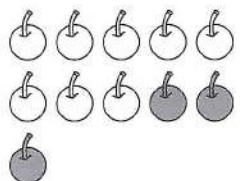
Name _____

Directions. Touch the top number, say its name and count backward on the TouchPoints of the bottom number. Write the answer, and say the problem and answer quietly. Then cross out the number of objects you are subtracting, and count the remaining objects to check your answer.

$$\begin{array}{r} 8 \\ - 3 \\ \hline \end{array}$$

$$\begin{array}{r} 9 \\ - 3 \\ \hline \end{array}$$

$$\begin{array}{r} 10 \\ - 3 \\ \hline \end{array}$$

$$\begin{array}{r} 11 \\ - 3 \\ \hline \end{array}$$



Name _____


Directions. Touch the top number, say its name and count backward on the TouchPoints of the bottom number. Write the answer, and say the problem and answer quietly. Then cross out the number of objects you are subtracting, and count the remaining objects to check your answer.


$$\begin{array}{r} 12 \\ - 3 \\ \hline \end{array}$$

$$\begin{array}{r} 8 \\ - 3 \\ \hline \end{array}$$

$$\begin{array}{r} 7 \\ - 3 \\ \hline \end{array}$$

$$\begin{array}{r} 11 \\ - 3 \\ \hline \end{array}$$



Name _____

Directions. Touch the top number, say its name and count backward on the TouchPoints of the bottom number. Write the answer, and say the problem and answer quietly. Then cross out the number of objects you are subtracting, and count the remaining objects to check your answer.

$$\begin{array}{r} 7 \\ - 6 \\ \hline \end{array}$$


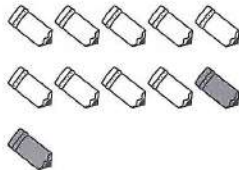
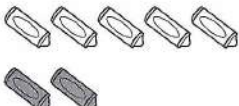


$$\begin{array}{r} 8 \\ - 6 \\ \hline \end{array}$$


$$\begin{array}{r} 9 \\ - 6 \\ \hline \end{array}$$


$$\begin{array}{r} 10 \\ - 6 \\ \hline \end{array}$$


Name _____

Directions. Touch the top number, say its name and count backward on the TouchPoints of the bottom number. Write the answer, and say the problem and answer quietly. Then cross out the number of objects you are subtracting, and count the remaining objects to check your answer.

$$\begin{array}{r} 11 \\ - 2 \\ \hline \end{array}$$

$$\begin{array}{r} 7 \\ - 2 \\ \hline \end{array}$$

$$\begin{array}{r} 4 \\ - 2 \\ \hline \end{array}$$

$$\begin{array}{r} 3 \\ - 2 \\ \hline \end{array}$$


Review a, i, o, u

Begin using with Level 8






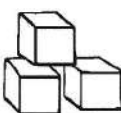





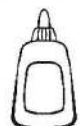




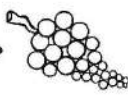






















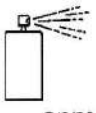















pup
cop
gum
log
nun
rot
muss
fix
dud
mug
rag
gut
hill
pal
tug
pan

sod
fun
off
six
lop
cuff
bog
sap
loss
cut
fox
pad
job
nap
boss
mix

sat
bud
jam
hat
fog
sum
sad
pox
jug
tub
lad
rap
miss
dull
gun
fuss

Beginning Sounds Chart

©www.thisreadingmama.com

b  balloon	fr  fruit	p  pig	sm  smile	wh  whale
bl  blocks	g  gum	ph  phone	sn  snake	wr  write
br  bread	gl  glue	pl  planet	sp  spoon	y  yarn
c  cat	gr  grapes	pr  pretzel	st  star	z  zebra
ch  chair	h  hippo	qu  queen	sw  swing	scr  screw
cl  clown	j  juice	r  ring	t  toe	shr  shrimp
cr  cry	k  kite	s  sun	th  thirteen	spl  splash
d  dog	kn  knee	sc  scarf	tr  triangle	spr  spray
dr  drum	l  log	sh  shoe	tw  twinkle	squ  squirrel
f  five	m  moon	sk  skunk	v  volcano	str  strawberry
fl  fly	n  nest	sl  slide	w  wing	thr  three