






Hall's Lesson Plans

January 16th – January 20th

	Monday	Tuesday	Wednesday	Thursday	Friday
7:40-8:05 Pledge, Morning Review, Calendar C.5.2.1	 <small>shutterstock · 356091257</small>	Pledge Success Maker\IXL\RTI\ Morning Review Facts Drill 2.OA.B.2	Pledge Success Maker\IXL\RTI\ Morning Review Facts Drill 2.OA.B.2	Pledge Success Maker\IXL\RTI\ Morning Review Facts Drill 2.OA.B.2	Pledge Success Maker\IXL\RTI\ Morning Review Facts Quiz 2.OA.B.2
8:05-9:15 Reading		Unit 6 Week 2 Read Aloud: “ <i>The Lion and the Man</i> ” Lesson 3 TE pg. 8-9 (students 12-13) Skill: Paraphrase and summarize key concepts; Comprehend abstract Vocab. using context clues. Vocab.: warrior, proof and moral pg. 9. Shared Reading: Day 1 TEpg.30-31 Skill: Making Connections & identify words with suffix -er. (SB pg. 12-13) Mini Lesson 6 & 8 pg 78-81 & 86 - 89. Skill: Making connections between text & personal experience & Identify, use and explain the meaning of synonyms in a text. TB pg. 79 & 87 (anchor charts) Do handouts: Skill: Reading Comp. <i>The Washing Machine Box</i> Group: On Level <u>The Turtle and the Tiger</u> SL2..2, L.2.4a,2.5.a RF. 2.4a., RI.2.1.,b;2.2; 2.6; 2.8	Unit 6 Week 2 Shared Reading: Unit 6 Week 2 Read Aloud: “ <i>The Foolish Milkmaid</i> ” Lesson 4 pg.10-11 (student book 14-15) Vocabulary: milkmaid, balanced, jealous. (pg. 11) Skill: Context clues, paraphrasing key points, summarize key concepts; use visual info. to aid vocab. comprehension. Shared Reading: Day 3 & 4 pg. 34-37 Skill: Making Connections; Reading with characterization and feeling. Read Grandfather’s Journey & Beatrice’s Goat Mini Lesson 7 Describe setting and plot elements. Skill: Describe and understand plot elements, including main events, conflict and resolution. & describe the importance of the setting in a text. TE pg. 82-85. Use Student book pg.12 Anchor chart TE.pg. 83 Read Decodable: “June at Uncle Jed’s Group: Beyond <u>Gabriela Saves the Concert</u> ” SL2..2, L.2.4a,2.5.a RF. 2.4a., RI.2.1.,b;2.2; 2.6; 2.8	Unit 6 Week 2 Shared Reading: Day 5- Be Glad Your Nose is on Your Face pg. 28-29 (student book 22-23) Skill: Poems- Read with inflection, intonation, And stress. Mini Lesson 9 &10 Skill: Identify, and describe a character’s internal and external traits in a fable; Determine the theme/message of a fable using supporting evidence. TB pg. 90-97. Use Student book pg.14-15 & Anchor chart TE pg. 95. Do handout: Skill: Synonyms Read <u>Pitch and Throw</u> <u>Grasp and Know</u> by Brian Cleary Group: Approaching <u>Picture of My Grandfather</u> SL2..2, L.2.4a,2.5.a RF. 2.4a., RI.2.1.,b;2.2; 2.6; 2.8	Unit 6 Week 2 The Blind Men and the Elephant SL2..2, L.2.4a,2.5.a RF. 2.4a., RI.2.1.,b;2.2; 2.6; 2.8

9:15-9:35 Phonemic Awareness		Phonemic Awareness: Heggerty Phonics – Oral activities week 18 pg. 52-54.	Phonemic Awareness: Heggerty Phonics – Oral activities week 18 pg. 52-54.	Phonemic Awareness: Heggerty Phonics – Oral activities week 18 pg. 52-54.	Phonemic Awareness: Heggerty Phonics – Oral activities week 18 pg. 52-54.
9:35-10:20 Spelling/Phonics		Phonics First: Lesson 3-15 Words with ea /e/ Do syllabication and dictation activities on words with – ea /e/. R.F.2.3 R.F.2.3.B R.F.2.3.C R.F.2.3.E	Phonics First: Do <i>Red Word</i> activities with the word . R.F.2.3 R.F.2.3.B R.F.2.3.C R.F.2.3.E	Do Spelling Accelerator interactive game. Do Vocabulary A-Z Cloze Sentences handout. R.F.2.3 R.F.2.3.B R.F.2.3.C R.F.2.3.E	Test on words with Lesson 3-15 Vowel Team ea /e/ Take written word and dictation test. R.F.2.3 R.F.2.3.B R.F.2.3.C R.F.2.3.E
10:20-10:50 English IXL ZZ.1-6 Adjectives		Skill: <i>Using Synonyms in Writing</i> Do flip cards whole group. Do text pg. 256-257 independently. L.2.5.C L.2.6	Extra Practice pg. 258 whole group. Do wb. 68-69. L.2.5.C L.2.6	Skill: <i>Adjectives for Size and Numbers</i> Discuss 271-272 whole group. Do wb.71-72 independently. IXL VV.2 L.2.1 L.2.1B,H L.2.2.A L.2.3	Enrichment: Tara Rainey
10:55-11:15 Recess 11:15-11:45 Lunch	10:55-11:15 Recess 11:15-11:45 Lunch	10:55-11:15 Recess 11:15-11:45 Lunch	10:55-11:15 Recess Duty 11:15-11:45 Lunch	10:55-11:15 Recess Duty 11:15-11:45 Lunch	10:55-11:15 Recess Duty 11:15-11:45 Lunch
11:45-1:02		Go Math Lesson 5.6 <i>Practice 2-digit Subtraction</i> Do pgs. 347-350 whole group practice. Do pgs. 351-352 independently. 2.NBT.B.5 2.NBT.B.7	Go Math Lesson 5.7 <i>Rewrite 2-digit Subtraction</i> Do pgs. 353-356 whole group. Do pgs.357-358 Independently. IXL – H.4-6 2.NBT.B.5 2.NBT.B.7	Go Math Lesson 5.8 <i>Add to Find Differences</i> Do pg. 359-362 whole group. Do pgs. 363-364 independently. IXL – H.4-6 2.NBT.B.5 2.NBT.B.7	Go Math Lesson 5.9 <i>Problem Solving-Subtraction</i> Do pg. 365-368 whole group. Do pgs. 369-370 independently. IXL- H.9 2.OA.A.1
1: 02-1:32 Science 1:22-1:32		Mystery Science: Biodiversity & Classification Do activity <i>How many different kinds of animals are there?</i> Homework: <i>The Camel</i> RL.2.1 RI.2.1 RI.2.2	Lesson 2.1 <i>Birds and Mammals</i> Watch BrainPOPjr. video <i>Mammals</i> . Read A36-A39 whole group. Do wb. 10-11 independently. 2.LS.2.2	Lesson 2.2 <i>What are reptiles, Amphibians, and Fish?</i> Watch BrainPOPjr. video <i>Fish</i> . Read and discuss A40-A47 whole group. Do wb. 12-13 independently. 2.LS.2.2	Reward Movie/Popcorn for MAP test.
1:32-1:47 Recess		Recess	Recess	Recess	Recess
1:47–2:29 Special Class		P.E.2 C. Marty	Music C. Thomas	Library L. Ketchum	Art B. Loter
2:29 – 2:45 Handwriting		Practice cursive letter <i>i</i> handout 33. L.2.1.K	Practice cursive letter <i>u</i> handout 34. L.2.1.K	Practice cursive letter <i>e</i> handout 35. L.2.1.K	Scholastic New Article: Do online articles <i>One Cool Cat</i>
2:45-3:00		Read <i>Little House on the Prairie</i> by Laura Ingalls Wilder.	Read <i>Little House on the Prairie</i> by Laura Ingalls Wilder.	Read <i>Little House on the Prairie</i> by Laura Ingalls Wilder.	Read <i>Little House on the Prairie</i> by Laura Ingalls Wilder.
3:10 Bus	3:10 Bus	3:10 Bus	3:10 Bus	3:10 Bus	3:10 Bus