

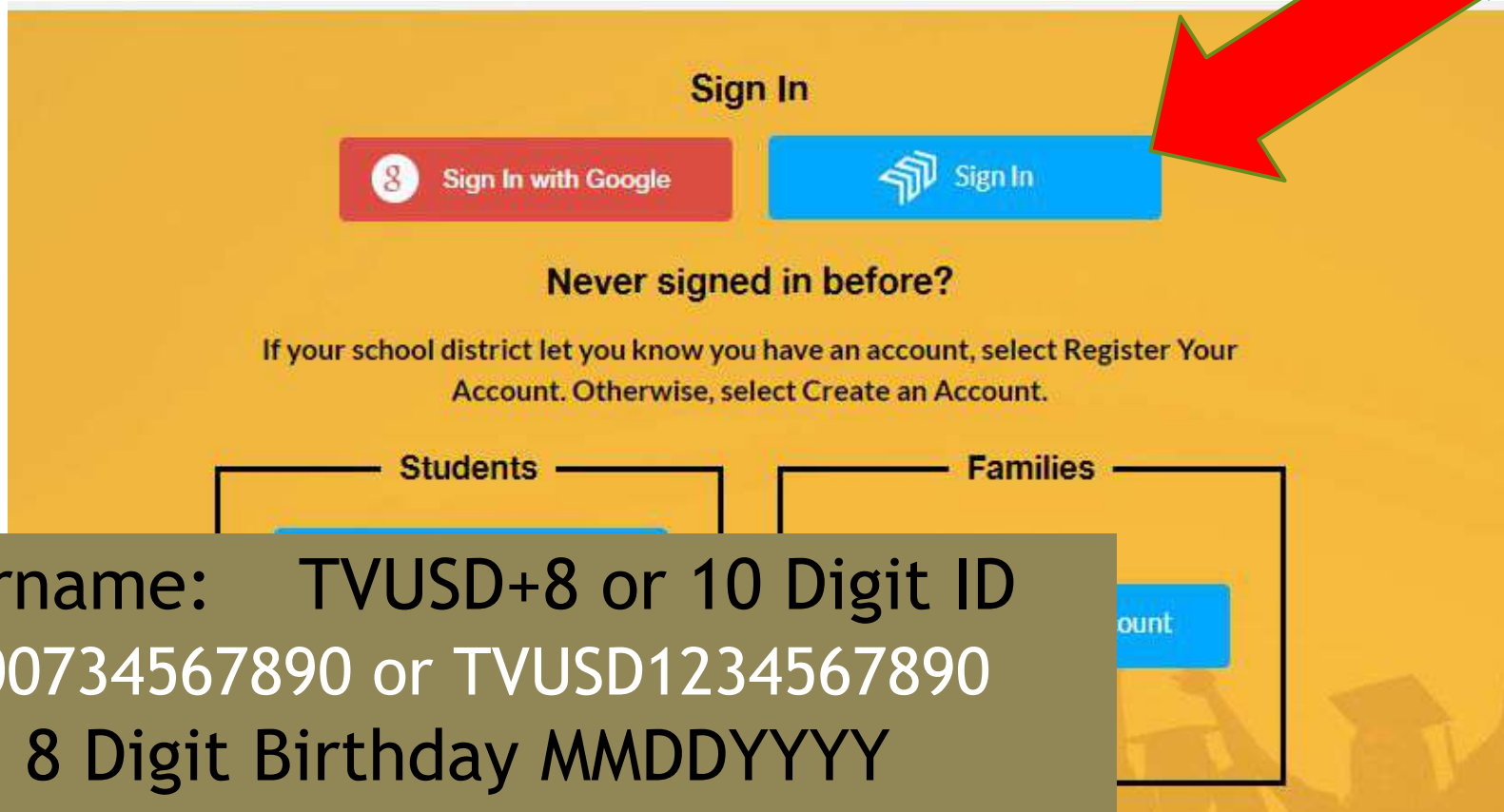
Grade 6 CCGI Lesson

Lesson 6.1 Welcome to CCGI
October 2019

- Go to Californiacolleges.edu
- Click on the Lock at the top right hand corner



Click on **Sign In**



Email/Username: TVUSD+8 or 10 Digit ID
Ex. TVUSD00734567890 or TVUSD1234567890
Password: 8 Digit Birthday MMDDYYYY
Ex. 04112003

Navigate to **College** at the top.
Then, select **College Search Tool**.

The screenshot shows the California Colleges.edu website. The top navigation bar includes the logo, the text "CALIFORNIA COLLEGES.edu DISCOVER. PLAN. LAUNCH.", and links for "College", "Career", and "Financial Aid". A search icon and a lock icon are also present. A dropdown menu is open under "College", listing various options. A red arrow points to the "College Search Tool" link. The bottom navigation bar includes links for "Middle School Students", "High School Students", "College Students", "Families", and "Educators".

CALIFORNIA COLLEGES.edu
DISCOVER. PLAN. LAUNCH.

College Career Financial Aid

College Exploration
[College Search Tool](#)
College Options in California
Systems of Higher Education

Major Exploration
Major Search Tool
Your Program and Major Options

Apply To College
Application Types Overview
The College Application Process
California State University Application
California Community Colleges Application
University of California Common Application


After You Apply
The Waiting Game
Admissions Decisions
Getting Ready to Go
College Basics

Middle School Students High School Students College Students Families Educators

<https://www.californiacolleges.edu/#/search>

Type “Los Angeles” or another city name into the search bar (long white text box) and hit Search

College Search Tool
Find colleges in California and across the country based on what is important to you.

 National Search California Only Search

Field of Study
Program
Major
State
Specialty Schools
Campus Activities

Degree Options

Certificate Programs Associate Degrees (A.A. or A.S.)
 Bachelor Degrees (B.A. or B.S.) Graduate Degrees (Ph.D., M.D., J.D.)

Application Type

CCCApply Application
 CSU Application
 UC Application
 Common App

Type of Environment **Size**

You Can Also Select the Other Boxes to Narrow Your List of Colleges

The image shows a screenshot of a college search filter interface. On the left, there is a vertical sidebar with seven dropdown menus: 'Biological and Biomedical Science', 'Program', 'Major', 'State', 'Specialty Schools', 'Campus Activities', and 'Teams & Recreational Sports'. The main area is divided into several sections with checkboxes:

- Degree Options:**
 - Certificate Programs
 - Bachelor Degrees (B.A. or B.S.)
 - Associate Degrees (A.A. or A.S.)
 - Graduate Degrees (Ph.D., M.D., J.D.)
- Application Type:**
 - CCCApply Application
 - CSU Application
 - UC Application
 - Common App
- Type of Environment:**
 - Rural (e.g. Farmersville, CA)
 - Suburban (e.g. Albany, CA)
 - Town (e.g. Pomona, CA)
 - City (e.g. Los Angeles, CA)
- Size:**
 - Small (up to 5,000 students)
 - Medium (5,000 - 15,000 students)
 - Large (15,000 - 30,000 students or more)


*Scroll through the list

*Sort list by clicking on arrows in the columns



College Name	Acceptance Rate	Institution Type	Size	Favorite
American Academy of Dramatic Arts-Los Angeles	77%	Private not-for-profit, 2-year	303	
Antioch University-Los Angeles	N/A	Private not-for-profit, 4-year or above	736	
California State University-Los Angeles	64%	Public, 4-year or above	27,827	

Save Colleges You Like with a

- ▶ Notice the heart icons in the **Favorites** column (far right). You will see this  icon when you search for colleges, careers, majors, and scholarships.
- ▶ When you find colleges you like and want to save them, click on the heart icon.
- ▶ It will save to your **My Plan**.
- ▶ **Try it with any of the colleges from your search.**
- ▶ You can delete a college from your **My Plan** by clicking on the heart.

Explore! Explore! Explore!

- ▶ Find out about colleges by clicking on the College Name and opening the factsheet.
- ▶ Review all the tabs.
- ▶ Next, go back to the top of the page and hover over **Career**, and then select **Career Search Tool**.
- ▶ Type “Teacher” into the long white text box and click **Search**. The **Career Search Tool** results list works just like the **College Search Tool** results list. Click on the name of a career to see the career factsheet.
- ▶ Now, take a few minutes to navigate the platform on your own. See if you can find and use the **Major Search Tool**, and also find one fact about financial aid.



What You Need to Know in Middle School

- ▶ Find the magnifying glass in the upper right hand corner
- ▶ Type in **“What You Need to Know in Middle School.”** Once you get to the page, take a few minutes to read it.
- ▶ Discuss with a partner or as a whole group: Did you learn something new? What did you learn?



Go back to the top and select
“My Plan” then, “My Journal”

The screenshot shows the top navigation bar of the California Colleges.edu platform. The logo on the left reads "CALIFORNIA COLLEGES.edu" with the tagline "DISCOVER. PLAN. LAUNCH." below it. To the right of the logo is a navigation menu with the following items: "My Plan", "College", "Career", and "Financial Aid". A red arrow points from the logo area to the "My Plan" link. Below the navigation bar is a "My Tasks" section with a dark background and white text. To the right of this section is a dropdown menu that is open, listing several options: "Academic Planner", "My College Plan", "My Career Plan", "My Financial A...", "My Goals", "My Journal", "My Experiences", and "My Documents". A red arrow points from the "My Journal" option in the dropdown menu to the "My Journal" link in the navigation bar. Below the "My Tasks" section is a "Your Activities" section with a blue header and a table. The table has two columns: "Mark When Completed" and "Task". The "Mark When Completed" column contains a dropdown arrow. The "Task" column contains the text "Welcome to CaliforniaColleges.edu: Platform Exploration".

CALIFORNIA COLLEGES.edu
DISCOVER. PLAN. LAUNCH.

My Plan College Career Financial Aid

My Tasks
Stay on top of deadlines and activities to help plan for career and more. Read about tips for using your Task list [here](#).

Academic Planner
My College Plan
My Career Plan
My Financial A
My Goals
My Journal
My Experiences
My Documents

Your Activities Current Tasks

Mark When Completed	Task
	Welcome to CaliforniaColleges.edu: Platform Exploration

On the Left, under
Search for and Select **Question #1**,
Click **Add Response** to answer
the question



#1: What is the purpose of this platform? How can you use it to help you plan your future?

Add Response





In Closing...

- ▶ Remember your username and password
- ▶ Take some time to check out and explore the Californiacolleges.edu Website
- ▶ Continue researching careers and colleges
- ▶ Tell your parents about this great resource








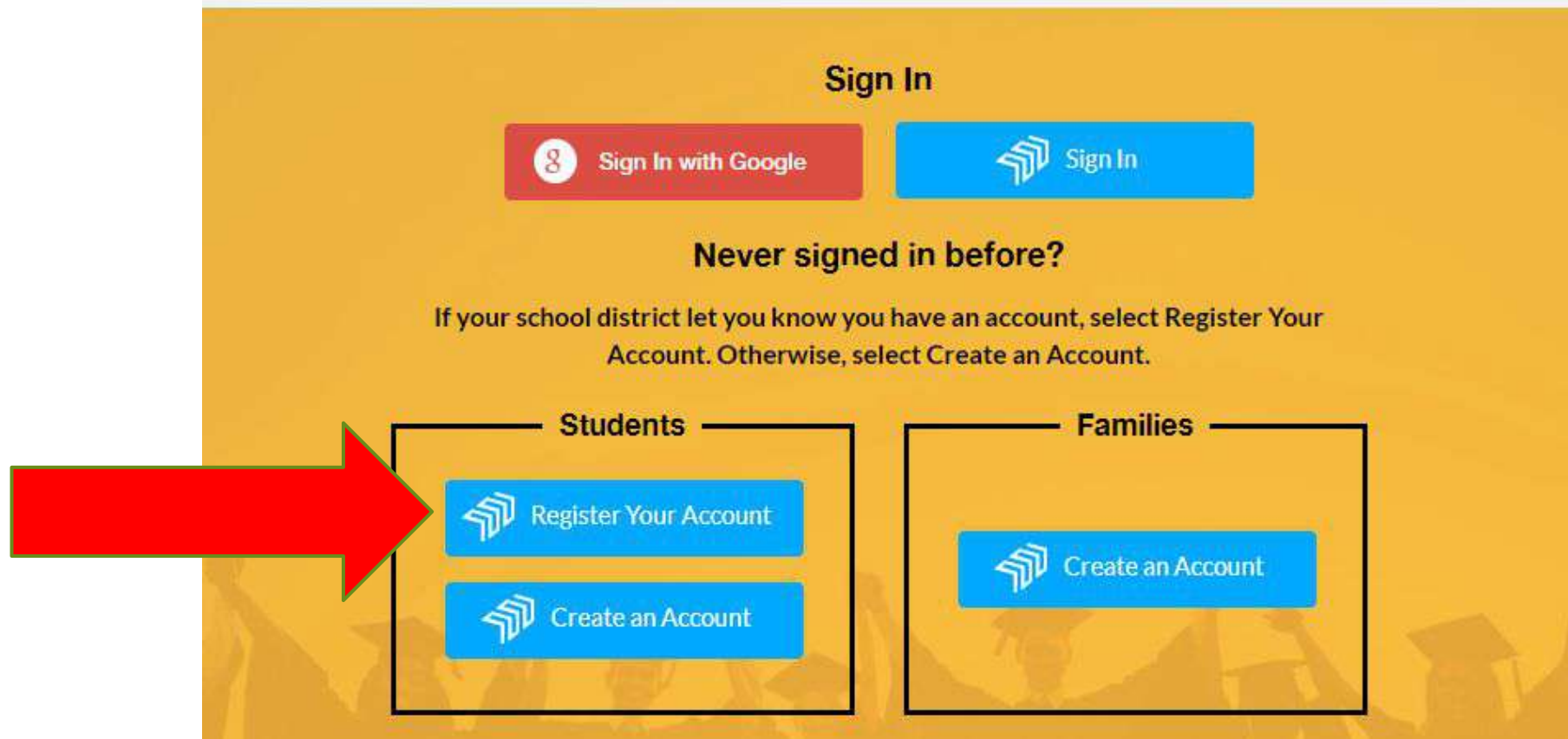


**Following Instructions
is for Students Who
Don't Have a CCGI
Account**



- ∞ Go to www.californiacolleges.edu
- ∞ Click on the **icon** that looks like a lock



Click on **Register Your Account** under **Students**




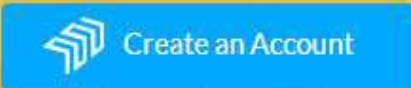
Sign In


Never signed in before?

If your school district let you know you have an account, select Register Your Account. Otherwise, select Create an Account.

Students

Families



A large red arrow points from the left towards the 'Register Your Account' button in the 'Students' section.

Answer Questions

Register/Create an Account

What is the name of your school district?

What is the name of your school?

Student Id

Enter your first name as it appears on your school transcript

Enter your last name as it appears on your school transcript.

What is your date of birth (MM/DD/YYYY)

[Next](#)

[Back](#)

USE FOLLOWING INFORMATION:

School District: Temecula Valley Unified

Name of School: Margarita Middle

Student ID: Your 8 or 10 digit ID

Birthdate: MM/DD/YYYY

Questions Transition to 4 Questions

College Career Financial Aid

Register/Create an Account

Temecula Valley Unified

Margarita Middle

8 or 10 Digit Student ID

Birthday
xx/xx/200x0


Next

Back


Click on Sign Up with Email but use below format

College Career Financial Aid


Create an Account

 Sign Up with Google

OR

 Sign Up with email

[Back](#)



Username: TVUSD+8 or 10 Digit ID
Ex. TVUSD00734567890 or TVUSD1234567890
Password: 8 Digit Birthday MMDDYYYY
Ex. 04112003