




Welcome Families!



West Linn-Wilsonville K12 Online Program
Primary Level



**Who
Are We?**

Our Staff

Leadership Team

Director, Carolyn Miller

Assistant Director for Primary Level,

Jules Laaperi

School Counselor, Katie Flaker

Our Staff

Grade K-2 Classroom Teachers

Kindergarten

Laura Flach
Hannah Hall
Karen Piuggi
Judy Rodrigues

First

Diane Crystal
McKenna Johnsen
Tiffany Jones
Brooke Murphy
Mary Renne

Second

Jessica Orth
Ashley Pfau
Tracie Reed
Inga Rosenau
Dorothy Valentine
Angie Wise



Our Staff

Grade 3-5 Classroom
Teachers

Third

Kelly Almon
Erin Hinshaw
Lizzie Horman
Lindsey Manlove
Laura Tanji

Fourth

Kristen Chancellor
Jackie Fuller
Sarah Long
Mike Quisling
Laura Zimmer

Fifth

Travis Bullard
Jean Fox
Karena Marcum
Julie Zuercher
Celeste Darling



Our Staff

Student Services

Michelle Bonham
Abby Cyman
Heidi Guadagni
Katie Madson
Jennifer Ziolko (SpEd IC)



Our Staff

Paraeducators

Special Education

Eman Badwan

Laurie Harwood

Allyson Pierce

Mentors

Lori Corrigan

Kathy Krueger

Jodi Hubbard

Kathy Walker



Our Families

We need you!

Boeckman Creek Primary

Bolton Primary

Boones Ferry Primary

Cedaroak Park Primary

Lowrie Primary

Stafford Primary

Sunset Primary

Trillium Creek Primary

Willamette Primary

Athey Creek Middle School

Meridian Creek Middle School

Rosemont Ridge Middle School

Wood Middle School

Arts & Technology High School

West Linn High School

Wilsonville High School

The Numbers

760+ Primary Students

450+ Middle School Students


415+ High School Students

Primary class size range from 23-31



Courses: Core

- **English Language Arts**, broken down into components like handwriting and writing, vocabulary, literature and comprehension at K-2.
- **Mathematics**
- **Social Studies/History**
- **Science**



Courses: Electives

- **World Language: Chinese, Spanish & French (German grades 3-5)**
- **Art**
- **PE**
- **Spotlight on Music**



The Day

Class Meetings

Community building, social emotional learning & school skills lessons

English Language Arts & Mathematics

Short live lessons and small groups

Social Studies & Science

Launch to units or lessons periodically

The Day

Optional Social Activities

Facilitated by teachers

Optional Elective Courses

Completed as an independent study, there are no live lessons

Family Enrichment

Families/groups are encouraged to create their own learning experiences!

Daily Schedule

Live lessons will follow a specific schedule, always between the hours of 9:00 AM and 2:00 PM

Teachers will meet with each family the first week of school to better understand the needs of the student and their family

Students may complete the learning tasks in the way that works best for them and their family

While we are offering a six-hour day of content, many students will not use that much time, or they may choose to use more



















What matters most, is that students make progress in their courses



Lesson Dashboard

The Sun icon indicates that the lesson is scheduled for today. Click the course name to go directly to the lesson.

LESSON SHORTCUTS

-   Math Plus Orange
-   Language Arts Orange | Handwriting
-   Language Arts Orange | Literature and Comprehension
-   Language Arts Orange | Spelling
-   Language Arts Orange | Vocabulary
-   Language Arts Orange | Writing Skills
-   Science 2
-  Math 2
-  History 2
-  Art 2
-  Beginning 2 Music



Student Services

Ensuring Access for All

Accessibility & Learning Supports



Built in translator

Text to speech

Chunked content

Embedded academic vocabulary definitions

Additional practice through Stride

Use of district tools and curriculums like CoWriter

And more!



Supplemental Resources: Stride

“

Stride is an online, adaptive game-based learning platform for math, reading, language arts and science that is accessible 24/7 on tablets, PCs, and Macs.

”

Tools

Newrow

Materials Kits

Chromebooks

Learning Coach

Learning Coach

Can be a parent or guardian, sibling or caregiver.
Learning Coaches are not teachers—they are responsible for supporting access to student learning.

Engage

A support site for Fuel Ed users/
Learning Coaches

Supporting Access

Create effective learning environments
Ensure attendance & participation
Support engagement in learning activities
Monitor progress
Collaborate with the teacher

Attendance*

Attendance includes both participation in class activities and interaction with a licensed or registered teacher during a school day or interactions with educational assistants and paraprofessionals through teacher-designed and facilitated processes. Interaction can be evidenced by any of the following or reasonable equivalents:


- Participating in a video class
- Communication from the student to the teacher via chat, text message, communication app or email
- A phone call between the teacher or educational assistants/paraprofessionals and the student, or, for younger students, with the parent or guardian of the student
- Posting completed coursework to a learning management system or web-based platform or via email or turning in completed coursework on a given day.

When there is no evidence of student interaction during a 24-hour period surrounding a scheduled school day as described, students are reported as absent for the day (grades K-5/ self-contained) or class (grades 6-12/ individual subject).

Grades K-5: Attendance must be taken at least once per day for all students enrolled in school

Grades 6-12: Attendance must be taken at least once for each scheduled class that day for all students enrolled in school


**Per Oregon Department of Education Ready Schools, Safe Learners Guidance for Comprehensive Distance Learning*



Attendance

What is most important:

- We hear from you. We need to know that our students are okay, and are receiving the supports they need.
- Students must make progress in their courses.



Getting Started: The First Weeks of School



You and your child will meet with your teacher, who will learn about the specific needs of your child, and make an initial plan for fall.



You will receive via the Listserve and email specific links to the activities for the week. We will initially be using Zoom for live interaction.

A short introductory course will be assigned to your child to complete.





Our
Webpage

Things to Remember

The K12 Online Program is our district program. We will use the Fuel Education OLS platform and curriculum, but we are not part of their OLS.

It will take at least a month to get into a groove. Be patient!

You are your child's best advocate. If something isn't working for them, contact your child's teacher.

Take it slow and prioritize. Your child's physical and emotional health comes first.

In primary school, mathematics and language arts are the greatest priority. The arts and sciences give these priorities meaning.

Feel free to change it up. The Online Program is based on flexibility in how students learn, and when and where.

Most important, we are in a pandemic. Nothing is normal in children's lives right now. If a more structured day supports your child, do it. If a more free-flowing day supports your child, do it. Don't feel you're stuck if something's not working.



What we need, very often, more than anything else, is a “grace” with one another. This grace comes from understanding how difficult this business is, and from making the very best assumptions about people and their desire to change, understanding the reality of past experience and the culture so often in place. It is hard to make these changes, and we will never get it right at the very beginning...It is the giving of grace to one another that very often allows us to move through the early sticking moments and gather enough momentum to stay the course.

Grace

Questions?

CREDITS: This presentation template was created by [Slidesgo](#), including icons by [Flaticon](#), and infographics & images by [Freepik](#)