

Kindergarten Readiness Packet



Created by: Heather Cartwright

Language/Reading

Below are a list of skills that your child should know/be familiar with upon entering Kindergarten to ensure their success.

- Answer general questions about books that are read to them
- Retell familiar stories (The Three Little Pigs, Nursery Rhymes)
- Recognize environmental print (McDonald's "M", Disney logo, etc...)
- Be familiar with a variety of books (Nursery Rhymes, Dr. Seuss books, Eric Carle, Books with repetition, etc..)
- Know that the author write the book and an illustrator draws the pictures
- Be familiar with the parts of a book (front cover, back cover, etc...)
- Recognize the difference between uppercase and lowercase letters

Language/Reading

Below are a list of skills that your child should know/be familiar with upon entering Kindergarten to ensure their success.

- Can write their name (Beginning with a capital letter and spelled correctly)
- Know that you read from left to right, top to bottom, and page by page
- Understand that letters make words and words make sentences separated by spaces
- Know that each letter makes a different sound
- Recognize common sight words (the, a, I, am)
- Sing the ABC's

How to make sure your child loves to read...

Read, Read, Read! Read as much to your child as possible. Try different stories so that he/she may find a favorite type of book



Even if your child is not reading the correct words, praise them for attempting to read!

Let your child follow the words that you read with their finger.

Ask simple questions after a story has been read. (What was the story about? Who was in the story?)

Don't force them to read words that are too hard. Help by modeling how to sound a word out.

Recommended Reading List

These books have many sentences which are repetitious, giving children confidence in their reading.

The Cat in the Hat by Dr. Seuss

Green Eggs and Ham by Dr. Seuss

Brown Bear, Brown Bear What Do You See? by Bill Martin, Jr.

Goodnight Moon by Margaret Wise Brown

The Very Busy Spider by Eric Carle

Tikki Tikki Tembo by Arlene Mosel

Chicka Chicka Boom Boom by Bill Martin, Jr.

LMNOPeas by Keith Baker

More Skills to Help your Child become the BEST Kindergartener

The skills listed below are for your child if he/she has mastered everything in this packet and you would like more advanced skills to practice...

Skill:	Example:
Rhyming Words	Cat, hat, bat
Consonants	Any letter that is not a vowel
Vowels	a, e, I, o, u
Punctuation	Period Question Mark Exclamation Mark
Sentence Features	Every sentence begins with a capital letter and ending with a punctuation mark.
Noun	Person, place, animal, or thing (mom, park, dog, pen)
Verb	Action words (hop, jump, sit, stand)
Beginning, Middle, and Ending Sounds	Only 3 letter words: Dog, cat, mop, gum
Recognize number	Write from 1-100
Skip Count	Count by 5's and 10's to 100
Simple number sentences	Know that + means to add Know that - means to take away


Directions: Write the letter that the picture starts with on the line.



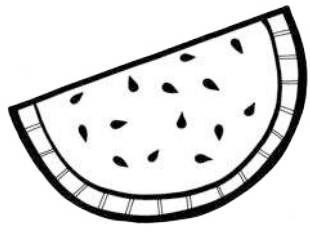

















Directions: Practice writing your alphabet on the line.

A

B

C

D

E

F

G

Directions: Practice writing your alphabet on the line.

H

I

J

K

L

M

N

Directions: Practice writing your alphabet on the line.

O

P

Q

R

S

T

U

Directions: Practice writing your alphabet on the line.

V

W

X

Y

Z

a

b

Directions: Practice writing your alphabet on the line.

c

a

e

f

g

h

i

Directions: Practice writing your alphabet on the line.

j

k

l

m

n

o

p

Directions: Practice writing your alphabet on the line.

a

r

s

t

u

v

w

Directions: Practice writing your alphabet on the line.

X

Y

Z

Extra lines for practice

Directions: Practice writing your **first** name on each line.

Directions: Practice writing your **last** name on each line.

Handwriting practice lines consisting of 10 sets of three horizontal lines (top solid, middle dashed, bottom solid) for writing the last name.

Ask your child to identify each lowercase letter.

h	d	m	f	j
l	a	g	i	c
e	y	n	b	r
p	a	s	v	o
x	t	w	u	z
k				

Color the b's green. Color the d's yellow.

b d b b d
b b d b d
d d b d d
b b b d b
d b d b

Ask your child to identify each uppercase letter.

S	M	E	P	L
Q	B	H	F	C
W	R	A	U	Y
G	V	T	K	N
X	D	O	I	Z
J				

Ask your child to identify each letter sound.

h	d	m	f	j
l	q	g	i	c
e	y	n	b	r
p	a	s	v	o
x	t	w	u	z
k				

Circle all the vowels (a, e, i, o, u) below.

e o f v e
g w
p a o e f
o k e i h t
i r n y a
u s a b i b o
i r e u i
m u j u m

Match the uppercase letter to the lowercase letter.


A	k
D	f
K	p
F	a
P	d

U	w
I	f
K	u
W	q
Q	i

Y	n
B	e
E	c
N	b
C	y

J	t
H	e
M	j
T	h
Z	m

Look at the book below. Follow the directions.



Circle the title.

Draw a square around the author.

Circle the illustrator with a blue crayon.

Label the front cover.

Label the back cover.

Draw a line to the words that rhyme.

net




hit




sun



pig



hop



dog



pit



dig




wet



top




bun
bun





log



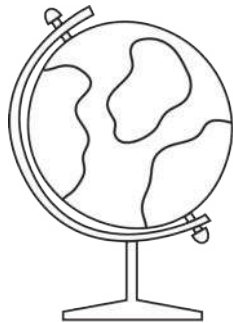

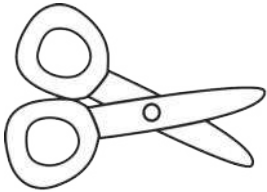
Circle the pictures that begin with /c/




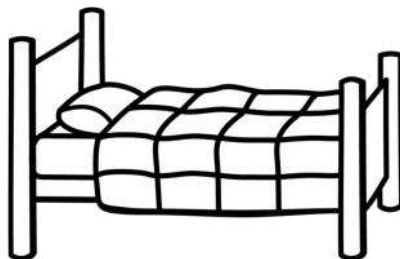


Circle the pictures that begin with /g/



Circle the pictures that begin with /s/



Circle the pictures that begin with /b/



Below are sight words that you can cut out and use as flashcards.

am

the

is

for

it

be

Below are sight words that you can cut out and use as flashcards.

me

can

my

to

do

see

Math

Below are a list of skills that your child should know/be familiar with upon entering Kindergarten to ensure their success.

- Count from 0 to 30 in the correct order
- Recognize numerals 0-10
- Count objects up to 5
- Recognize simple patterns
- Understand measurement (when given a picture of a giraffe and a dog, your child should be able to tell you that the giraffe is taller than the dog)
- Recognize circle, triangle, and square
- Make simple drawings with shapes (use a square and a triangle on top to create a house)

Practice writing your numbers on the lines provided.

1

2

3

Practice writing your numbers on the lines provided.

4

5

6

Practice writing your numbers on the lines provided.

7

8

9

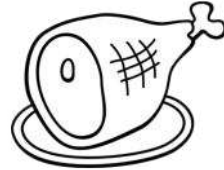
Practice writing your numbers on the lines provided.

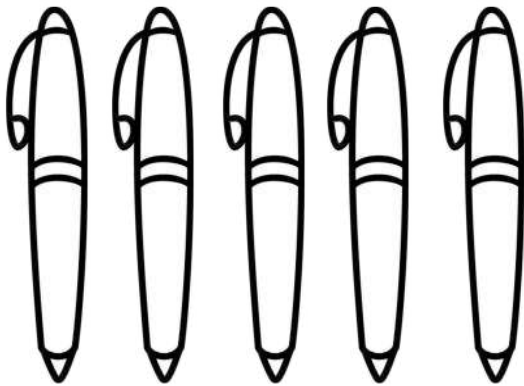
10


Extra lines for practice

Count how many pictures and write it on the line.










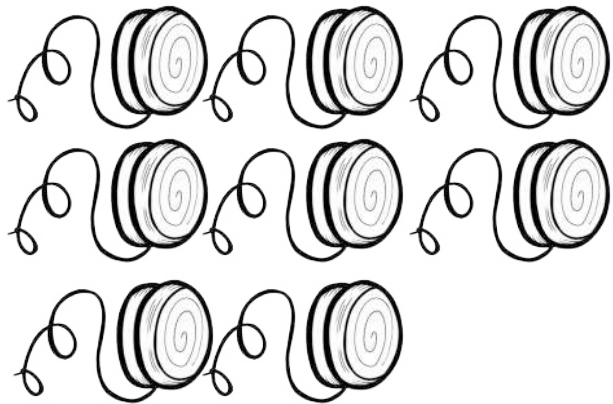


Count how many pictures and write it on the line.









Count how many apples and write it below. Write how many in all.



+



=

+

=



+



=

+

=



+


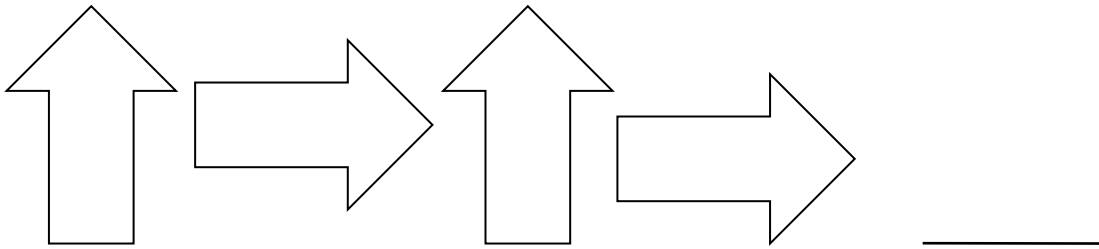
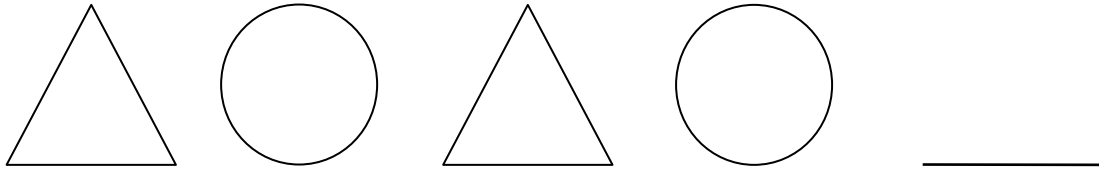


=

+

=

Finish the pattern.



Color the left hand blue.



Color the right hand red.



Color the box with the color that is written.

blue

green

yellow

red

brown

pink

orange

purple

black

Thank You!!

I hope this packet has helped make sure your new students are ready for kindergarten. Please follow my store for more resources to use in your classroom.



If you have any questions, comments, or suggestions please let me know! My email is heathercartwright@gmail.com.

Thanks, again!

Heather Cartwright

Props Go to...

Cara Carroll's Fonts
Scott Foresman's Reading Street
Lettering Delights

