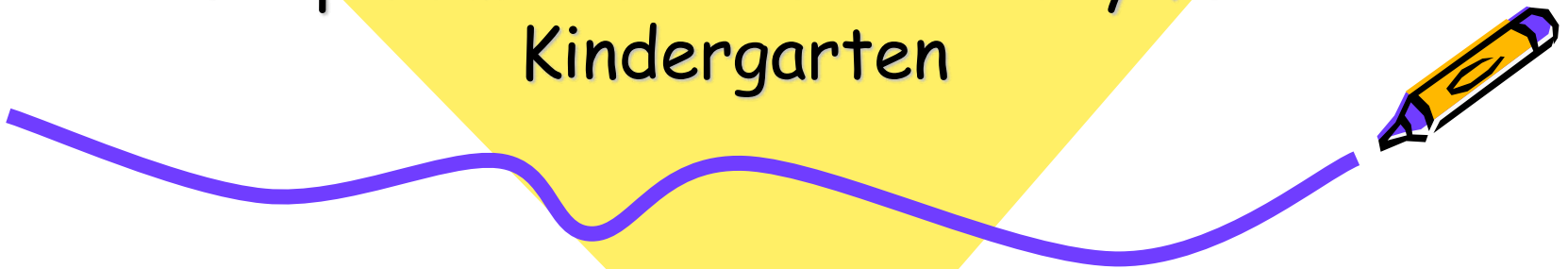




Kindergarten Orientation

Help Your Child To Be Ready for
Kindergarten




Welcome!

- Soon, you and your child will be coming to school for Orientation. The following slides will provide information about what will happen at your assigned appointment time. We are all looking forward to meeting you and your child!




Why do we have Kindergarten Orientation?

- To assess developmental skills that support learning
- To learn students' strengths & needs
- To help us plan our curriculum and set up groups with varied strengths
- To make recommendations to work on over the summer
- To give parents the opportunity to meet school faculty and ask questions




Who meets with your child?

- Kindergarten teachers
- Speech Therapist
- Occupational Therapist
- Physical Therapist
- School Nurse



Details!




- At Castleton Elementary School
- Appointment lasts about one hour
- Please be on time-we need to stay on schedule
- Please do not bring other children
- Have your child wear SNEAKERS!



What to Bring?

- Anything the office or nurse is still waiting for... birth certificate, residency, health forms, immunizations...
- Watch for a mailing to come home soon. Bring completed parent questionnaire to orientation.



What happens at orientation?



- We take a picture with you & child
- We see about 5 students per hour
- Children rotate through 5 stations
- Parents meet as a group with a Kindergarten teacher
- Parents meet individually with school nurse



Orientation Stations



Table Play:

A chance for your child to meet with a Kindergarten teacher and other children. Children become more comfortable and meet a couple of new friends.



Orientation Stations



- Nurse's Station:

Child meets the school nurse and has a vision and hearing screening.



Orientation Stations




- Motor Station:
- Children must wear sneakers
 - Catching, jumping, hopping, skipping
 - Building with blocks
 - Cutting, copying, writing name




Orientation Stations

- Concepts Station:
 - Colors
 - Counting
 - Position words
 - Shapes



Orientation Stations

- Language Station:
 - Speech Articulation
 - Naming nouns and verbs
 - Problem Solving
 - Rhyming and I Spy
 - Letters and Sounds



After Orientation?



- A follow-up mailing about a week later
- Don't worry if mailing includes suggestions for summer activities!
- Orientation results do not prevent your child from starting Kindergarten!



Get Ready for Kindergarten in September!




- The following slides will provide information that will help your child to be successful both academically and socially as they begin their school career.



Your child should be...

- Physically healthy (immunizations, vision and hearing screening)
- Well rested (10-12 hours of sleep)
- Well nourished (daily breakfast, nutritious variety of food groups)




Encourage your child to...

- Be attentive with eyes and ears
- Follow 2 and 3 step directions
- Play cards and board games (follow directions, take turns, winning isn't everything)
- Get along with and play with other children

Stay seated during meals



Your children should experience...



- Some separation from parents (i.e. preschool, summer day camp)
- Socializing with small groups of children (play dates, library programs)
- Wide variety of illustrated literature that you read to them-SO important!

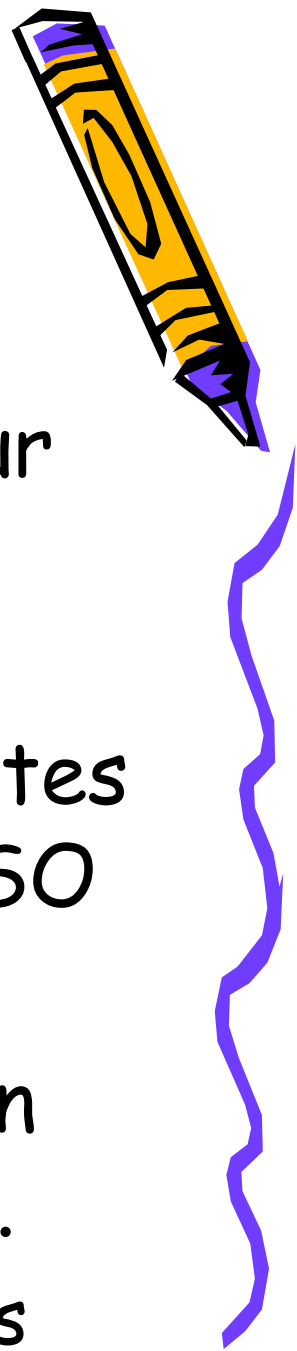


Build necessary small and large motor skills...

- Limit time on electronics (Tablets, iPads, Smartphones, Computers & TV)
- Cut, trace, write, draw & color
- Build with blocks
- Put together puzzles
- Mold with clay and play dough
- Run, jump, hop and skip




Work on quality communication...



- Interactive conversations with your child about activities, nature, and problem solving
- Read to your child at least 10 minutes a day, at least 5 times per week—SO important!
- Converse about books read—fiction and non-fiction, favorites, etc.
- Visit the Library, borrow & own books




Teach your child self-care skills...



- Learn how to blow nose and dispose of tissues
- Wash hands regularly
- Toilet routines
- Dress and undress self (button, snap, zip, tie, hang up coats...)
- Take care of own belongings, clean up after self



Help your child to be independent...




We think we can do it better and quicker BUT...

Our children won't improve unless we give them time and practice!

Start now because...






- There are time limits at school
- In a class of 20+, someone won't be right there to:
 - put on their coat and boots
 - zipper their book bag
 - clean up after their snack
- They can do it... and they are proud when they do!!!



Social experiences help build social skills...



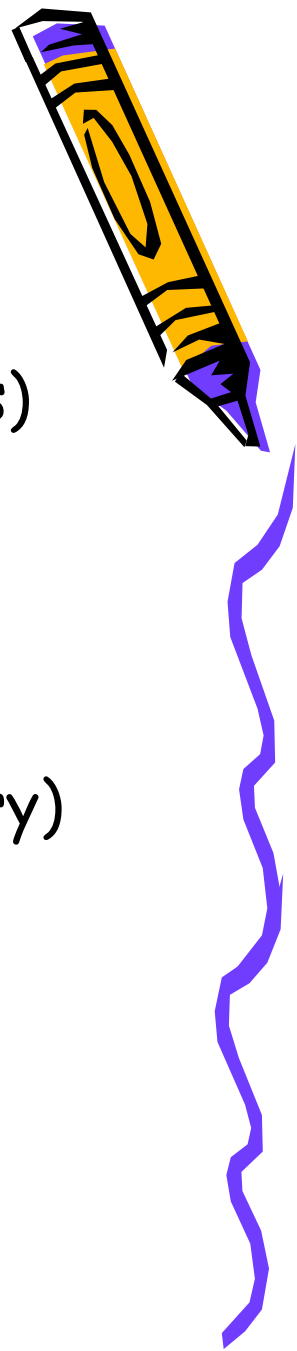
- Play with other children in small groups
- Practice politeness (please, thank you, don't interrupt, inside voice)
- Expect respectful attitude & tone
- Encourage kindness and helpfulness
- Have rules, be consistent, & follow through
- Encourage your child to take responsibility for their actions-accept consequences



A Sample Kindergarten Day...

- Attendance, Lunch Count, Calendar, Weather
- Morning Meeting (Message, Sharing, Directions)
- Rotating Centers for English Language Arts
(Reading, Writing, Listening and Speaking)
- Snack
- Lunch and Recess
- Specials (Art, Music, Physical Education, Library)
- Math
- Integrated Social Studies and Science

(This is a sample schedule. Activities and the sequence vary.)



Final Thoughts...

If you have any questions about orientation, please call the CES office at 732-7755.

We look forward to meeting with you and your child!

Thank you!

The Kindergarten Team

