

KINDERGARTEN

BACK TO SCHOOL NIGHT!



Thank-you for coming tonight! Through this presentation, I hope that we will answer any questions that you may have about the year in Kindergarten.



ARRIVAL:

The children will enter through the gym doors between 8:40 – 8:55 for AM and 12:50 for PM. Parents driving their children, should park in the lot and drop off children by the side, gym doors.

The children will travel in a line to their classroom to begin their day. They will need to arrive each day with a backpack and folder to carry their belongings.



In the classroom:

Once in the classroom they will find their assigned seat (seats will change monthly), unpack their backpack. They will be **asked** at this time if they have any mail for the teacher or office. It is their responsibility to hand in the mail. We will not check the inside of anyone's backpack. If you send in a note, **please** remind your child to hand it in to the teacher.



READY TO BEGIN THE DAY:

Children will be asked to:

1. Hang up their coat and backpack.
 - a. Please label all jackets and coats
 - b. Please dress your child in a coat they can zip or button on their own – (same in winter)

Please provide a proper sized backpack (one the can hold their folder, snack, and projects made that school day)

2. Children will select their drink for the day (or they may bring one from home, please just make sure your child can open the drink on their own), say the flag salute, and take attendance.



Calendar:

At this point in our day we go over these things.

THE MONTH

THE DAY

THE YEAR

THE SEASON


THE WEATHER

It is helpful to your child if you would review these skills with them at home, especially if they are the leader.



Reading Program:

- identify the name and the sound of all letters
- identify pictures, objects, and words that begin with each sound
- identify upper and lowercase forms of each letter
- print both upper and lowercase letters in standard form
- learn high frequency words (popcorn words)
- identify rhyming pictures and rhyming words – we sometimes call them “Word Families.” example: cat, hat, bat, mat
- **Decodable readers will be sent home. Decodable readers are mini books that contain frequency words and blending words. It is a good idea to keep the books for practice with reading fluency.**



Comprehension

- blend letter/sounds to read words and match them to a picture

d - a - d

- read sentences containing both high frequency and blendable words and match it to a picture

The kid has a bat and a cat.

- read a short story and match it to a picture
- listen to a story and answer questions by circling a picture answer
- sequence pictures from a story that has been read to them (1st, 2nd, 3rd, 4th)



Writing

- The children will be involved with many different types of writing activities.
- We ask the children to use their high frequency words (popcorn words) along with phonetically spelling words by the sounds that they hear.
(many begin with a simple drawing in response to a given topic)
- random letters to stand for words
- copy environmental print
- invented spelling**
- more conventional spelling with readable words and sentences with some form of punctuation



Wilson Foundations



- We will be incorporating some parts of the Foundations Reading Program
- This program helps build a strong foundation in phonics skills
- Keywords are used to reinforce each letter/sound
- Tapping is used instead of traditional “sounding out”
- Handwriting is also an important component

Handwriting Without Tears



- We will be using components of this program when teaching handwriting
- It simplifies handwriting, and breaks it down to fun and easy steps
- It is especially helpful for young children with weaker fine motor skills
- Our day is very short, so it is extremely helpful if you can work on handwriting at home as much as possible


Scott Foresman - Addison Wesley Math

We use a great deal of hands-on activities when teaching the skills in math. There is usually a paper/pencil follow-up page after the activity.

Please review your child's paper daily. The Kdg. math skills that we will be teaching this year are:

- position words
- classification
- sorting and graphing
- identifying, continuing and creating a pattern
- identifying, comparing, printing, and counting

0 - 100



Scott Foresman - Addison Wesley Math

- Composing and Decomposing of numbers 11-19
- Identifying equal parts of a shape/equal groups of objects
- solve joining and separating problems using manipulative
- Write simple addition and subtraction sentences
- Measurement (length, height, capacity, and weight)
- Identifying Shapes and describing shapes (rectangles, squares, circles, triangles, hexagons)
- Analyzing, comparing, and composing shapes
- **Before each test a re-teach paper will go home for you to review with your child. You may keep this at home.**



As soon as the reading or math lesson is completed, a follow-up worksheet is handed out to check for understanding of the concept taught. At this time of year the worksheet is completed as a group effort and the answers are shared in class. As the year progresses, we will allow for more independent work.

This worksheet will be marked and sent home for you to review.



Free Time/ Centers



At this time of the year when the weather permits, the children are taken on the playground. This is a time for them to socialize with their peers.

We also have center time in the classroom. The children will rotate through 4-5 different centers. The centers vary from week to week.

Guided Reading will be a staple center each week.



Star Bucket Filler

- We read the story “Have You Filled a Bucket Today?”
- We are adding their names to our classroom bucket every time they are caught “filling someone’s bucket”
- Starting in October, we will be selecting a star out of the class bucket
- This child will be our Star Bucket Filler for the week!



The Star Bucket Filler will.....

- create a poster all about themselves
- include photos (family, special moments, favorite activities, vacations, etc.)
- drawings, stickers, awards
- any favorite or special things are welcome on the poster
- The Star Bucket Filler will present their unique poster to their class
- It will be displayed in the classroom for the week

Be a Guest Reader!



- Surprise your child, and come in to read to our class!
- Grandparents and other family members are welcome
- Read a book of your choice, or you may ask us for a suggestion
- Don't forget to give us some dates, so that we can put you on the calendar
- **Shhhhhhh.....it's a secret!**

Kindergarten Grades and Report Cards

- a grade will be the number correct/possible
number correct
- a score sheet with a break down of your
child's errors will be sent home after every
test in reading and math
- the actual tests will stay in your child's folder
in school
- the children will be given quarterly
paper/pencil
tests in both reading and math
- the children will also be individually tested
each quarter on skills taught in both reading
and math

Kindergarten will receive report cards 4 times



Report Card Grading Codes:

We have a new report card this year and the codes have changed. Your child's grade will be based on both the paper/pencil tests and the individual tests given.

C - Consistently Demonstrates

D - Frequently Demonstrates

O - Occasionally Demonstrates




*** Many children will receive a D in some of the reading areas. This is normal. They are still developing readers and often confuse vowels when blending and reading sentences and**

Snack:

All children will bring in their own snack every day. Please send in just a small snack. Snack time is only about 7-8 min. long. This is also a fun time for the children to socialize with their peers😊



We have at least one student with a severe peanut allergy, so please make every effort to keep our classroom peanut-free. Please avoid sending in peanut butter crackers and other snacks that contain peanuts and peanut butter as an actual ingredient. This also applies to birthday treats. Also, please try to keep snacks as healthy as possible.



BIRTHDAYS:

If your child is about to celebrate their birthday we would like to hear from you a day or two in advance via email or a simple note.



Birthdays are celebrated during snack time. On that day, your child is permitted to share a favorite treat with all of their classmates. Please, do not send any treats that contain nut products.



Birthday Bag

On the day that we celebrate your child's birthday in school, he/she will come home with a bag containing: a birthday story to share with you at home, a birthday certificate, a birthday pencil, and a journal. What we are asking is that you read the book with your child. Then together, in the journal, write how your child spent his/her birthday. You can even include a picture. The certificate and pencil are your child's to keep. I just ask that the book and journal are returned to school the next day in the bag. We will be sharing your child's journal entry with the class. These directions will be inside the cover of the journal to remind you.

Newsletter

Every couple of weeks your child will come home with a newsletter (this will also be on our teacher websites) Included in the newsletter:


- the name, sound, and the correct formation of both the upper and lowercase forms of the new letter
- any new high frequency and/or blend able words
- new math skills
- suggestions for helping your child reinforce these skills at home
- testing dates
- reminders of upcoming events

HOMework:

Homework will be handed out on Tuesday and Thursday. It should be completed and returned to school the next day. As a parent, you should review the directions with your child and give assistance as needed. Homework should be returned to school the following day.

Homework is given to teach responsibility and also so that the parents can see how their child completes their work.

If you would like to know what your child is learning about in school at any time, you can tell by looking at the completed papers that have come home that day.



IT IS THE END OF OUR DAY:

It is time for us to pack-up, zip-up and line –up to go home.
It is very important that our belongings are labeled!
At this time we have to check our own cubby to make sure that we have all notes and corrected work that is going home that day.

PARENT JOB:

Please check your child's backpack EVERYDAY!

If there are any changes in your child's schedule- (example: You are picking them up that day) PLEASE send in a note! We cannot rely on information shared by the students.



ROOM PARENTS AND PARTIES:

Once again, thank-you to all who volunteered. Our room parents are chosen from “a HAT.” They will be contacting other parents to help in the classroom for each party.

SCHOOL TRIP:

Our school trip is at Storybook Land and is usually planned for the beginning of May.

Sometime in April we will be sending more information about the trip.



THANK-YOU FOR COMING!

At this time, I would like to invite you back to the classroom . Please be sure to sign up for your conference while you are there. We look forward to working with you and your child this year.

