



WIDATM Access for ELLs 2.0

2015–2016

Mrs. Kelly Kawalek
District ESL Supervisor

ACCESS Parent Report



ACCESS for ELLs[®] English Language Proficiency Test

Parent/Guardian Report – 2011

| | | |
|---------------------------|------------------------------|------------------------|
| District: Sample District | Student: Sample, Jose Carlos | |
| School: Sample School | State ID: 222222222 | District ID: 222222222 |
| Grade: 7 | Birth Date: 03/17/1997 | |

Report Purpose: This report gives information about your child's level of social and academic English language proficiency. Social language is used to communicate for everyday purposes. Academic language is used to communicate the content of language arts, mathematics, science, and social studies.

Student's English Language Proficiency Level

| Test Section | 1 – Entering | 2 – Beginning | 3 – Developing | 4 – Expanding | 5 – Bridging | 6 – Reaching |
|---------------------------------------------------------------------------------------|----------------|---------------|----------------|---------------|--------------|--------------|
| Listening | [Progress bar] | | | | | |
| Speaking | [Progress bar] | | | | | |
| Reading | [Progress bar] | | | | | |
| Writing | [Progress bar] | | | | | |
| Oral Language ^a (Listening and Speaking) | [Progress bar] | | | | | |
| Literacy ^b (Reading and Writing) | [Progress bar] | | | | | |
| Comprehension ^c (Listening and Reading) | [Progress bar] | | | | | |
| Overall Score ^d <small>Listening, Speaking, Reading and Writing</small> | [Progress bar] | | | | | |

| Proficiency Level | Description of English Language Proficiency Levels |
|-------------------|---------------------------------------------------------------------------------------------------------------------------------------------------------------------------------------------------------------------------------------------------------------------------------------------------------------------------------------------------------------------------------------------------------------------------------------------------------------------|
| 1 – Entering | Knows and uses minimal social language and minimal academic language with visual support |
| 2 – Beginning | Knows and uses some social English and general academic language with visual support |
| 3 – Developing | Knows and uses social English and some specific academic language with visual support |
| 4 – Expanding | Knows and uses social English and some technical academic language |
| 5 – Bridging | Knows and uses social and academic language working with grade level material |
| 6 – Reaching | Knows and uses social and academic language at the highest level measured by this test |
| Other Information | Test Section is Blank – If the student was absent for this Section of the test A – Oral Language = 50% Listening + 50% Speaking B – Literacy = 50% Reading + 50% Writing C – Comprehension Score = 70% Reading + 30% Listening - will be blank if student was absent for one or both of the Sections D – Overall Score = 35% Reading + 35% Writing + 15% Listening + 15% Speaking - will be blank if student was absent for one or more of the Sections |

About Access 2.0 Test

- ▶ Measures English language proficiency



Listening



Reading



Speaking



Writing


What's New



**Kindergarten
Students**



**1st – 12th Grade
Students**



▶ **February 22nd – April 15th**

Listening




- ▶ Students will use headphones to listen to pre-recorded passages and answer multiple choice questions



LISTENING ITEM LAYOUT (4–5)

A Story about Chac



3

- Chac gives his axe to the people.
- Chac gets his strength from corn.
- Chac sends powerful storms.

Pause

Next

Reading



- ▶ Students will read passages on the computer and answer multiple choice questions

READING ITEM LAYOUT (6–8)

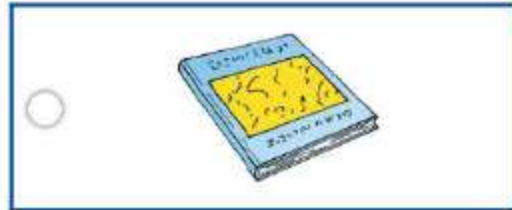
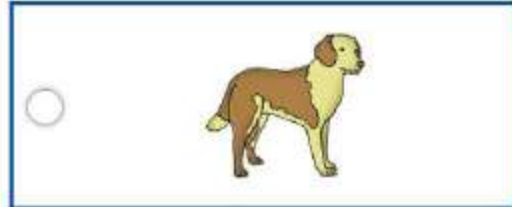
Reading Practice

The teacher reads a book to the students.



2

Which picture shows a book?



Pause

Next

Speaking



- ▶ Students listen to pre-recorded prompts on the computer and speak answers into headsets



SPEAKING ITEM LAYOUT (1-5)



Sometimes I will ask you and Nina to talk about a picture.

Nina, what are two things you see in this picture?



Pause

Next

SPEAKING ITEM LAYOUT (6-12)



Now it's your turn. Tell me, what other things do you see in this picture?



Pause

Next

Writing



▶ Grades 1–3


- Complete the writing test on paper

▶ Grades 4–12

- Most students will use the computer to type their answers for the writing section


WRITING ITEM LAYOUT (4–5)

Writing Practice



My name is Sonya.

1 Write your name.



Pause

Back Next

Writing, Grade 4–5

My Life in Medieval England



I live above a store.



I wear a cap and a tunic.



I help my family.



I play with my friends at the fair.

1

Write an essay that compares and contrasts your life today with Caris's life long ago. Use details to support your writing.



Pause Test



Scores and Reports



- ▶ ACCESS for ELLs 2.0 scores can be used to:
 - Monitor student progress every year
 - Determine when students can exit the ESL Program
 - Give teachers information to plan lessons
 - Parent Reports will be sent home in September each year.

For More Information

- ▶ WIDA ACCESS 2.0 for ELLs

<https://www.wida.us/assessment/access20.aspx>

- ▶ New Jersey Department of Education WIDA Parent Webinars

<http://www.nj.gov/education/bilingual/parents/webinar.htm>