


# DOZENS OF EGGS

## MATERIALS NEEDED



Recording sheets



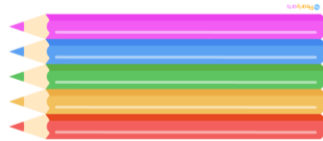
Fraction Cards



Egg Carton



Colored Tiles



Colored Pencils



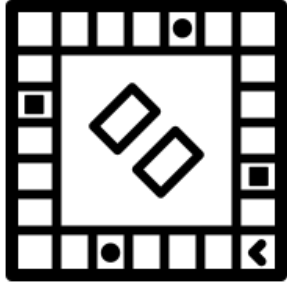
String

## DIRECTIONS


1. The player with the larger fraction goes first. Use a new color for each turn
2. Draw a card
  - read the fraction out loud
  - use the materials to build a model showing that fraction.
  - draw "eggs" in your carton showing that fraction
  - If the fraction you draw won't fit in the spaces that are left, you lose that turn
3. When a carton is full, write the equation of fractions added to equal 1 whole
4. The player who fills all 4 egg cartons first is the winner!

# RACING FRACTIONS


## MATERIALS NEEDED



Game Board



Number Cards



Game Markers

## DIRECTIONS

1. Place one of each colored marker at the beginning of each number line.
2. Draw 2 cards. Use them to form a fraction. The player with the larger fraction goes first
3. Draw 2 cards
  - Use them to form a fraction
  - Move game marker the distance of your fraction
  - You can move your marker forward OR backward
  - If you can't find a move for the cards you drew, you lose that turn
5. The player who lands exactly on 1 whole first is the winner!