

# Shake and Spill


## Making 5

The screenshot shows a Google Slides presentation titled "Shake and Spill - Making 5". The slide content includes:


- A blue header bar with the text "SHAKE AND SPILL - MAKING 5".
- A visual equation: a yellow square plus a green square equals the number 5.
- A red plastic cup icon.
- Five circular counters: two yellow and three green.
- Text below the equation: "Look at the yellow and green counters. How did we make 5? Type your answers in the correct boxes."

The presentation interface shows a slide thumbnail on the left and a video feed of a woman in the bottom right corner. The browser address bar shows the Google Docs URL.

# SHAKE AND SPILL - MAKING 5




+




= 5




Look at the yellow and green counters.  
How did we make 5? Type your answers  
in the correct boxes.








# SHAKE AND SPILL - MAKING 5



+




= 5




Look at the yellow and green counters.  
How did we make 5? Type your answers  
in the correct boxes.

# SHAKE AND SPILL - MAKING 5



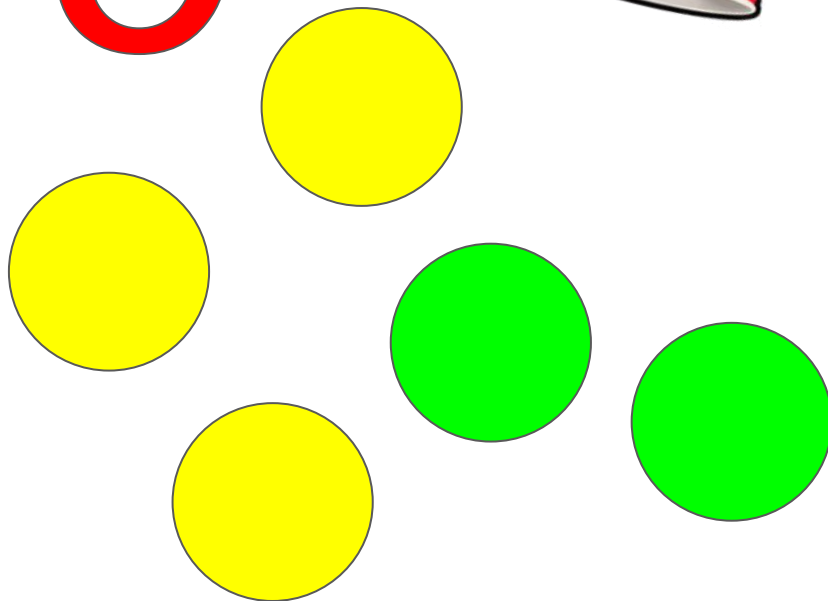
+




= 5




Look at the yellow and green counters.  
How did we make 5? Type your answers  
in the correct boxes.








# SHAKE AND SPILL - MAKING 5



+




= 5




Look at the yellow and green counters.  
How did we make 5? Type your answers  
in the correct boxes.

# SHAKE AND SPILL - MAKING 5



+



= 5



Look at the yellow and green counters.  
How did we make 5? Type your answers  
in the correct boxes.

