

Summer Activities

returning to Pre-K



Story Time...






What do you think the book will be about?	What was the book about?	What was your favorite part?
What happened in the beginning of the story?	What happened in the middle of the story?	What happened at the end of the story?

Family Tips

When reading with your child:

- Have them turn the pages
- Notice repetitions in the text & pictures
- Have your child “read” the pictures to you
- Ask questions about the characters’ feelings.

Suggested Read Aloud Books



Read Aloud Playlists

Sankofa Read Alouds

<https://youtube.com/playlist?list=PLN6scUPA24iMoU1nfo14hdps3W7s2p7w>

Netflix Bookmarks: Celebrating Black Voices:

<https://youtube.com/playlist?list=PLPphPHIzdSQO7PSjPy614dttjdSqCW9qW>

Summer Activities

returning to Pre-K




123 Math...

<p>Point and count objects around the house (pennies, seeds, spoons)</p>	<p>Rote count as high as you can (recite the numbers in order)</p> <p>https://youtu.be/7D4K9oi7oBM</p>	<p>Sort laundry (separate by colors, size, and type of clothing)</p>
<p>Identify shapes around you and compare them (a triangle has 3 sides, a square has 4 sides)</p> <p>https://youtu.be/O3pyY9C2Pm8</p>	<p>Point out patterns (repeating colors :blue, green, blue, green)</p> <p>https://youtu.be/Jl7EwPp6HQ0</p>	<p>Identify numbers around you</p>

Family Tips

- Use objects around the house to count, sort, and pattern
- Count anywhere you go

Suggested Math Books



Mouse Shapes



Ellen Stoll Walsh
Creator of Mouse Print and Mouse Count



Websites

www.ABCYa.com www.FunBrainJr.com www.StarFall.com






www.SesameStreet.org www.PBSKids.org www.ABCMouse.com

Summer Activities



returning to Pre-K



Social Emotional...

<p>Create a Summer Routine</p> 	<p>Create and Use a Cozy Corner</p> 	<p>Review Emotions</p> 
<p>Review Tucker Turtle's Technique</p> 	<p>Review Problem Solving</p> 	<p>Try Mindfulness Activities</p> <p>https://youtu.be/llbBI-BT9c4</p> <p>https://youtu.be/fTzXFPh6CPI</p> <p>https://youtu.be/RiMb2Bw4Ae8</p>

Suggested Social Emotional Books



Virtual Field Trips

[San Diego Zoo](#) [Monterey Bay Aquarium](#) [Amazon Rain Forest](#)

[Turtle Back Zoo](#) [National Museum of Natural History](#)

SENSORY BIN

PLAY & Learn Ideas

Children will naturally build skills in each of these areas as they explore the bin. Here are some additional ideas you can introduce to extend their explorations!

FINE MOTOR

Can you...



- Use the spoon to fill up the bowl with rice?
- Use the spoon to scoop pom poms into the tray?
- Learn how to make a paperclip chain?
- Thread beads or straws onto the pipe cleaners?
- Use a clothespin or tweezers to transfer pom poms into the tray?



MATH

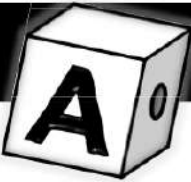
Can you...



- Put 5 beads on each pipe cleaner?
- Use straws to make a pattern on the pipe cleaner?
- Sort the bin items by color?
- Measure items with chains of paperclips? Make patterns?
- Add measuring cups to the bin? Which holds the most? The least? How many 1/4 cups does it take to fill up 1 cup?

LITERACY

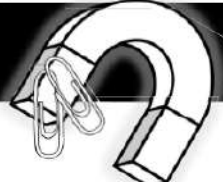
Can you...



- Find all of the letter beads in the bin and put them on a pipe cleaner?
- Find all of the letters in your name?
- Make a rice muffin for everyone in your family with their initial on top? (Sing "Patty Cake" as you play.)
- Find the letters that have all straight lines?
- Use a paintbrush to "write" letters into the filler?

SCIENCE

Can you...



- Use a magnet to find all of the paperclips hiding in the rice?
- Dye more bin filler? Mix 1/4 cup rubbing alcohol with food coloring. Stir into dry rice or dry pasta. Dry in the sun.
- Add some seashells to the bin. Sort them by type.
- Classify all of the different types of items in the bin. Sort each item into a muffin tin.