

Welcome Back Pack!

Shawnee Virtual School Orientation
2020-2021



Contact Information



**You provided us
an email and phone
number during
enrollment.**

**If those change,
please email the
Virtual Coordinator
and your assigned
teacher.**

Virtual Coordinator:

**Whitney Gonzales, M.Ed.
405-214-4521
whigonzales@Shawnee.o
k.us**

**Enrollment Center
326 N. Union
Shawnee, OK 74801**

**Be sure to check the
school website!
WWW.SHAWNEE.K12.OK
.US**

**Facebook
@shawneevirtualok**

Shawnee Virtual Grace Period

- As a virtual student please let us know in the first ten consecutive school days if you would like to return to traditional school. After the 10 days, we will require a semester commitment.



Attendance Requirement

- Students are expected to login to their courses no less than three times per week, preferably daily.
- Satisfactory attendance means work submitted weekly.
- We follow the district calendar for school work days.



Time and Learning Requirements

- Amount of time will vary student to student and course to course.
- On average students should expect to work approximately
 - 45 minutes daily for grades PK – K
 - 1 hour and 10 minutes 1st-2nd
 - 1 hour and 20 minutes 3rd-5th
 - 30 minutes per course daily for grades 6th – 12th
 - Additional time may be added for AP/Advanced courses
- Other Ways Parents May Help With Learning
 - Supplement learning with Istation interaction
 - Read for 20 minutes a day
 - Practice math facts daily
 - Go for a walk
 - Apps--ABC Mouse, PBS Kids, Khan Academy, etc.
 - Complete a science experiment (Google)



Curriculum Tutorial

PK – 5th

Seesaw Introduction

<https://www.youtube.com/watch?v=g5jG9VoROFs>


SMS & SHS

Edmentum Introduction

<https://www.youtube.com/watch?v=JyZnZk8U-IQ>

Physical Education

- PK – 8th Physical Education requirement may be completed outside the district. Ask your teacher for a waiver.
- 9-12th may also receive a graduation credit with certain outside activities. Ask your teacher for requirements.
- Examples: dance, YMCA athletics, etc.



Proctored Assessments

- Shawnee Virtual School may ask any student to complete exams in person. This is necessary for some NCAA athletes, certain state and national test requirements, and other specific state accreditation requirements. You will be given options and ample notification when this is necessary.

Technology



- Devices will be distributed immediately following this orientation.
- Hotspots
 - One per family checked out to the youngest student in the family.
- If you experience technical problems, students may contact their teachers or, if needed, the Virtual Coordinator to schedule an appointment for assistance.

Food and Nutrition

- Shawnee Public Schools will provide breakfast and lunch for our virtual students. Stop by the food service table during your technology check out time. All interested families must RSVP for meals by filling out the required form. Pick-up times and locations are listed on the RSVP Meal Form.





**EVERY WOLF!
EVERY DAY!**

Seesaw
for Families

Tutorial

Introduction to Seesaw for Families



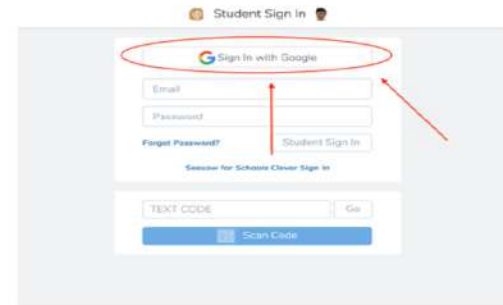
How do students log into Seesaw?



1. Download the class app



2. Tap on I'm a student



3. Sign in with google.



4. Use your Shawnee Student Email



5. It will bring up your home journal screen. Click on the green +



6. Tap on the tool you want to use and add your work.

How do parents sign up to Seesaw?



1. Download the parent app



2. You can create a family account or sign in



3. It will show you an empty journal. Click on the top left corner



4. Click on 'add child's journal'



5. Scan the QR code on the handout



6. It will confirm that you want to connect



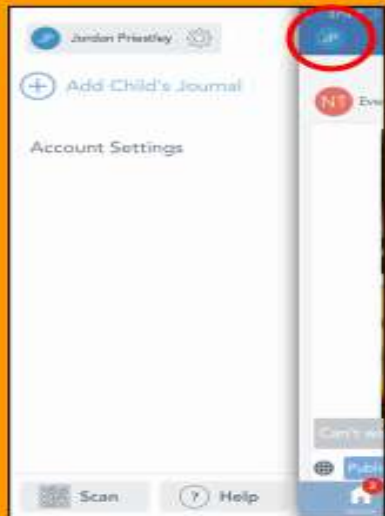
7. It will show you evidence in their journal



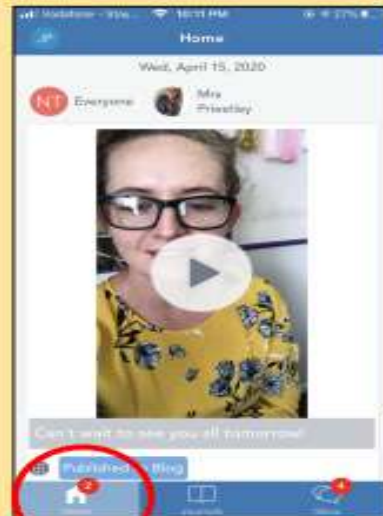
SEESAW PARENT CHEAT SHEET #2

How can you use and navigate with Seesaw?

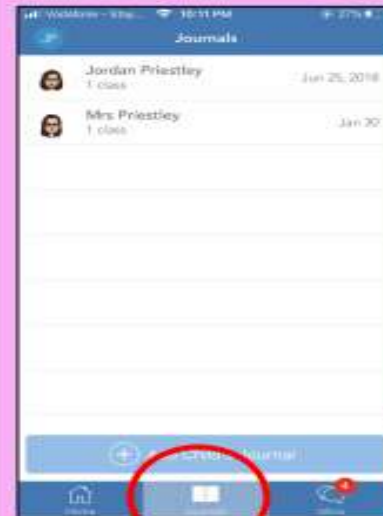
You can find your settings by clicking on the name logo.



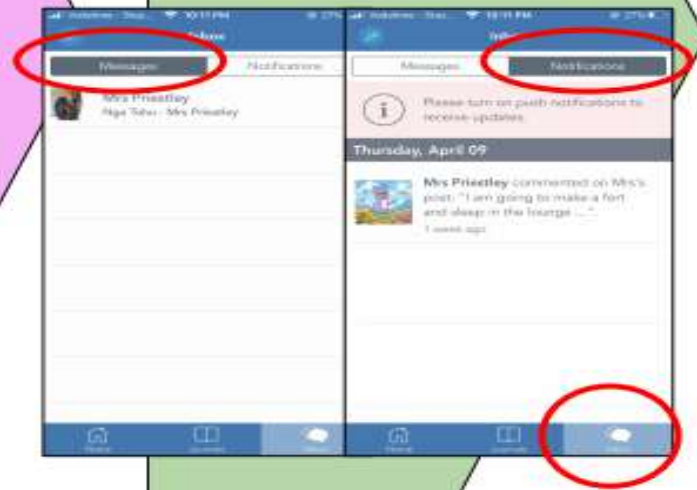
You can find all your child's work under the home feed.



You can see the journals of your children under journals.



You can find your messages and notifications under inbox.



Visit my [website](#) or [Youtube channel](#) for more Seesaw help.

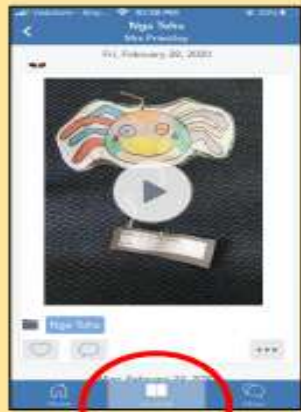
www.mrspriestelyict.com
© Mrs Priestley ICT




SEESAW PARENT CHEAT SHEET #3

Need some tips on how you can interact with student work on Seesaw?

Navigate through the journal for an item you want to interact with.



You can like it by pressing the heart.



To comment you click the speech bubble.



Type out your comment.



It will be approved by the teacher.

Waiting for Teacher Approval

You can add voice comments on your child's work. Click the red record button.



Tap the red button to start recording.



Check your recording and click the green check.



Visit my [website](#) or [Youtube channel](#) for more Seesaw help.

www.mrspriestelyict.com
© Mrs Priestley ICT



Contact Information

Be sure to check the district website!

WWW.SHAWNEE.K12.OK.US

Facebook
@shawneevirtualol



Remind Codes:
SECC - seccvirt
Horace Mann - hmvirt
Jefferson - jeffvirt
Will Rogers - wrvirt
Sequoyah - seqvirt
Shawnee Middle School - smsvirt
Shawnee High School - shawvirt

Virtual Coordinator:

Whitney Gonzales, M.Ed.
405-214-4521
whigonzales@shawnee.k12.ok.us

Enrollment Center
326 N. Union
Shawnee, OK 74801

