

Explore Connecting Cubes

Materials needed: connecting cubes

**Let's explore
connecting cubes.**

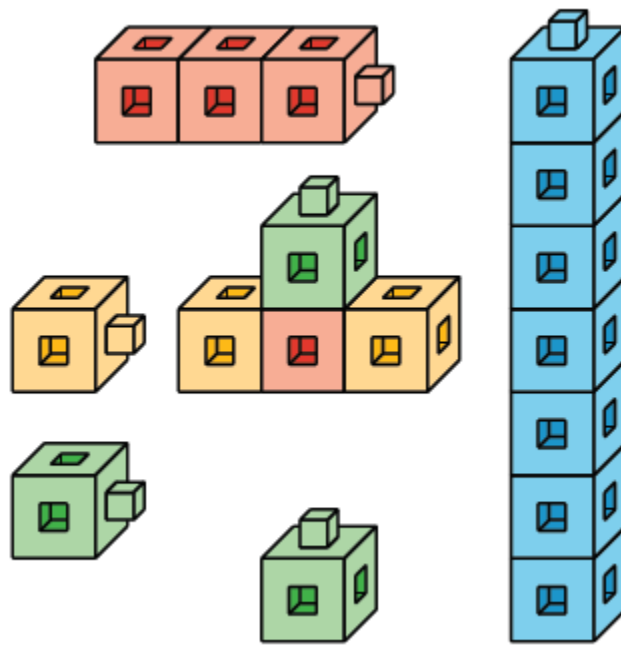
Warm Up: Notice and Wonder

What do you notice?

Tell your partner what you noticed.

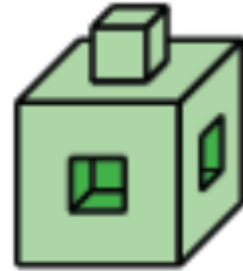
What do you wonder?

Tell your partner what you wonder.



Warm Up Synthesis

What is one thing you think you could do or make with the connecting cubes?



Activity 1 Explore Connecting Cubes

Let's explore connecting cubes.

Think about what you want to do or make with the connecting cubes.



10:00


Activity 1 Synthesis

Let's share.

Who heard something they want to try next time with the connecting cubes?

Lesson Synthesis

Today, we explored connecting cubes and you explained to your partner what you were doing with the cubes. Let's make a chart about what you did and what I did while we were doing math today.



**Let's explore
connecting cubes.**