



Welcome!



Perry CSD, August 17, 2016

**Every Smile Tells a Story!**







## Shipboard Employment

Beauty/ Spa/ Hairdressing/ Fitness Jobs

Casino Jobs

Cruise Staff/ Youth Staff Jobs

Deck Department Jobs

Engine Department Jobs

Entertainment Department Jobs

Food And Beverage Jobs

Galley/ Culinary Jobs

Gift Shops/ Retail Sales Jobs

Housekeeping Jobs

Hotel Operations/ Guest Services Jobs

Human Resources Department Jobs

Financial Services Jobs

Information Technology/ IT Jobs

Medical Jobs

Photography Jobs

Golf/ Scuba Diving Instructor Jobs

Lecturers/ Speakers Jobs

Instructor Jobs

Cruise Ship Art Auctioneer Jobs

Clergy/ Religious Services



# STUDENT ACHIEVEMENT DATA

## 2015-16

### Reading Comprehension Data

Grade	All Students							Hispanic							White					
	10-11	11-12	12-13	13-14	14-15	15-16		10-11	11-12	12-13	13-14	14-15	15-16		10-11	11-12	12-13	13-14	14-15	15-16
2	70.9	47.1	56.7	48.9			2	63.6	29.9	43.5	35.4			2	78.0	66.1	66.7	64.3		
3	67.1	53.3	41.5	61.5	57.7	56.0	3	64.9	39.0	30.1	49.0	44.6	48.6	3	71.0	67.8	54.7	71.8	74.5	63.4
4	72.0	55.6	49.6	57.5	65.3	61.8	4	58.5	47.4	35.6	51.4	62.0	50.0	4	83.6	65.3	61.8	64.8	63.6	79.6
5	75.0	62.5	56.3	65.8	67.4	69.1	5	67.1	45.3	44.3	56.4	61.4	69.2	5	88.1	78.1	68.7	75.0	78.6	68.4
6	56.0	48.2	56.3	63.1	58.7	53.5	6	46.2	41.2	45.3	59.7	49.2	50.7	6	65.7	60.3	67.7	67.1	70.2	58.7
7	68.7	46.7	60.3	65.8	70.7	55.5	7	70.3	31.3	55.6	58.9	67.6	43.9	7	70.5	62.5	71.9	73.2	77.5	71.4
8	73.3	57.1	47.1	68.8	72.4	68.2	8	60.7	50.8	34.3	60.3	70.2	68.0	8	83.1	65.3	61.5	85.7	75.9	72.1
9	72.6	70.2	73.9	75.6	78.3	72.6	9	66.1	61.8	75.8	67.7	69.3	69.6	9	77.1	78.1	78.9	84.1	93.8	78.2
10	58.6	77.2	80.0	83.8	76.3	81.7	10	43.4	71.4	73.2	81.3	66.7	77.8	10	70.4	81.9	84.1	91.5	90.0	91.7
11	67.2	77.4	75.5	75.0	75.6	72.3	11	55.8	66.0	69.5	64.8	73.4	62.0	11	73.9	85.7	84.9	83.3	82.8	87.5

# STUDENT ACHIEVEMENT DATA

## 2015-16

### Reading Comprehension Data

Grade	English Learners							Students with an IEP							Students with Low SES					
	10-11	11-12	12-13	13-14	14-15	15-16		10-11	11-12	12-13	13-14	14-15	15-16		10-11	11-12	12-13	13-14	14-15	15-16
2	55.3	22.8	41.5	30.6			2	**	**	**	**			2	64.4	37.0	57.0	45.1		
3	52.9	12.0	22.8	42.5	31.8	41.5	3	9.1	**	5.6	**	13.3	**	3	61.5	44.4	31.6	56.7	53.7	50.5
4	44.4	7.4	12.5	34.1	55.0	31.0	4	35.0	8.3	**	11.8	35.7	26.7	4	66.7	49.6	43.2	49.0	65.5	56.3
5	41.4	18.2	3.7	39.1	43.6	55.9	5	46.7	30.0	10.0	**	26.7	27.3	5	70.0	54.1	49.2	58.3	64.2	70.9
6	13.0	4.2	12.5	23.5	7.7	12.1	6	0.0	0.0	20.0	5.0	20.0	7.1	6	44.0	37.9	51.9	60.6	52.5	47.7
7	15.4	0.0	14.3	21.1	10.5	20.0	7	13.0	0.0	11.8	19.0	31.8	13.3	7	65.1	30.1	52.3	63.2	64.7	45.7
8	**	7.1	0.0	17.6	36.4	0.0	8	25.0	10.5	0.0	33.3	31	20.0	8	64.8	48.0	35.2	62.9	68.8	61.4
9	**	**	16.7	18.8	**	**	9	0.0	7.1	12.5	12.5	35.0	37.5	9	66.7	60.0	71.3	67.6	71.6	67.5
10	**	**	**	35.7	11.1	18.2	10	13.6	18.2	53.8	33.3	26.7	52.6	10	45.8	71.9	75.0	86.4	70.5	75.2
11	**	**	**	**	25.0	0.0	11	33.3	33.3	**	25.0	28.6	6.3	11	60.8	67.6	69.2	67.6	71.8	62.0



# STUDENT ACHIEVEMENT DATA

## 2015-16

### Mathematics Data

Grade	All Students						Count	Hispanic						Count	White					
	10-11	11-12	12-13	13-14	14-15	15-16		10-11	11-12	12-13	13-14	14-15	15-16		10-11	11-12	12-13	13-14	14-15	15-16
2	63.2	53.6	49.5	55.0			2	50.9	40.6	39.1	50.0		2	74.6	67.7	61.9	71.4			
3	63.0	65.6	55.6	65.6	62.1	64.0	3	55.4	55.9	46.6	65.3	54.5	56.8	3	71.0	74.6	67.2	66.7	74.5	80.5
4	72.0	61.2	68.8	62.2	80.4	72.4	4	62.3	53.2	60.0	59.7	78.4	70.3	4	80.6	69.4	74.5	66.7	79.5	79.6
5	69.1	75.6	70.4	73.3	70.4	81.8	5	58.6	71.7	63.8	66.1	65.7	77.4	5	88.1	79.7	77.6	78.8	76.8	89.5
6	57.4	61.8	70.0	71.4	74.3	60.5	6	43.3	51.5	64.8	68.1	64.4	53.3	6	71.6	74.6	77.4	76.7	87.2	71.7
7	68.3	60.7	67.6	82.9	86.0	82.7	7	66.2	45.7	61.6	80.4	85.9	80.7	7	71.8	76.6	78.5	85.7	85.9	87.8
8	72.0	51.7	51.4	67.4	68.1	74.8	8	54.4	48.5	35.3	58.9	58.3	69.3	8	87.3	57.9	68.2	85.7	77.8	79.4
9	55.4	71.8	74.4	60.8	63.2	73.9	9	37.7	60.0	68.3	45.6	55.1	68.4	9	68.7	83.6	83.3	79.4	82.8	80.0
10	51.6	68.4	79.0	74.8	65.2	72.7	10	35.8	61.4	69.5	72.3	53.3	64.6	10	63.4	73.5	88.4	80.3	83.3	86.7
11	61.1	69.3	74.8	83.1	74.1	70.2	11	52.8	52.0	66.1	74.1	70.3	56.9	11	66.7	82.9	82.2	89.4	81.3	87.5

# STUDENT ACHIEVEMENT DATA

## 2015-16

### Mathematics Data

Grade	English Learners							Students with an IEP							Students with Low SES					
	10-11	11-12	12-13	13-14	14-15	15-16		10-11	11-12	12-13	13-14	14-15	15-16		10-11	11-12	12-13	13-14	14-15	15-16
2	42.1	35.6	34.1	28.6			2	**	**	**	**			2	56.3	46.4	46.8	49.0		
3	50.0	36.0	43.9	55.0	42.2	52.8	3	0.0	**	16.7	**	33.3	**	3	59.0	57.8	49.1	61.2	56.3	58.8
4	48.1	25.0	50.0	35.7	78.0	59.5	4	45.0	8.3	**	29.4	64.3	53.3	4	69.9	56.6	64.0	58.3	81.2	67.7
5	20.7	59.1	35.7	52.2	46.2	66.7	5	33.3	47.4	20.0	36.4	46.7	45.5	5	61.0	71.4	65.9	68.5	66.1	81.5
6	16.0	8.3	41.2	22.2	23.1	24.2	6	0.0	17.6	20.0	15.0	26.7	21.4	6	46.2	51.5	65.0	73.1	71.3	55.1
7	14.3	4.2	27.3	52.6	57.9	53.3	7	9.1	5.6	5.9	42.9	31.8	26.7	7	63.2	47.9	58.7	84.2	82.8	79.0
8	**	13.3	5.0	29.4	28.6	25.0	8	43.8	10.0	10.5	25.0	36.8	20.0	8	61.8	47.5	40.9	57.3	61.4	71.1
9	**	**	15.4	5.0	0.0	30.0	9	0.0	50.0	35.3	12.5	10.0	37.5	9	44.0	65.9	71.6	50.0	52.7	70.9
10	**	**	**	33.3	4.8	16.7	10	13.6	9.1	30.8	40.0	6.7	26.3	10	38.6	62.9	70.1	76.1	56.2	64.5
11	**	**	**	**	37.5	38.9	11	33.3	44.4	**	41.7	42.9	25.0	11	53.3	54.9	71.4	81.1	68.2	62.5

# STUDENT ACHIEVEMENT DATA

## 2015-16

### Science

Grade	All Students							Hispanic							White					
	10-11	11-12	12-13	13-14	14-15	15-16		10-11	11-12	12-13	13-14	14-15	15-16		10-11	11-12	12-13	13-14	14-15	15-16
2	57.3	57.4	56.7	53.4			2	47.3	49.3	52.2	36.9			2	66.1	67.7	64.3	73.2		
3	62.1	66.9	55.6	74.0	66.9	68.0	3	59.5	62.7	43.8	75.5	60.6	66.2	3	66.2	71.2	70.3	69.2	76.5	70.7
4	77.6	76.2	67.2	75.6	76.5	79.7	4	64.2	67.1	50.0	70.8	74.5	75.0	4	86.6	84.7	81.8	83.3	77.3	89.8
5	67.6	72.3	68.4	74.1	60.7	81.8	5	58.6	58.5	62.5	66.1	57.1	81.1	5	83.1	82.8	76.1	80.8	69.6	86.8
6	66.9	59.7	68.3	71.3	67.0	57.8	6	53.7	50.0	59.3	65.3	57.6	52.7	6	82.1	73.0	77.4	79.5	78.7	71.7
7	72.6	51.4	54.1	71.8	71.3	69.1	7	73.8	37.1	50.7	62.5	66.2	63.2	7	74.0	68.8	66.2	82.1	80.3	79.6
8	77.3	65.5	65.2	75.2	84.0	82.1	8	63.2	61.5	51.5	68.5	80.0	77.3	8	90.1	72.4	81.8	89.3	88.9	89.7
9	70.9	79.4	75.7	73.3	69.0	68.9	9	60.7	69.1	77.8	61.8	56.4	61.4	9	77.1	87.7	79.2	88.9	87.5	80.0
10	64.8	79.3	84.2	78.3	73.9	75.3	10	50.9	75.0	74.6	73.8	65.3	68.3	10	76.1	83.1	91.3	85.9	88.3	90.0
11	77.0	82.3	81.1	83.1	80.0	71.0	11	73.6	70.0	76.3	74.1	79.7	61.1	11	78.3	92.9	84.9	90.9	85.9	87.5

# STUDENT ACHIEVEMENT DATA

## 2015-16

### Science

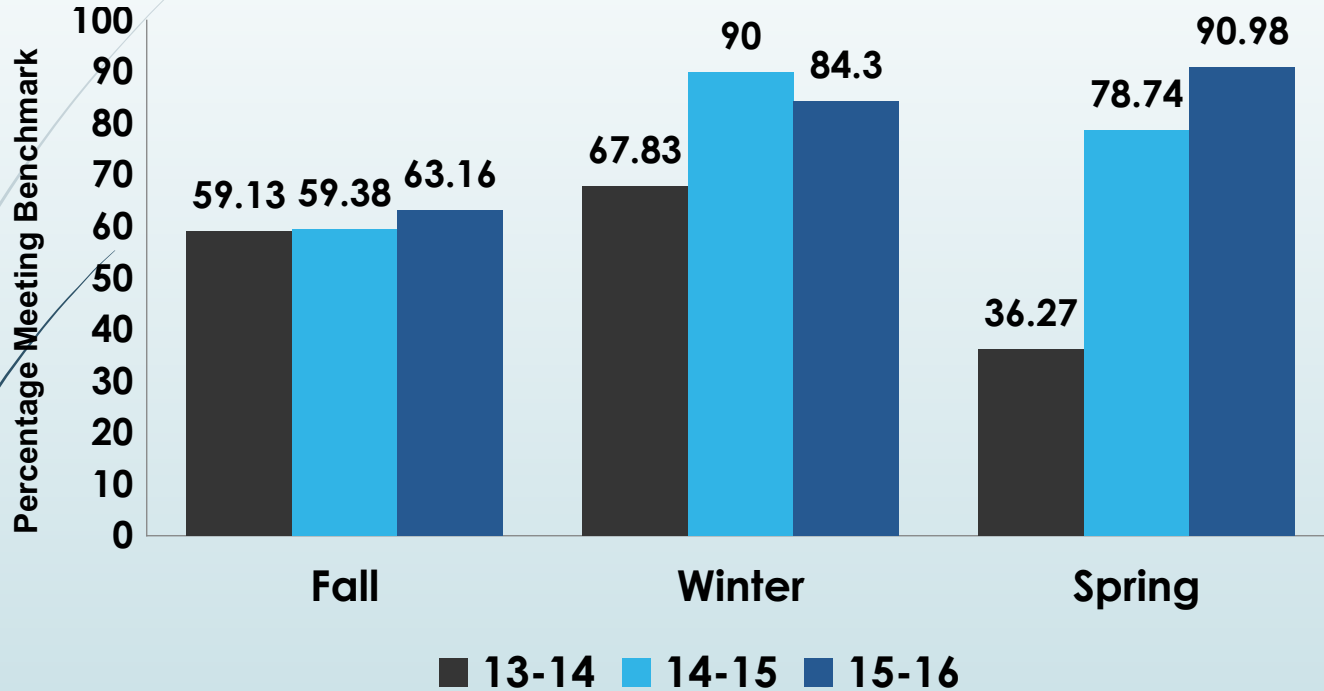
Grade	English Learners							Students with an IEP							Students with Low SES					
	10-11	11-12	12-13	13-14	14-15	15-16		10-11	11-12	12-13	13-14	14-15	15-16		10-11	11-12	12-13	13-14	14-15	15-16
2	44.7	45.6	43.9	22.4			2	**	**	**	**			2	47.1	51.9	55.7	41.2		
3	55.9	48.0	45.6	72.5	55.6	62.3	3	**	**	33.3	**	40.0	**	3	58.6	59.6	49.1	71.6	60.4	62.9
4	51.9	44.4	25.0	59.5	70.7	59.5	4	55.0	41.7	**	58.8	64.3	60.0	4	74.2	72.7	61.8	72.9	74.1	76.0
5	37.9	27.3	39.3	52.2	33.3	69.4	5	33.3	57.9	30.0	63.6	26.7	63.6	5	58.0	67.9	63.4	71.2	57.8	81.5
6	16.0	8.3	23.5	33.3	23.1	21.2	6	22.7	11.8	40.0	25.0	33.3	21.4	6	57.0	50.5	63.8	68.3	62.5	54.7
7	14.3	0.0	18.2	36.8	21.1	20.0	7	30.0	16.7	11.8	38.1	31.8	26.7	7	69.5	38.5	44.0	68.4	65.5	60.5
8	**	13.3	5.0	35.3	42.9	16.7	8	50.0	25.0	21.1	46.2	52.6	35.0	8	68.5	57.1	55.9	68.9	80.7	77.2
9	**	**	38.5	30.0	8.3	30.0	9	27.3	71.4	29.4	31.3	45.0	37.5	9	65.0	71.8	73.7	70.3	58.0	63.3
10	**	**	**	46.7	42.9	41.7	10	27.3	27.3	38.5	60.0	40.0	36.8	10	53.0	71.9	78.2	73.9	67.4	67.3
11	**	**	**	**	25.0	33.3	11	61.9	66.7	**	33.3	35.7	18.8	11	72.0	73.2	78.0	79.7	80.0	62.5



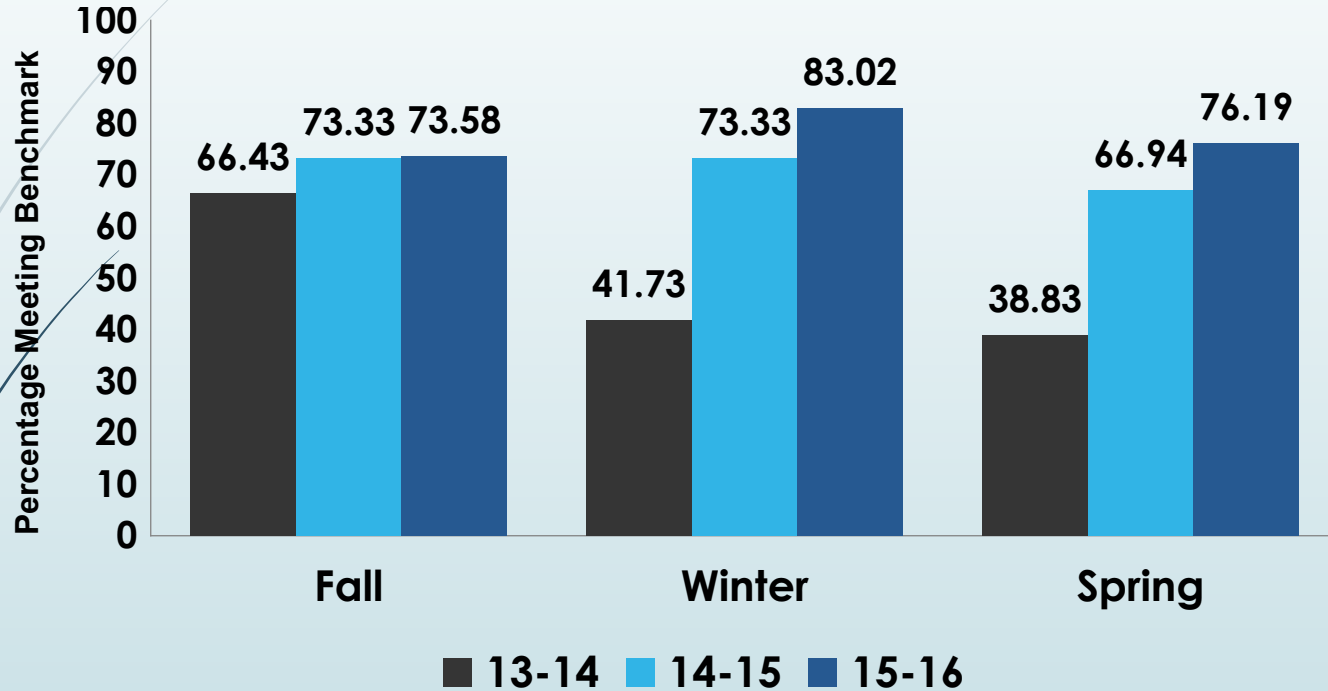
# Perry Elementary FAST Historical Data

2014-2016

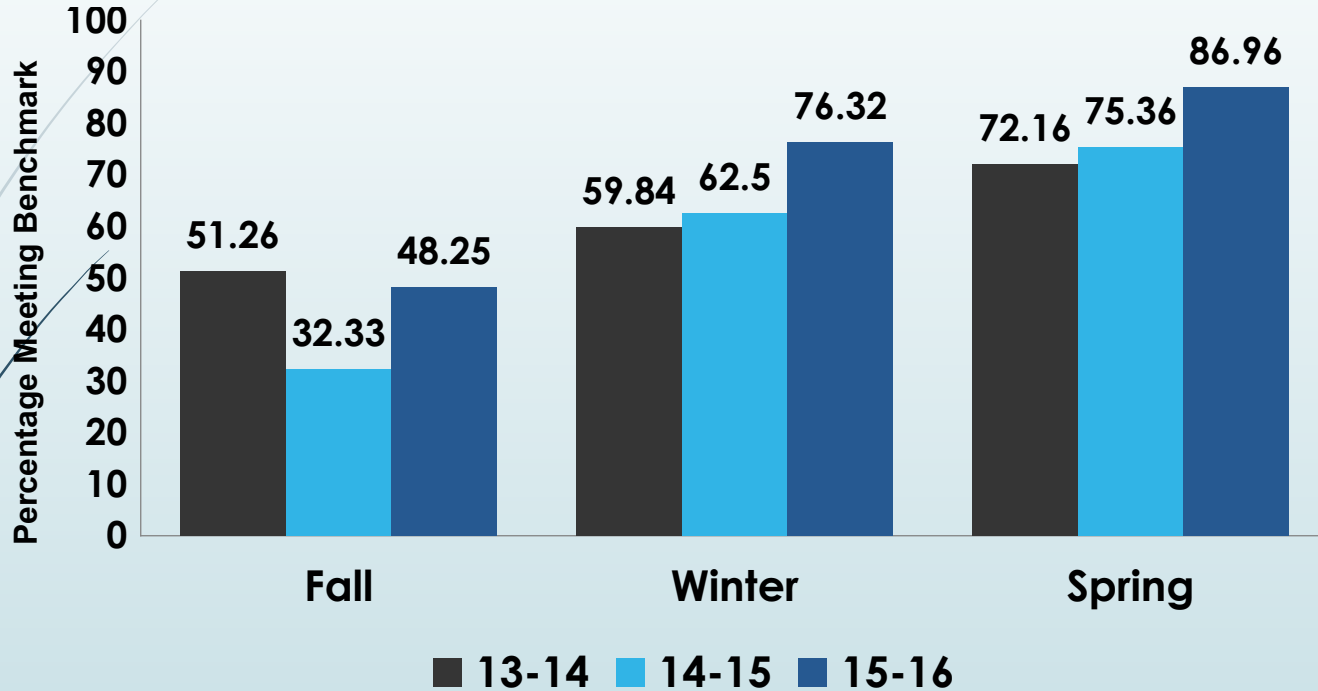
# Kindergarten



# 1st Grade

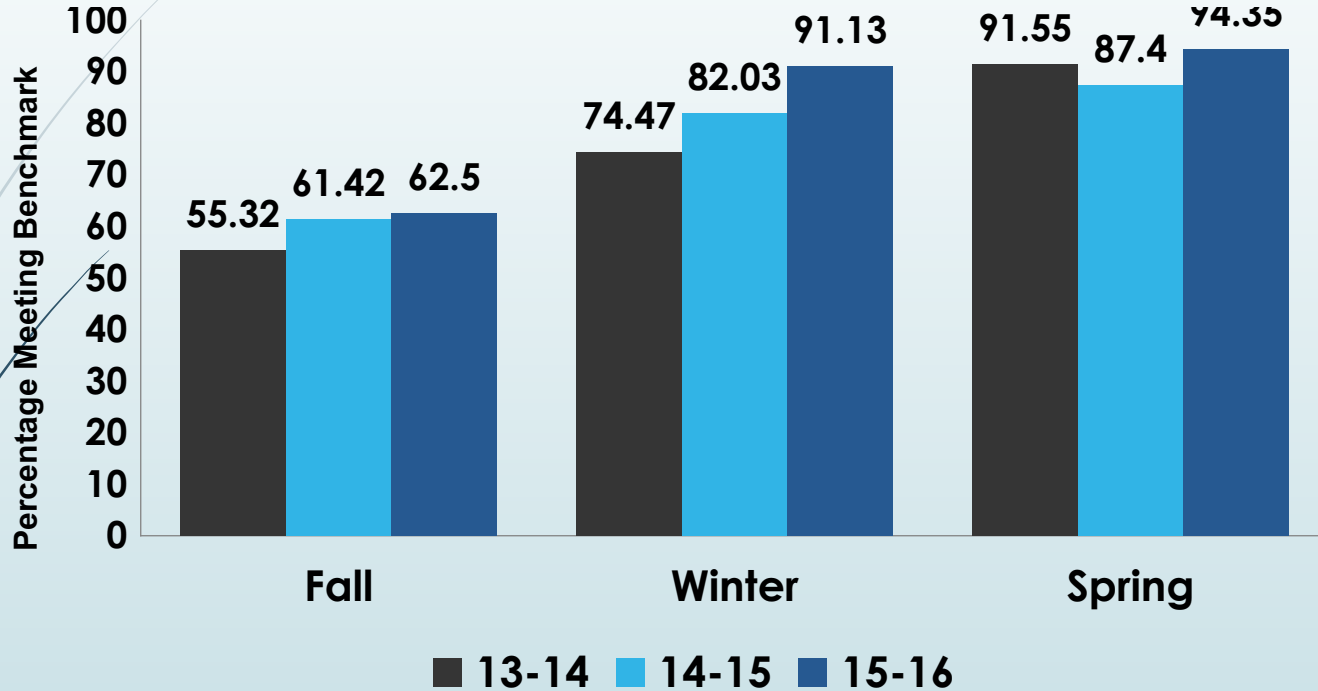


# 2<sup>nd</sup> Grade Accuracy

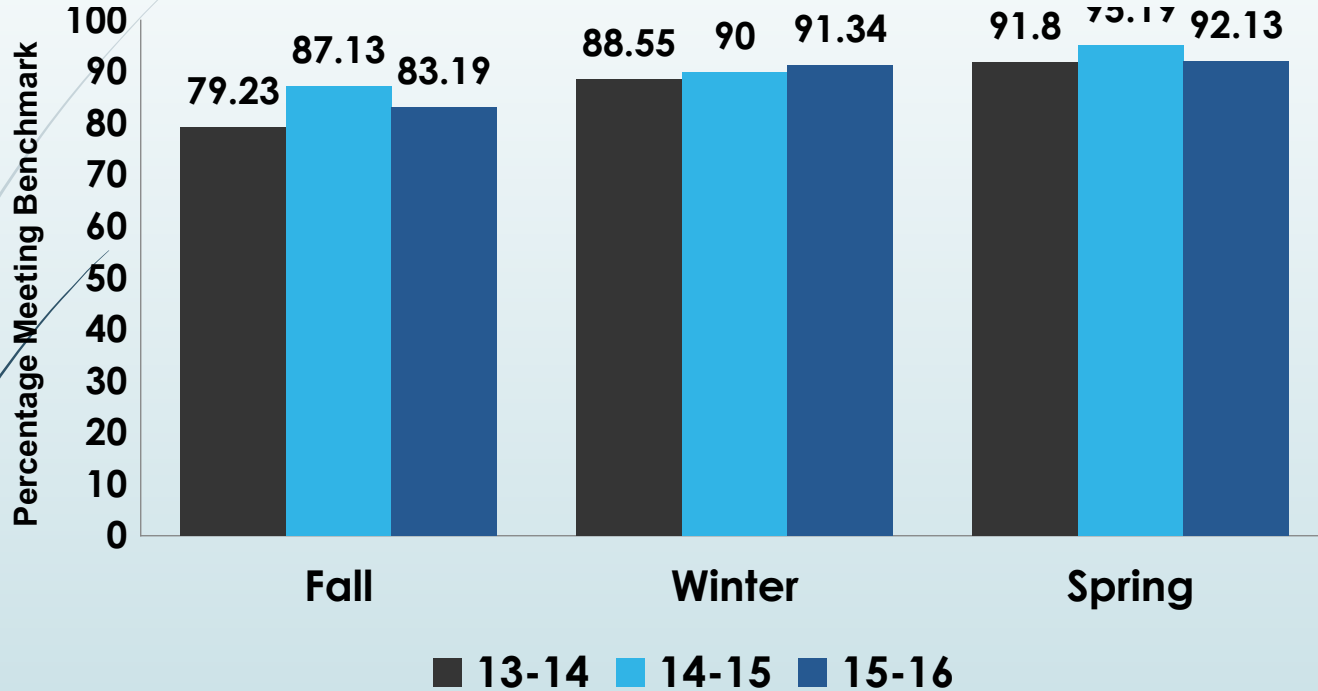




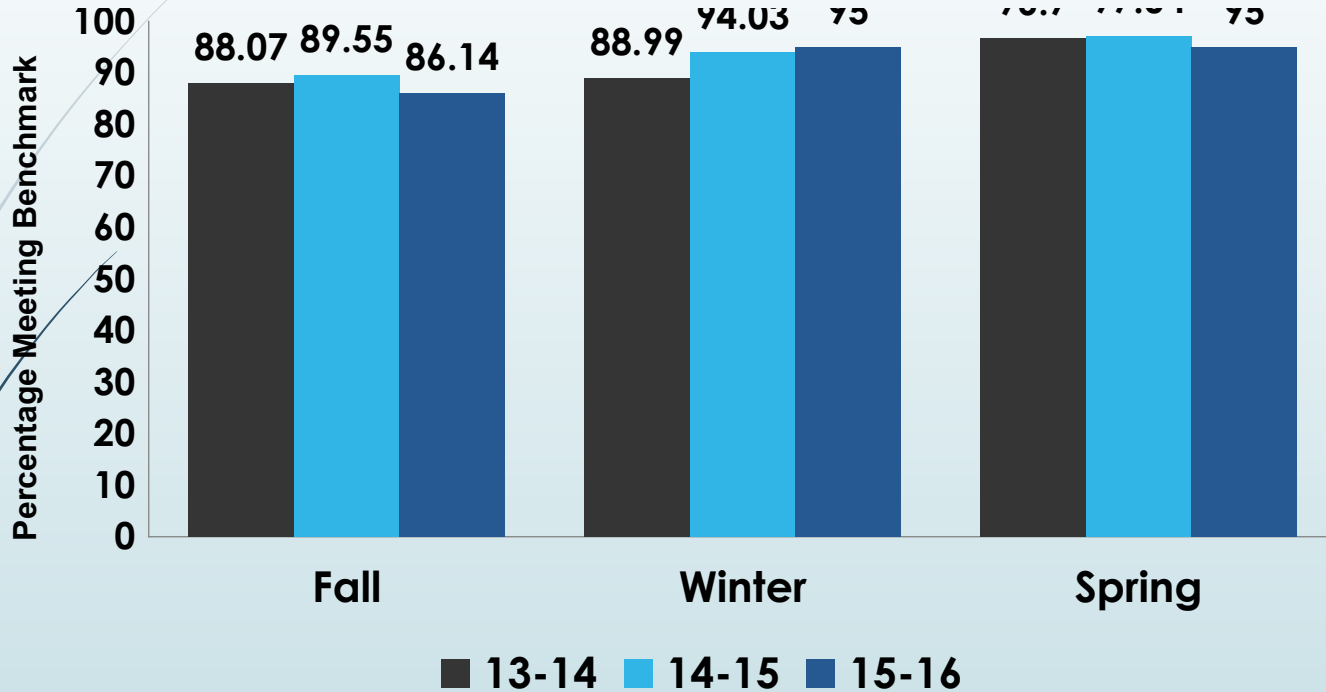
# 3rd Grade Accuracy



# 4th Grade Accuracy



# 5th Grade Accuracy





# Social Networking...What mishaps occurred during 2015-16?

**Fulton teacher resigns over Facebook rant. Is social media a minefield for educators?**

January 6, 2016

**Florida teacher fired over nude Snapchat photos**

Feb. 9, 2016

**Teacher Arrested After This Snapchat Video Captured Her Repeatedly Hitting Student**

April 11, 2016

**Teacher was fired after parents found her lingerie modeling pictures on Facebook**

March 29, 2016

**Court Rules Teacher Can't Sue After Being Fired For Blogging About Her Students**

September 4, 2015

**Art teacher fired after posting student's picture to Instagram with the caption 'I don't know him, but I hate him'**

Aug. 28, 2014

**This teacher was nearly fired after students' parents saw her Instagram account**

Oct. 15, 2016

More on Social  
Networking & FERPA






# A Quick Reminder about Section 504

**Together we can observe students & share information if we notice a student is having difficulty.**

**What kinds of things might signal a need to consider Section 504 evaluation?**

**Hint: Think 'major life activities'!**





**What can our kids do in the future...**

**Invent!**



**We want to wish each of you  
the very best this school year!**





# Thank You!



Enjoy your day! 😊

