

**CORONA-NORCO UNIFIED SCHOOL DISTRICT
MEASURE GG - CITIZENS' OVERSIGHT COMMITTEE**

Meeting

May 24, 2021

6:30 P.M.

Boardroom, District Office

Citizens' Oversight Committee Members

Jami Merchant, Chair

Nilo Ambriz, Vice Chair

Kevin Bash
Don Kindred
Raul Gomez
Bryan Graves

Jennifer Jones

Joy Olea

Amber Pelland

Todd Rigby

Jacquelyn Roberts
Hugo Villanueva
Amanda Wade

CNUSD Staff Members

Alan Giles, Assistant Superintendent
Reginald Thompkins, Assistant Superintendent
John Vondriska, Administrative Director

Troy Shaddox, Director II
Nancy Baker, Director I
Vanessa Dingler, Secretary

AGENDA

1. **CALL TO ORDER**
2. **PLEDGE OF ALLEGIANCE**
3. **PUBLIC COMMENT**
4. **INTRODUCTIONS**
 - a. Introduce New Committee Member – At-Large Representative, Norco
5. **OVERSIGHT COMMITTEE ACTIONS**
 - a. Adoption of Minutes – February 22, 2021
 - b. Approve Meeting Dates for 2021-22
 - PROPOSED 2021-22 MEETING DATES:
September 13, 2021; November 15, 2021; February 28, 2022 and May 23, 2022
(Annual Report to the BOE – December 14, 2021)
6. **COMMUNICATIONS OFFICE MEASURE GG VIDEO**
7. **CITIZENS' OVERSIGHT COMMITTEE REPORT**
 - a. Tarana Alam, Key Analytics
8. **ADJOURNMENT**

**CORONA-NORCO UNIFIED SCHOOL DISTRICT
MEASURE GG
CITIZENS' OVERSIGHT COMMITTEE**

MEETING MINUTES

**Monday, February 22, 2021
Boardroom, District Office**

ATTENDEES

Committee Members:

- | | | |
|---|--|---|
| <input type="checkbox"/> Nilo Ambriz | <input checked="" type="checkbox"/> Kevin Bash | <input type="checkbox"/> Raul Gomez |
| <input type="checkbox"/> Bryan Graves | <input checked="" type="checkbox"/> Corinne Holder | <input checked="" type="checkbox"/> Jennifer Jones |
| <input checked="" type="checkbox"/> Don Kindred | <input checked="" type="checkbox"/> Jami Merchant | <input checked="" type="checkbox"/> Joy Olea |
| <input checked="" type="checkbox"/> Amber Pelland | <input checked="" type="checkbox"/> Todd Rigby | <input checked="" type="checkbox"/> Hugo Villanueva |
| <input checked="" type="checkbox"/> Amanda Wade | | |

District Staff Members:

- | | | |
|--|--|---|
| <input checked="" type="checkbox"/> Alan Giles | <input checked="" type="checkbox"/> Reggie Thompkins | <input checked="" type="checkbox"/> John Vondriska |
| <input checked="" type="checkbox"/> Troy Shaddox | <input checked="" type="checkbox"/> Nancy Baker | <input checked="" type="checkbox"/> Vanessa Dingler |

1. CALL TO ORDER

The meeting was called to order at 6:32 pm.

2. PLEDGE OF ALLEGIANCE

Jami Merchant led the Pledge of Allegiance.

3. PUBLIC COMMENT

No public comments were received for this meeting.

4. INTRODUCTIONS

Corinne Holder announced that this will be her last meeting since she is relocating. Mr. Giles welcomed and introduced: Reggie Thompkins, Assistant Superintendent of Instructional Support and new committee member, Don Kindred – Senior Citizen Representative.

5. OVERSIGHT COMMITTEE ACTIONS

a) Adoption of Meeting Minutes – November 30, 2021

Corinne Holder made a motion to approve the minutes; Jennifer Jones seconded the motion and the committee approved the meeting minutes.

b) Election of Committee Chair

Kevin Bash nominated Jami Merchant for the committee Chair position; Joy Olea seconded the motion and the committee approved Jami Merchant as the new committee chair.

c) Election of Committee Vice-Chair

Jami Merchant nominated Nilo Ambriz for the committee Vice Chair position; Kevin Bash seconded the motion and the committee approved Nilo Ambriz as the new Vice Chair. Nilo Ambriz will be contacted to verify if he wished to accept the position of Vice-Chair.

CORONA-NORCO UNIFIED SCHOOL DISTRICT
MEASURE GG
CITIZENS' OVERSIGHT COMMITTEE

6. AUDIT REPORT by Andrew Park, Eide Bailly, LLP

Mr. Giles introduced Andrew Park from Eide Bailly. Andrew Park presented the Measure GG Bond Audit Report for the period of July 1, 2019 through June 30, 2020. This audit report was presented and approved by the Board of Education at the January 19 Board Meeting. He mentioned that the audit was conducted remotely with much help from the District.

Mr. Park briefly explained that the bond audit report is composed of two separate components. The first part consists of the Financial Audit and the second part consists of the Performance or Compliance Audit.

The Financial Audit will audit overall the financial statements specifically focused on where the bond funds are housed which is called the Building Fund. The audit firm will take the unaudited actuals specifically for the building fund, audit them and render an opinion. The highest level of assurance is considered an unmodified or clean opinion followed by a qualified opinion and lastly an adverse or disclaimer opinion. Mr. Park stated that a clean opinion was issued for the use of the Measure GG funds.

The Balance sheet located on page 3 of the audit report, ended in \$73.3 million as of June 30, 2020. For the 2020-21 school year, the fund balance available without the liabilities is \$59.8 million. A liability is an amount that is owed. Mr. Park gave a brief description of the income statement located on page 4 of the report. In the 2019-20 school year, the district had a total of \$53.8 of expenditures incurred.

On page 9 of the audit report regarding internal controls, it states that no issues were found with the internal controls and the financial reporting is accurate. The district is a governmental entity and is subject to a government audit; therefore, the auditors are tasked with reviewing the process as a whole and are required to report any problems found during the audit. Mr. Park mentioned that no issues were found and the financial reporting is accurate.

The second part of the report consists of the Performance or Compliance Audit and relates how the money is being spent and if it is in accordance to what voters have approved for Measure GG. On page 16 of the audit report, it lists the methodology section which states what samples were used and what was done to verify that the samples are in compliance. Mr. Park stated that transactions audited covered approximately \$53 million which represents 69% of the total expenditures. Based on the audit performed, the auditors did not identify any expenditures outside of the approved ballot measures. He explained that auditors have issued a clean opinion.

7. CITIZENS' OVERSIGHT COMMITTEE REPORT by Tarana Alam, Key Analytics

John Vondriska introduced Tarana Alam with Key Analytics. Tarana Alam presented a new report that replaces the previous Project List and Financial report. Tarana mentioned that they were tasked with analyzing the district's financial data pertaining to Measure GG funds and presenting this information in a format that is made easier to read and understand. Financial data is analyzed and reconciled serving as another audit to the financial information.

- On page 1 of the report, it states the history of the Bond which includes language from the ballot that was approved by voters; the dollar amount issued for each Series, including the remaining authorization that is pending in the amount of \$90.5 million; and the current expenditures and the remaining cash balance as of February 22, 2021. A suggestion was made to make the font on the chart larger so it is easier to read.
- Page 2 and 3 of the report states how the Measure GG funds are allocated per area, the expenditures to date and the remaining allocation.

CORONA-NORCO UNIFIED SCHOOL DISTRICT
MEASURE GG
CITIZENS' OVERSIGHT COMMITTEE

- Page 4 of the report lists other funding sources used for district projects.
- Page 5 of the report lists State Funding that the district has received and future pending State Funding. The process of applying and receiving state funds was explained to the committee members. The district is currently expecting to receive in State funding approximately \$37.7 million and has eligibility for future State School Bond in the amount of \$28 million. The \$37.7 million pending will be used to cover the overages spent in the Eastvale Area, and is expected to be received by 2023.

Tarana Alam explained that the report is divided into two sections, Section 1 being the Facilities section and Section 2 is for the IT Section. Mr. Vondriska presented Section 1 of the report to the committee members:

- Page 6 of the report is a brief summary of completed projects, which includes two new school sites, roofing, fencing, security cameras and modernization/improvement projects.
- Page 7 & 8 include Project and Financial information for Active projects. The Corona Fundamental Project is still in the planning phase. It is expected to begin in May or June and will be a 12-14 month long project. This project should be completed in the summer of 2022. The Jefferson Elementary project is approximately 90% complete and is expected to be complete by June or July. For the Norco Intermediate project, site work and punch list work is being completed and should be done by April or May of this year. The Norco High School roofing project is in progress. For Washington Elementary, the total budget estimate is \$10 million but only \$7 million will come from Measure GG and the remainder will come from Capital Facilities Funds.
- For pages 10-16, the report lists completed Measure GG projects. A question was made regarding the security cameras. Security cameras were installed within the first issuance of the bond money and they are not actively monitored, but are passively monitored with 30 days of recorded footage.
- Pages 17-23, the report list projects with the most current financial information. Mr. Vondriska gave a brief description of projects listed in progress. At Foothill Elementary, some of the older relas were removed from the school site, this project is complete and waiting on final billing. For Washington Elementary, we are waiting for project approval from DSA and are in the process of setting up interviews for General Contractor to start this project in the summer. A few expenditures are still pending for the Rondo Elementary project. A concern was made in regards to the Stem Academy in the Eastvale area regarding the Measure GG project budgets that does not match the past financial reports. The original budgets should remain the same in every report and the expenditures should change to show final cost of budget, whether this be over or under the original project budget. Mr. Vondriska will ensure that future reports will reflect original set budgets and the remaining budget balance will reflect the final cost of each project. A suggestion was made to highlight all changes to the report in yellow for reviewing purposes. A question was made about shade shelters for Highland Elementary, and as of this moment, this is not a scheduled project for Measure GG. Mr. Vondriska will follow up on this concern and report back at a future meeting.

Section 2 of the report was presented to committee members by Troy Shaddox:

- Page 24 of the report is a brief financial summary for Information Technology by areas.
- Page 25 is information that is similar to what is presented to the Board of Education in the Annual Report made by committee members
- On page 26, recently completed projects since September 2020 are listed.

CORONA-NORCO UNIFIED SCHOOL DISTRICT
MEASURE GG
CITIZENS' OVERSIGHT COMMITTEE

- Pages 27-31 are active Measure GG Projects under Information Technology. Mr. Shaddox explained that technology updates at schools sites are on-going throughout all of the issuances of the Measure GG Bond.
- Pages 32-35 includes the financial information for the Information Technology section for all areas. Some expenditures are still being received for many of these projects. There was a mention of equipment at school sites pending installation and Mr. Shaddox mentioned that there is currently nothing pending installation at any school site.

The meeting was adjourned at 7:54 p.m.

CORONA-NORCO UNIFIED SCHOOL DISTRICT

2014 General Obligation Bond Authorization

Measure GG



Citizens' Oversight Committee Report

(District Financials as of 4/30/2021)

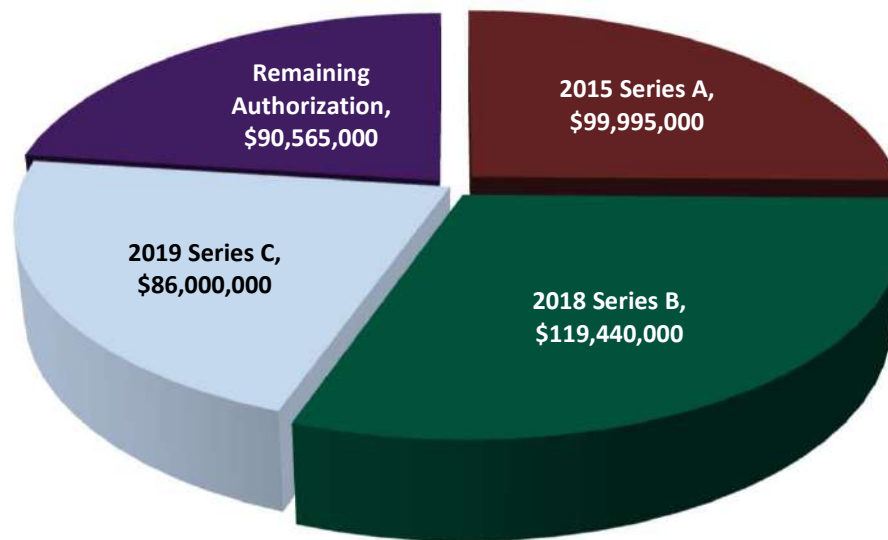
May 24, 2021

2014 GENERAL OBLIGATION BOND MEASURE

Measure GG Overview

On November 4, 2014, the voters of the Corona-Norco Unified School District (the “District”) authorized **Measure GG** under the Proposition 39 statutes. Measure GG authorized the issuance of **\$396 million** in General Obligation Bonds (the “Bonds”). Per the ballot language, the net proceeds of the Bonds are intended to be used to upgrade classrooms, labs and technology; repair roofs, floors and plumbing; repair, construct, acquire and equip classrooms; and improve school safety and security.

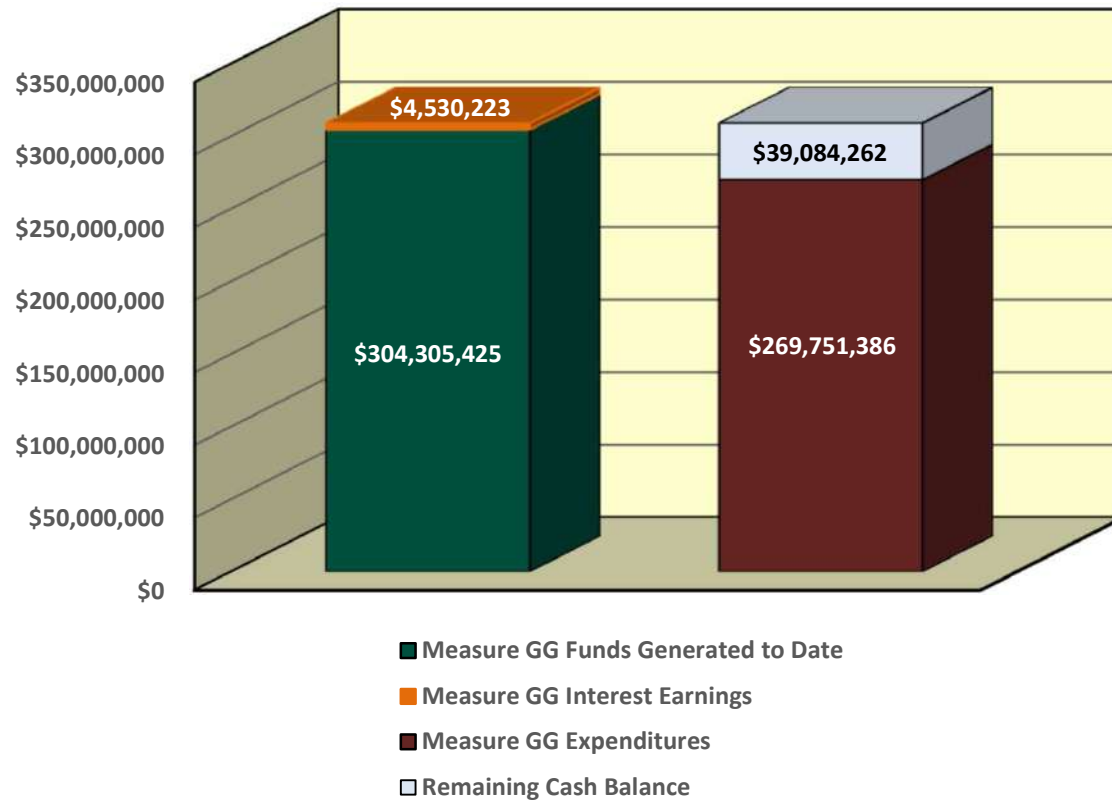
\$396 Million Measure GG Breakdown



2014 GENERAL OBLIGATION BOND MEASURE

Measure GG Financial Summary

Measure GG Total Revenue = \$308,835,647



Measure GG

School Construction Project Updates



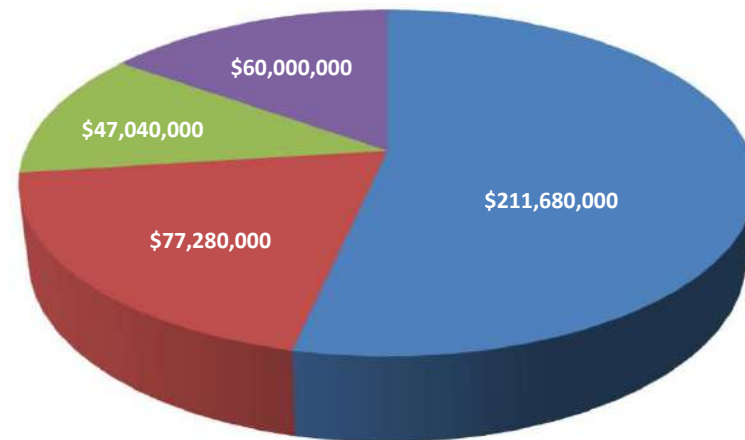
CORONA
63%

EASTVALE
23%

NORCO
14%

TECHNOLOGY
\$60 Million

Measure GG Allocation By Area



- Corona/Unincorporated
- Eastvale
- Norco
- Information Technology



2014 GENERAL OBLIGATION BOND MEASURE

Measure GG Fund Allocation by Area

Measure GG Funding Area	Measure GG Allocation	Expenditures to Date	Remaining Allocation
1 Corona/Unincorporated	\$211,680,000.00	\$86,514,883.64	\$125,165,116.36
2 Eastvale	77,280,000.00	112,585,616.65	(35,305,616.65)
3 Norco	47,040,000.00	40,886,240.83	6,153,759.17
4 Information Technology	<u>60,000,000.00</u>	<u>29,764,644.68</u>	<u>30,235,355.32</u>
COMBINED TOTAL:	\$396,000,000.00	\$269,751,385.80	\$126,248,614.20

2014 GENERAL OBLIGATION BONDS

Potential Additional Funding Sources for District Priority School Projects

In addition to Measure GG, the Corona-Norco Unified School District continues to pursue securing other Capital Facility funding sources in order to fund its priority school projects. These funding sources include:

- ✓ **State School Facility Program Grants (SFP):** The SFP provides grants for school districts to acquire school sites, construct new school facilities, or modernize existing school facilities. The two major funding types available are “new construction” and “modernization”. The new construction grant provides funding on a 50/50 State and local match basis. The modernization grant provides funding on a 60/40 basis.
- ✓ **Community Facilities District Bonds (CFDs):** The Mello-Roos Community Facilities Act provides an alternative method for public agencies to fund facilities. The Community Facilities District ("CFD") is a financing entity through which a local government is authorized to levy special property taxes to pay debt service on bonds or to pay for the direct construction of facilities. CFD revenue is restricted to the funding of additional capacity (e.g. New Construction).
- ✓ **Developer Fees:** School districts have the ability to impose impact fees from new residential development and commercial/industrial development for the construction or reconstruction of school facilities. Developer fees are collected at the time a building permit is issued and are restricted to the funding of additional capacity (e.g. New Construction).
- ✓ **California Clean Energy Jobs Act (Proposition 39):** Prop. 39 was an energy efficiency grant program that provided funding for eligible repairs to heating, ventilation, and air-conditioning (HVAC) systems; new chillers, boilers and furnaces; new lighting and lighting control systems; Installation of energy-efficient windows, programmable thermostats, and thermal window shades; and on-site clean energy generation, such as solar photovoltaic.

2014 GENERAL OBLIGATION BONDS

Potential State Grant Eligibility for Priority School Projects

The Corona-Norco Unified School District has been part of the State School Facility (SFP) grant funding program for over 20 years. Since 2000, the District has obtained over **\$340 million** in State funding. The District is currently eligible for approximately **\$37.7 million** in State modernization and new construction funding from **Proposition 51**, which was approved by the voters on November 8, 2016. The District is also eligible for an additional **\$28.1 million** in State grants from a future voter-approved State school bond.

The receipt of future State grants is predicated on: 1) the District meeting the State’s eligibility requirements; 2) the State funding amounts remaining at the current 50/50 for eligible new construction and 60/40 for eligible modernization projects; and 3) the Governor issuing State School Bonds.

**Estimated
Prop. 51
State Grant
Eligibility**

**Future State Bond
Estimates**

Project Types	State Grants
Elementary Schools:	\$35,430,604
Intermediate Schools:	1,009,935
High Schools:	1,344,548
CURRENT State Funding: *	\$37,785,087
FUTURE State School Bond:	\$28,156,838
TOTAL Potential State Funding:	\$65,941,925

* These projects have met the State’s eligibility requirements and qualify to be funded from the current voter-approved Prop. 51. Funds are expected to be received when the Governor issues School Bonds periodically and the District moves up in the list of unfunded projects State-Wide.

2014 GENERAL OBLIGATION BONDS

Summary of District COMPLETED Since 2015



New Schools

1. Phillistine Rondo
2. STEM Academy



Fencing

27 School Sites



Roofing

7 School Sites & District Facilities



Security Cameras

51 School Sites & District Facilities



Modernization/Improvements

1. Adams
2. Garretson
3. Jefferson
4. Lincoln
5. Roosevelt
6. Norco Elementary

2014 GENERAL OBLIGATION BONDS

Measure GG ACTIVE Facilities Projects

The following capital facility upgrade, modernization, and expansion projects are currently underway:

Campus	Area	Total Budget Estimate	Project Scope	Status
Corona Fundamental Intermediate	Corona	\$12,483,750	The scope of the project includes a multi-purpose room/gymnasium with boys and girls' locker rooms and an indoor-outdoor stage feature to support the performing arts programs	Construction has started and is less than 1% completed. The project is scheduled to be finished in the Summer of 2022
Jefferson Elementary	Corona	\$27,726,787	The scope of the project includes a new administrative building, new library, new computer lab, new classrooms and a modernized parking lot	This project is 98% complete and is expected to be finished by the September of 2021
Norco Intermediate School	Norco	\$22,424,031	This project includes a new administrative building, new library, new multi-purpose room/gymnasium, and an improved parking lot to help with traffic flow in and around the school	This project is 99% complete. The District anticipates site work to be finished by the Summer

2014 GENERAL OBLIGATION BONDS

Measure GG ACTIVE Facilities Projects

Campus	Area	Total Budget Estimate	Project Scope	Status
Washington Elementary	Corona	\$10,000,000 *	Add a permanent kindergarten building and modernization of the administrative offices and the playground	The project has been awarded and work is being planned to begin in August/September 2021

- Represents the full project budget. Measure GG will be funding \$6,992,500.
- Denotes changes since last report.

2014 GENERAL OBLIGATION BONDS

Jefferson Elementary – Construction Progress Pictures



2014 GENERAL OBLIGATION BONDS

Jefferson Elementary – Construction Progress Pictures



2014 GENERAL OBLIGATION BONDS

Corona Fundamental Intermediate School – Construction Progress Pictures



2014 GENERAL OBLIGATION BONDS

Norco Intermediate School – Construction Progress Pictures



**Completed MEASURE GG
Facilities Projects**



2014 GENERAL OBLIGATION BONDS

Measure GG COMPLETED Facilities Projects

Campus		Area	Project Scope	Status
1	Adams Elementary	Corona	<ul style="list-style-type: none"> ✓ New Admin, Classrooms, Kindergarten, Library, MPR, Parking ✓ Security Cameras 	Completed
2	Anthony Elementary	Corona	<ul style="list-style-type: none"> ✓ Fencing ✓ Security Cameras 	Completed
3	Bernice Todd Elementary	Corona	<ul style="list-style-type: none"> ✓ Security Cameras 	Completed
4	Corona Ranch Elementary	Corona	<ul style="list-style-type: none"> ✓ Security Cameras 	Completed
5	Coronita Elementary	Corona	<ul style="list-style-type: none"> ✓ Security Cameras 	Completed
6	Eisenhower Elementary	Corona	<ul style="list-style-type: none"> ✓ Security Cameras 	Completed
7	Foothill Elementary	Corona	<ul style="list-style-type: none"> ✓ Fencing Upgrades ✓ Roofing ✓ Security Cameras 	Completed
8	Franklin Elementary	Corona	<ul style="list-style-type: none"> ✓ Fencing Upgrades ✓ Security Cameras 	Completed
9	Garretson Elementary	Corona	<ul style="list-style-type: none"> ✓ New Admin, Classrooms, Kindergarten, Library, MPR, Parking ✓ Security Cameras 	Completed
10	Jefferson Elementary	Corona	<ul style="list-style-type: none"> ✓ Security Cameras 	Completed

2014 GENERAL OBLIGATION BONDS

Measure GG COMPLETED Facilities Projects

Campus		Area	Project Scope	Status
11	Lincoln Elementary	Corona	<ul style="list-style-type: none"> ✓ New Admin, Classrooms, Kindergarten, Library, MPR, Parking ✓ Security Cameras 	Completed
12	McKinley Elementary	Corona	<ul style="list-style-type: none"> ✓ Fencing ✓ Security Cameras 	Completed
13	Orange Elementary	Corona	<ul style="list-style-type: none"> ✓ Security Cameras 	Completed
14	Parkridge Elementary	Corona	<ul style="list-style-type: none"> ✓ Security Cameras 	Completed
15	Prado Elementary	Corona	<ul style="list-style-type: none"> ✓ Kindergarten Fencing ✓ Security Cameras 	Completed
16	Stallings Elementary	Corona	<ul style="list-style-type: none"> ✓ Fencing Upgrades ✓ Security Cameras 	Completed
17	Temescal Elementary	Corona	<ul style="list-style-type: none"> ✓ Security Cameras 	Completed
18	Vicentia Elementary	Corona	<ul style="list-style-type: none"> ✓ Security Cameras 	Completed
19	Washington Elementary	Corona	<ul style="list-style-type: none"> ✓ Fencing Upgrades ✓ Security Cameras 	Completed

2014 GENERAL OBLIGATION BONDS

Measure GG COMPLETED Facilities Projects

Campus		Area	Project Scope	Status
20	Wilson Elementary	Corona	✓ Security Cameras	Completed
21	Victress Bower Elementary	Corona	✓ Fencing ✓ Security Cameras	Completed
22	Auburndale Intermediate	Corona	✓ Fencing Upgrades ✓ Security Cameras	Completed
23	Chavez Academy K-8	Corona	✓ Dirt Track, Natural Grass Field, Play Structure ✓ Security Cameras	Completed
24	Citrus Hills Intermediate	Corona	✓ Security Cameras	Completed
25	Corona Fundamental	Corona	✓ Fencing Upgrades ✓ Security Cameras	Completed
26	El Cerrito Middle	Corona	✓ Fencing Upgrades ✓ Security Cameras	Completed
27	Home Gardens K-8	Corona	✓ Security Cameras	Completed
28	Raney Intermediate	Corona	✓ Fencing Upgrades ✓ Security Cameras	Completed

2014 GENERAL OBLIGATION BONDS

Measure GG COMPLETED Facilities Projects

Campus		Area	Project Scope	Status
29	Centennial High	Corona	<ul style="list-style-type: none"> ✓ Security Cameras ✓ Fencing ✓ Roofing 	Completed
30	Corona High	Corona	<ul style="list-style-type: none"> ✓ Fencing Upgrades ✓ Security Cameras ✓ Roofing 	Completed
31	Orange Grove High	Corona	<ul style="list-style-type: none"> ✓ Fencing Upgrades ✓ Security Cameras 	Completed
32	Lee Pollard High	Corona	<ul style="list-style-type: none"> ✓ Security Cameras 	Completed
33	Santiago High	Corona	<ul style="list-style-type: none"> ✓ HVAC Upgrades ✓ Fencing ✓ Security Cameras 	Completed
34	Barton Elementary	Eastvale	<ul style="list-style-type: none"> ✓ Security Cameras 	Completed
35	Eastvale Elementary	Eastvale	<ul style="list-style-type: none"> ✓ Security Cameras 	Completed
36	Harada Elementary	Eastvale	<ul style="list-style-type: none"> ✓ Security Cameras 	Completed
37	Louis Vandermolen Elementary	Eastvale	<ul style="list-style-type: none"> ✓ Security Cameras 	Completed
38	Ronald Reagan Elementary	Eastvale	<ul style="list-style-type: none"> ✓ Security Cameras 	Completed

2014 GENERAL OBLIGATION BONDS

Measure GG COMPLETED Facilities Projects

Campus		Area	Project Scope	Status
39	Rosa Parks Elementary	Eastvale	✓ Security Cameras	Completed
40	Philistine Rondo Elementary	Eastvale	✓ Construction for this school started in November of 2017 and was completed in July 2020. This 85,000 square foot school is located in the West side of the city is designed to be a year-round school. Rondo School of Discovery is designed to be a STEAM (Science, Technology, Engineering, Arts, Math) Academy as well as feature the District's first dual immersion English-Mandarin language program	Completed
41	Ramirez Intermediate	Eastvale	✓ Security Cameras	Completed
42	River Heights Intermediate	Eastvale	✓ Security Cameras	Completed
43	Roosevelt High	Eastvale	✓ Security Cameras ✓ Upgrades	Completed

2014 GENERAL OBLIGATION BONDS

Measure GG COMPLETED Facilities Projects

Campus		Area	Project Scope	Status
44	Roosevelt High eSTEM	Eastvale	<ul style="list-style-type: none"> ✓ Construction of the new eSTEM High School located on the Roosevelt High School campus was complete in time for the school to open for the 2019/2020 school year. The eSTEM Academy added classrooms and labs to support Career Technical Training in manufacturing, computer design, and medical pathways. In addition, more parking was added to the campus and additional pedestrian and traffic flow safety features were added in and around the campus to provide for the safety of all students, staff and parents that are accessing the campus 	Completed
45	Norco Elementary	Norco	<ul style="list-style-type: none"> ✓ New Admin, Classrooms, Kindergarten, Library, MPR, Parking ✓ Security Cameras 	Completed
46	Riverview Elementary	Norco	<ul style="list-style-type: none"> ✓ Fencing Upgrades ✓ Security Cameras 	Completed
47	Sierra Vista Elementary	Norco	<ul style="list-style-type: none"> ✓ Fencing Upgrades ✓ Security Cameras 	Completed
48	Norco Intermediate	Norco	<ul style="list-style-type: none"> ✓ Fencing Upgrades ✓ Security Cameras 	Completed

2014 GENERAL OBLIGATION BONDS

Measure GG COMPLETED Facilities Projects

Campus		Area	Project Scope	Status
49	John F. Kennedy High	Norco	✓ Security Cameras	Completed
50	Norco High	Norco	✓ Fencing Upgrades ✓ Security Cameras	Completed
51	District Office Technology	District-Wide	✓ Security Cameras	Completed

MEASURE GG PROJECT SUMMARY- CORONA/UNINCORPORATED AREA (63%)

No.	District Project Name	Measure GG Project Budgets	Measure GG Project Expenditures	Remaining Budget Balance	Project Status
310 - Adams Elementary School Campus Improvements:					
1	Adams Elementary - Modernization Project	\$18,008,027.58	(\$18,008,027.58)	\$0.00	Completed
	Campus Total:	\$18,008,027.58	(\$18,008,027.58)	\$0.00	
320 - Anthony Elementary School Campus Improvements:					
2	Anthony Elementary - Fencing	\$10,000.00	(\$10,000.00)	\$0.00	Completed
	Campus Total:	\$10,000.00	(\$10,000.00)	\$0.00	
610 - Auburndale Intermediate School Campus Improvements:					
3	Auburndale Intermediate - Fencing	\$305,000.00	(\$305,000.00)	\$0.00	Completed
	Campus Total:	\$305,000.00	(\$305,000.00)	\$0.00	
720 - Centennial High School Campus Improvements:					
4	Centennial High School - Roofing	\$1,237,091.25	(\$1,237,091.25)	\$0.00	Completed
5	Centennial High School - Fencing	3,246.75	(3,246.75)	0.00	Completed
	Campus Total:	\$1,240,338.00	(\$1,240,338.00)	\$0.00	
620 - Chavez Academy Campus Improvements:					
6	Chavez Academy - Track & Field	\$1,200,000.00	(\$1,200,000.00)	\$0.00	Completed
	Campus Total:	\$1,200,000.00	(\$1,200,000.00)	\$0.00	

MEASURE GG PROJECT SUMMARY- CORONA/UNINCORPORATED AREA (63%)

No.	District Project Name	Measure GG Project Budgets	Measure GG Project Expenditures	Remaining Budget Balance	Project Status
650 - Corona Fundamental Intermediate School Campus Improvements:					
7	Corona Fundamental Intermediate - Modernization Project	\$12,483,750.00	(\$544,907.19)	\$11,938,842.81	In Progress
8	Corona Fundamental Intermediate - Fencing	185,593.41	(185,593.41)	0.00	Completed
Campus Total:		\$12,669,343.41	(\$730,500.60)	\$11,938,842.81	
730 - Corona High School Campus Improvements:					
9	Corona High School - Roofing	\$753,578.75	(\$753,578.75)	\$0.00	Completed
10	Corona High School - Fencing	9,832.50	(9,832.50)	0.00	Completed
Campus Total:		\$763,411.25	(\$763,411.25)	\$0.00	
655 - El Cerrito Middle School Campus Improvements:					
11	El Cerrito Middle School - Fencing	\$8,845.88	(\$8,845.88)	\$0.00	Completed
Campus Total:		\$8,845.88	(\$8,845.88)	\$0.00	
360 - Foothill Elementary School Campus Improvements:					
12	Foothill Elementary - Roofing	\$540,171.25	(\$540,171.25)	\$0.00	Completed
13	Foothill Elementary - Fencing	149,472.04	(149,472.04)	0.00	Completed
14	Foothill Elementary - Removal Relos	500,000.00	(295,099.50)	204,900.50	In Progress
Campus Total:		\$1,189,643.29	(\$984,742.79)	\$204,900.50	
370 - Franklin Elementary School Campus Improvements:					
15	Franklin Elementary - Fencing	\$10,000.00	(\$10,000.00)	\$0.00	Completed
Campus Total:		\$10,000.00	(\$10,000.00)	\$0.00	

MEASURE GG PROJECT SUMMARY- CORONA/UNINCORPORATED AREA (63%)

No.	District Project Name	Measure GG Project Budgets	Measure GG Project Expenditures	Remaining Budget Balance	Project Status
380 - Garretson Elementary School Campus Improvements:					
16	Garretson Elementary - Modernization Project	\$19,612,804.31	(\$19,612,804.31)	\$0.00	Completed
	Campus Total:	\$19,612,804.31	(\$19,612,804.31)	\$0.00	
420 - Jefferson Elementary School Campus Improvements:					
17	Jefferson Elementary - Modernization Project	\$27,726,786.76	(\$23,516,575.03)	\$4,210,211.73	In Progress
18	Jefferson Elementary - Fencing	242,196.00	(242,196.00)	0.00	Completed
	Campus Total:	\$27,968,982.76	(\$23,758,771.03)	\$4,210,211.73	
430 - Lincoln Elementary School Campus Improvements:					
19	Lincoln Elementary - Modernization Project	\$17,369,446.06	(\$17,369,446.06)	\$0.00	Completed
	Campus Total:	\$17,369,446.06	(\$17,369,446.06)	\$0.00	
440 - McKinley Elementary School Campus Improvements:					
20	Mckinley Elementary - Fencing	\$9,405.95	(\$9,405.95)	\$0.00	Completed
	Campus Total:	\$9,405.95	(\$9,405.95)	\$0.00	
753 - Orange Grove Continuation School Campus Improvements:					
21	Orange Grove Continuation - Fencing	\$100,000.00	(\$100,000.00)	\$0.00	Completed
	Campus Total:	\$100,000.00	(\$100,000.00)	\$0.00	
470 - Prado View Elementary School Campus Improvements:					
22	Prado View Elementary - Fencing	\$25,000.00	(\$25,000.00)	\$0.00	Completed
	Campus Total:	\$25,000.00	(\$25,000.00)	\$0.00	

MEASURE GG PROJECT SUMMARY- CORONA/UNINCORPORATED AREA (63%)

No.	District Project Name	Measure GG Project Budgets	Measure GG Project Expenditures	Remaining Budget Balance	Project Status
690 - Raney Intermediate School Campus Improvements:					
23	Raney Intermediate - Fencing	\$325,000.00	(\$325,000.00)	\$0.00	Completed
	Campus Total:	\$325,000.00	(\$325,000.00)	\$0.00	
760 - Santiago High School Campus Improvements:					
24	Santiago High School - Fencing	\$3,339.25	(\$3,339.25)	\$0.00	Completed
25	Santiago High School - HVAC Program	637,987.40	(637,987.40)	0.00	Completed
	Campus Total:	\$641,326.65	(\$641,326.65)	\$0.00	
510 - Stallings Elementary School Campus Improvements:					
26	Stallings Elementary - Fencing	\$85,000.00	(\$85,000.00)	\$0.00	Completed
	Campus Total:	\$85,000.00	(\$85,000.00)	\$0.00	
810 - Victress Bower School Campus Improvements:					
27	Victress Bower - Fencing	\$90,000.00	(\$90,000.00)	\$0.00	Completed
	Campus Total:	\$90,000.00	(\$90,000.00)	\$0.00	
530 - Washington Elementary School Campus Improvements:					
28	Washington Elementary - Modernization Project	\$6,992,500.00	(\$510,915.02)	\$6,481,584.98	In Progress
29	Washington Elementary - Fencing	168,934.57	(168,934.57)	0.00	Completed
	Campus Total:	\$7,161,434.57	(\$679,849.59)	\$6,481,584.98	
COMBINED TOTALS CORONA/UNINCORPORATED AREA:		\$108,793,009.71	(\$85,957,469.69)	\$22,835,540.02	

MEASURE GG PROJECT SUMMARY- EASTVALE AREA (23%)


No.	District Project Name	Measure GG Project Budgets	Measure GG Project Expenditures	Remaining Budget Balance	Project Status
016 - Phillistine Rondo Elementary School Campus Improvements:					
30	Phillistine Rondo Elementary - New School Construction	\$20,000,000.00	(\$45,254,139.51)	(\$25,254,139.51)	In Final Close-Out
Campus Total:		\$20,000,000.00	(\$45,254,139.51)	(\$25,254,139.51)	
755 - Roosevelt High School Campus Improvements:					
31	Roosevelt High School - Remodel	\$750,000.00	(\$750,000.00)	\$0.00	Completed
Campus Total:		\$750,000.00	(\$750,000.00)	\$0.00	
047 - Stem Academy Campus Improvements:					
32	Stem Academy - New School Construction	\$55,500,000.00	(\$66,377,976.81)	(\$10,877,976.81)	Completed
Campus Total:		\$55,500,000.00	(\$66,377,976.81)	(\$10,877,976.81)	
COMBINED TOTALS EASTVALE AREA:		<u>\$76,250,000.00</u>	<u>(\$112,382,116.32)</u>	<u>(\$36,132,116.32)</u>	

MEASURE GG PROJECT SUMMARY- NORCO AREA (14%)

No.	District Project Name	Measure GG Project Budgets	Measure GG Project Expenditures	Remaining Budget Balance	Project Status
390 - Highland Elementary School Campus Improvements:					
33	Highland Elementary - Fencing	\$75,000.00	(\$75,000.00)	\$0.00	Completed
	Campus Total:	\$75,000.00	(\$75,000.00)	\$0.00	
450 - Norco Elementary School Campus Improvements:					
34	Norco Elementary - Modernization Project	\$18,114,758.77	(\$18,114,753.77)	\$5.00	Completed
	Campus Total:	\$18,114,758.77	(\$18,114,753.77)	\$5.00	
750 - Norco High School Campus Improvements:					
35	Norco High School - Roofing	\$1,685,997.03	(\$1,685,997.03)	\$0.00	Completed
36	Norco High School - Fencing	99,002.50	(99,002.50)	0.00	Completed
	Campus Total:	\$1,784,999.53	(\$1,784,999.53)	\$0.00	
670 - Norco Intermediate School Campus Improvements:					
37	Norco Intermediate - Modernization Project	\$22,424,030.87	(\$20,494,754.17)	\$1,929,276.70	In Progress
38	Norco Intermediate - Fencing/Modernization	300,000.00	(42,863.59)	257,136.41	In Progress
	Campus Total:	\$22,724,030.87	(\$20,537,617.76)	\$2,186,413.11	
480 - Riverview Elementary School Campus Improvements:					
39	Riverview Elementary - Fencing	\$100,000.00	(\$100,000.00)	\$0.00	Completed
	Campus Total:	\$100,000.00	(\$100,000.00)	\$0.00	

MEASURE GG PROJECT SUMMARY- NORCO AREA (14%)

No.	District Project Name	Measure GG Project Budgets	Measure GG Project Expenditures	Remaining Budget Balance	Project Status
490 - Sierra Vista Elementary School Campus Improvements:					
40	Sierra Vista Elementary - Fencing	\$150,000.00	(\$150,000.00)	\$0.00	Completed
	Campus Total:	\$150,000.00	(\$150,000.00)	\$0.00	
COMBINED TOTALS NORCO AREA:		<u>\$42,948,789.17</u>	<u>(\$40,762,371.06)</u>	<u>\$2,186,418.11</u>	
District-Wide Improvements:					
41	District Office - Facilities Administration	\$884,784.05	(\$884,784.05)	\$0.00	Completed
	Campus Total:	\$884,784.05	(\$884,784.05)	\$0.00	
COMBINED MEASURE GG PROGRAM TOTALS:		\$228,876,582.93	(\$239,986,741.12)	(\$11,110,158.19)	

 Denotes change from last report

Measure GG

Information Technology Upgrades

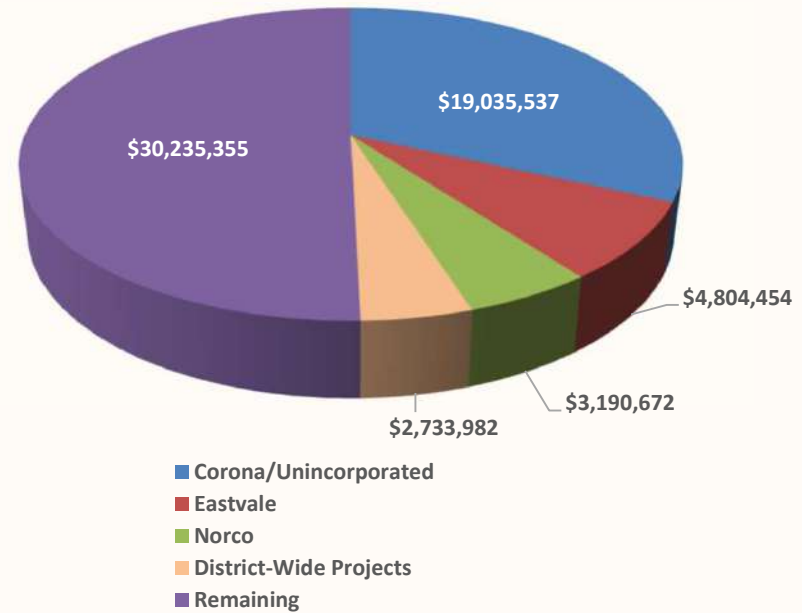


CORONA
\$37,800,000

EASTVALE
\$13,800,000

NORCO
\$8,400,000

Information Technology Expenditures by Area



Measure GG Citizens' Oversight Committee



2014 GENERAL OBLIGATION BONDS

Measure GG Information Technology Projects Overview

Technology updates have been part of Measure GG funding. The Measure GG technology funding is focused on infrastructure and classroom technology. The infrastructure includes data pathways, cabling, and electrical infrastructure. The classroom technology includes a complete control system that unifies the classroom digital learning environment. A total of \$60 million will be used for technology.

A total of \$37.5 million has been allocated towards the above technology installs and upgrades across the District. Installation for classroom technology is continuing and scheduled to be complete by the end of 2020/21 school year. To date, the District has finalized installation of 1,880 projectors, 335 whiteboards, and over 5,000 data drops. Elementary schools received 250 interactive whiteboards. Ongoing professional development for the new technology continues to be provided to Certificated Staff.



2014 GENERAL OBLIGATION BONDS

Measure GG Recently Completed Information Technology Projects

IT Improvements	Project Scope
Extron	<ol style="list-style-type: none"> 1. Prado View 2. River Heights 3. Riverview 4. Roosevelt 5. Rosa Parks
Network Cabling	<ol style="list-style-type: none"> 1. Adams 2. Chavez 3. Home Gardens 4. Louis Vandermolen 5. McKinley 6. Parkridge 7. Prado view 8. River Heights 9. Roosevelt 10. Stallings 11. Vicentia

2014 GENERAL OBLIGATION BONDS

Measure GG Recently Completed Information Technology Projects

IT Improvements	Project Scope
Network Switches	<ol style="list-style-type: none">1. Chavez2. Home Gardens3. Louis Vandermolen4. McKinley5. Parkridge6. Prado View7. Santiago8. Stallings9. Vicentia
VOIP	<ol style="list-style-type: none">1. Eastvale2. El Cerrito3. Harada4. Temescal

2014 GENERAL OBLIGATION BONDS

Measure GG ACTIVE Information Technology Projects – Corona Area

Campus		Scope	Status
1	Adams Elementary	Classroom drops, Projectors/Speakers/Wall mounts, Whiteboards, Interactive Whiteboards, Network Switches, VOIP	In Progress
2	Anthony Elementary	Classroom drops, Projectors/Speakers/Wall mounts, Whiteboards, Interactive Whiteboards, Network Switches, VOIP	In Progress
3	Bernice Todd Academy	Classroom drops, Projectors/Speakers/Wall mounts, Whiteboards, Interactive Whiteboards, Network Switches, Cabling, VOIP	In Progress
4	Corona Ranch Elementary	Classroom drops, Projectors/Speakers/Wall mounts, Whiteboards, Interactive Whiteboards, Network Switches, Cabling	In Progress
5	Coronita Elementary	Classroom drops, Projectors/Speakers/Wall mounts, Whiteboards, Interactive Whiteboards, Network Switches, Cabling, VOIP	In Progress
6	Eisenhower Elementary	Classroom drops, Projectors/Speakers/Wall mounts, Whiteboards, Interactive Whiteboards, Network Switches, Cabling	In Progress
7	Foothill Elementary	Classroom drops, Projectors/Speakers/Wall mounts, Whiteboards, Interactive Whiteboards, Network Switches, Cabling, VOIP	In Progress
8	Franklin Elementary	Classroom drops, Projectors/Speakers/Wall mounts, Whiteboards, Interactive Whiteboards, Network Switches, VOIP	In Progress
9	Garretson Elementary	Classroom drops, Projectors/Speakers/Wall mounts, Whiteboards, Interactive Whiteboards, Network Switches, Cabling, VOIP	In Progress
10	Jefferson Elementary	Classroom drops, Projectors/Speakers/Wall mounts, Whiteboards, Interactive Whiteboards, Network Switches, VOIP	In Progress
11	Lincoln Elementary	Classroom drops, Projectors/Speakers/Wall mounts, Whiteboards, Interactive Whiteboards, Network Switches, Cabling, VOIP	In Progress

2014 GENERAL OBLIGATION BONDS

Measure GG ACTIVE Information Technology Projects – Corona Area

	Campus	Scope	Status
12	McKinley Elementary	Classroom drops, Projectors/Speakers/Wall mounts, Whiteboards, Interactive Whiteboards, Network Switches, VOIP	In Progress
13	Orange Elementary	Classroom drops, Projectors/Speakers/Wall mounts, Whiteboards, Interactive Whiteboards, Network Switches, Cabling, VOIP	In Progress
14	Parkridge Elementary	Classroom drops, Projectors/Speakers/Wall mounts, Whiteboards, Interactive Whiteboards, Network Switches, VOIP	In Progress
15	Prado View Elementary	Classroom drops, Projectors/Speakers/Wall mounts, Whiteboards, Interactive Whiteboards, Network Switches, VOIP	In Progress
16	Stallings Elementary	Classroom drops, Projectors/Speakers/Wall mounts, Whiteboards, Interactive Whiteboards, Network Switches, VOIP	In Progress
17	Temescal Valley Elementary	Classroom drops, Projectors/Speakers/Wall mounts, Whiteboards, Interactive Whiteboards, Network Switches, Cabling, VOIP	In Progress
18	Vicentia Elementary	Classroom drops, Projectors/Speakers/Wall mounts, Whiteboards, Interactive Whiteboards, Network Switches, VOIP	In Progress
19	Washington Elementary	Classroom drops, Projectors/Speakers/Wall mounts, Whiteboards, Interactive Whiteboards, Network Switches, VOIP	In Progress
20	Wilson Elementary	Classroom drops, Projectors/Speakers/Wall mounts, Whiteboards, Interactive Whiteboards, Network Switches, VOIP	In Progress
21	Victress Bower	Classroom drops, Projectors/Speakers/Wall mounts, Whiteboards, Interactive Whiteboards	In Progress
22	Auburndale Intermediate	Classroom drops, Projectors/Speakers/Wall mounts, Whiteboards, Network Switches, VOIP	In Progress

2014 GENERAL OBLIGATION BONDS

Measure GG ACTIVE Information Technology Projects – Corona Area

Campus		Scope	Status
23	Chavez Academy K-8	Classroom drops, Projectors/Speakers/Wall mounts, Whiteboards, Interactive Whiteboards, Network Switches, VOIP	In Progress
24	Citrus Hills Intermediate	Classroom drops, Projectors/Speakers/Wall mounts, Whiteboards, Network Switches, Cabling, VOIP	In Progress
25	Corona Fundamental	Classroom drops, Projectors/Speakers/Wall mounts, Whiteboards, Network Switches, VOIP	In Progress
26	El Cerrito Middle	Classroom drops, Projectors/Speakers/Wall mounts, Whiteboards, Network Switches, VOIP	In Progress
27	Home Gardens Academy K-8	Classroom drops, Projectors/Speakers/Wall mounts, Whiteboards, Interactive Whiteboards, Network Switches, VOIP	In Progress
28	Raney Intermediate	Classroom drops, Projectors/Speakers/Wall mounts, Whiteboards, Network Switches, VOIP	In Progress
29	Centennial High	Classroom drops, Projectors/Speakers/Wall mounts, Whiteboards, Pull Down Screens, Network Switches, VOIP	In Progress
30	Corona High	Classroom drops, Projectors/Speakers/Wall mounts, Whiteboards, Pull Down Screens, Network Switches, Cabling, VOIP	In Progress
31	Orange Grove High	Classroom drops, Projectors/Speakers/Wall mounts, Whiteboards, Network Switches, Cabling, VOIP	In Progress
32	Lee Pollard High	Classroom drops, Projectors/Speakers/Wall mounts, Whiteboards, Pull Down Screens, Network Switches	In Progress
33	Santiago High	Classroom drops, Projectors/Speakers/Wall mounts, Whiteboards, Pull Down Screens, Network Switches, Cabling	In Progress

2014 GENERAL OBLIGATION BONDS

Measure GG ACTIVE Information Technology Projects – Eastvale Area

Campus		Scope	Status
34	Barton Elementary	Classroom drops, Projectors/Speakers/Wall mounts, Whiteboards, Interactive Whiteboards, Network Switches, Cabling	In Progress
35	Eastvale Elementary	Classroom drops, Projectors/Speakers/Wall mounts, Whiteboards, Interactive Whiteboards, Network Switches, VOIP	In Progress
36	Harada Elementary	Classroom drops, Projectors/Speakers/Wall mounts, Whiteboards, Interactive Whiteboards, Network Switches, Cabling, VOIP	In Progress
37	Louis Vandermolen Elementary	Classroom drops, Projectors/Speakers/Wall mounts, Whiteboards, Interactive Whiteboards, Network Switches, VOIP	In Progress
38	Ronald Reagan Elementary	Classroom drops, Projectors/Speakers/Wall mounts, Whiteboards, Interactive Whiteboards, Network Switches, VOIP	In Progress
39	Rosa Parks Elementary	Classroom drops, Projectors/Speakers/Wall mounts, Whiteboards, Interactive Whiteboards, Network Switches	In Progress
40	Ramirez Intermediate	Classroom drops, Projectors/Speakers/Wall mounts, Whiteboards, Network Switches, VOIP	In Progress
41	River Heights Intermediate	Classroom drops, Projectors/Speakers/Wall mounts, Whiteboards, Cabling, Network Switches	In Progress
42	Roosevelt High	Classroom drops, Projectors/Speakers/Wall mounts, Whiteboards, Pull Down Screens, Network Switches, VOIP	In Progress

2014 GENERAL OBLIGATION BONDS

Measure GG ACTIVE Information Technology Projects – Norco Area

Campus		Scope	Status
43	Highland Elementary	Classroom drops, Projectors/Speakers/Wall mounts, Whiteboards, Interactive Whiteboards, Network Switches, Cabling, VOIP	In Progress
44	Norco Elementary	Classroom drops, Projectors/Speakers/Wall mounts, Whiteboards, Interactive Whiteboards, Network Switches, VOIP	In Progress
45	Riverview Elementary	Classroom drops, Projectors/Speakers/Wall mounts, Whiteboards, Interactive Whiteboards, Network Switches, VOIP	In Progress
46	Sierra Vista Elementary	Classroom drops, Projectors/Speakers/Wall mounts, Whiteboards, Interactive Whiteboards, Network Switches, VOIP	In Progress
47	Norco Intermediate	Classroom drops, Projectors/Speakers/Wall mounts, Whiteboards, Network Switches, Cabling, VOIP	In Progress
48	John F. Kennedy High	Classroom drops, Projectors/Speakers/Wall mounts, Whiteboards, Network Switches	In Progress
49	Norco High	Classroom drops, Projectors/Speakers/Wall mounts, Whiteboards, Pull Down Screens, Network Switches, VOIP	In Progress

Campus		Scope	Status
50	District Office Technology	VDI, Servers, Data Storage, Personalized Learning, Data Center upgrades, Video Surveillance Infrastructure, Security Cameras	In Progress

MEASURE GG INFORMATION TECHNOLOGY PROJECT SUMMARY- CORONA/UNINCORPORATED AREA (63%)

No.	District Project Name	Information Technology Commitments to Date	Information Technology Expenditures to Date	Remaining Information Technology Commitments
1	Adams Elementary School Information Technology	\$393,739.14	(\$325,875.53)	\$67,863.61
2	Anthony Elementary School Information Technology	499,988.68	(412,594.92)	87,393.76
3	Auburndale Intermediate Information Technology	469,321.89	(469,321.89)	0.00
4	Bernice Todd Academy Information Technology	469,584.22	(469,584.22)	0.00
5	Centennial High School Information Technology	1,422,557.24	(1,251,324.78)	171,232.46
6	Chavez Academy Information Technology	634,044.93	(632,331.92)	1,713.01
7	Citrus Hills Intermediate Information Technology	721,761.35	(721,761.35)	0.00
8	Corona Fundamental Interm. Information Technology	390,312.87	(390,312.87)	0.00
9	Corona High School Information Technology	1,778,041.64	(1,778,041.64)	0.00
10	Corona Ranch Elementary School Information Technology	378,551.27	(371,493.81)	7,057.46
11	Coronita Elementary School Information Technology	436,515.72	(436,515.72)	0.00
12	Eisenhower Elementary School Information Technology	487,258.91	(386,191.04)	101,067.87
13	El Cerrito Middle School Information Technology	658,253.85	(658,253.85)	0.00
14	Foothill Elementary School Information Technology	722,992.70	(722,992.70)	0.00
15	Franklin Elementary School Information Technology	360,914.31	(360,914.31)	0.00
16	Garretson Elementary School Information Technology	672,054.37	(672,054.37)	0.00
17	Home Gardens Elementary School Information Technology	600,793.94	(599,314.90)	1,479.04
18	Jefferson Elementary School Information Technology	387,080.82	(387,080.82)	0.00
19	Lincoln Alternative Information Technology	530,215.69	(530,215.69)	0.00
20	Mckinley Elementary School Information Technology	526,267.35	(526,061.36)	205.99

MEASURE GG INFORMATION TECHNOLOGY PROJECT SUMMARY- CORONA/UNINCORPORATED AREA (63%)

No.	District Project Name	Information Technology Commitments to Date	Information Technology Expenditures to Date	Remaining Information Technology Commitments
21	Orange Elementary School Information Technology	\$566,963.65	(\$566,963.65)	\$0.00
22	Orange Grove High School Information Technology	465,778.41	(465,778.41)	0.00
23	Parkridge Elementary School Information Technology	485,196.56	(485,196.56)	0.00
24	Pollard High School Information Technology	420,266.20	(420,266.20)	0.00
25	Prado View Elementary Information Technology	602,011.95	(517,495.55)	84,516.40
26	Raney Intermediate School Information Technology	740,135.99	(740,135.99)	0.00
27	Santiago High School Information Technology	1,388,333.69	(1,387,697.72)	635.97
28	Stallings Elementary School Information Technology	431,686.47	(431,686.47)	0.00
29	Temescal Valley Elementary School Information Technology	421,980.33	(421,980.33)	0.00
30	Vicentia Elementary School Information Technology	435,235.73	(435,235.73)	0.00
31	Victress Bower Information Technology	109,031.64	(102,154.98)	6,876.66
32	Washington Elementary Information Technology	465,584.35	(465,584.35)	0.00
33	Wilson Elementary School Information Technology	493,123.57	(493,123.57)	0.00
CORONA/UNINCORPORATED AREA TOTAL:		\$19,565,579.43	(\$19,035,537.20)	\$530,042.23

MEASURE GG INFORMATION TECHNOLOGY PROJECT SUMMARY- EASTVALE AREA (23%)

No.	District Project Name	Information Technology Commitments to Date	Information Technology Expenditures to Date	Remaining Information Technology Commitments
34	Barton Elementary School Information Technology	550,405.33	(\$550,405.33)	0.00
35	Eastvale Elementary School Information Technology	466,079.44	(336,066.03)	130,013.41
36	Harada Elementary School Information Technology	597,046.52	(431,045.28)	166,001.24
37	Louis Vandermolen Elem. School Information Technology	502,323.76	(501,221.28)	1,102.48
38	Ramirez Intermediate School Information Technology	656,794.57	(656,794.57)	0.00
39	River Heights Intermediate School Information Technology	611,280.71	(457,382.42)	153,898.29
40	Ronald Reagan Elementary Information Technology	43,524.35	(43,524.35)	0.00
41	Roosevelt High School Information Technology	1,283,307.90	(1,283,307.90)	0.00
42	Rosa Parks Elementary School Information Technology	544,706.46	(544,706.46)	0.00
EASTVALE AREA TOTAL:		5,255,469.04	(\$4,804,453.62)	451,015.42


MEASURE GG INFORMATION TECHNOLOGY PROJECT SUMMARY- NORCO AREA (14%)

No.	District Project Name	Information Technology Commitments to Date	Information Technology Expenditures to Date	Remaining Information Technology Commitments
43	Highland Elementary School Information Technology	\$391,266.85	(\$391,266.85)	\$0.00
44	J.F. Kennedy High School Information Technology	509,118.91	(461,817.68)	47,301.23
45	Norco Elementary School Information Technology	263,537.51	(263,537.51)	0.00
46	Norco Intermediate School Information Technology	573,549.33	(573,549.33)	0.00
47	Norco High School Information Technology	850,223.62	(850,223.62)	0.00
48	Riverview Elementary School Information Technology	331,077.84	(328,809.76)	2,268.08
49	Sierra Vista Elementary School Information Technology	334,894.62	(321,467.49)	13,427.13
NORCO AREA TOTAL:		\$3,253,668.68	(\$3,190,672.24)	\$62,996.44

MEASURE GG INFORMATION TECHNOLOGY DISTRICT-WIDE PROJECTS

No.	District Project Name	Information Technology Commitments to Date	Information Technology Expenditures to Date	Remaining Information Technology Commitments
50	District Office - Information Technology	\$2,733,981.62	(\$2,733,981.62)	\$0.00
DISTRICT OFFICE IT TOTAL:		\$2,733,981.62	(\$2,733,981.62)	\$0.00

MEASURE GG INFORMATION TECHNOLOGY TOTALS :		<u>\$30,808,698.77</u>	<u>(\$29,764,644.68)</u>	<u>\$1,044,054.09</u>
---	--	-------------------------------	---------------------------------	------------------------------

 Denotes change from last report