

We can sort into groups.



We can represent the data.

We can use pictures.

red	blue	green
●●●●	●●●●●●	●●

We can use numbers.

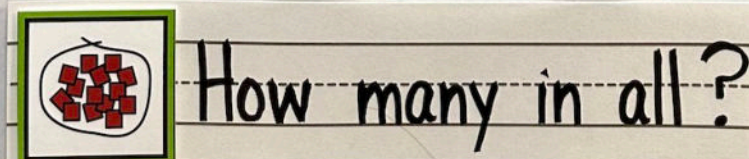


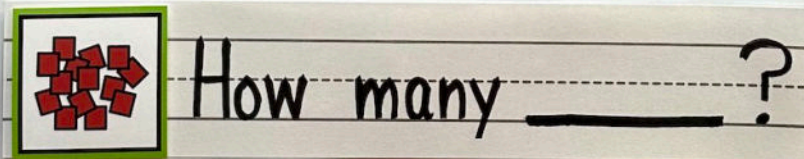
red	blue	green
4	6	2

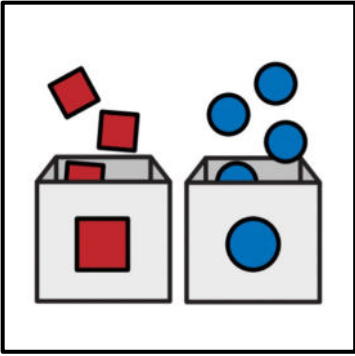
We can use tally marks.

red	blue	green


Created by Lisa Debo

We can ask and answer questions.

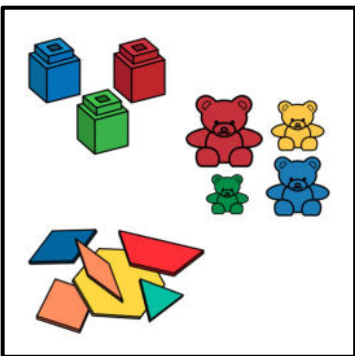





shape



color



type



size

We can use numbers.


red	blue	green
4	6	2

We can use tally marks.

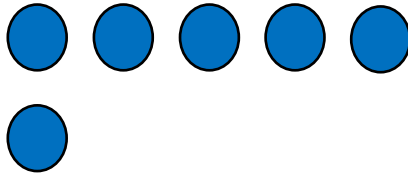
red	blue	green

We can use pictures.

red



blue



green

