



ACHIEVE3000

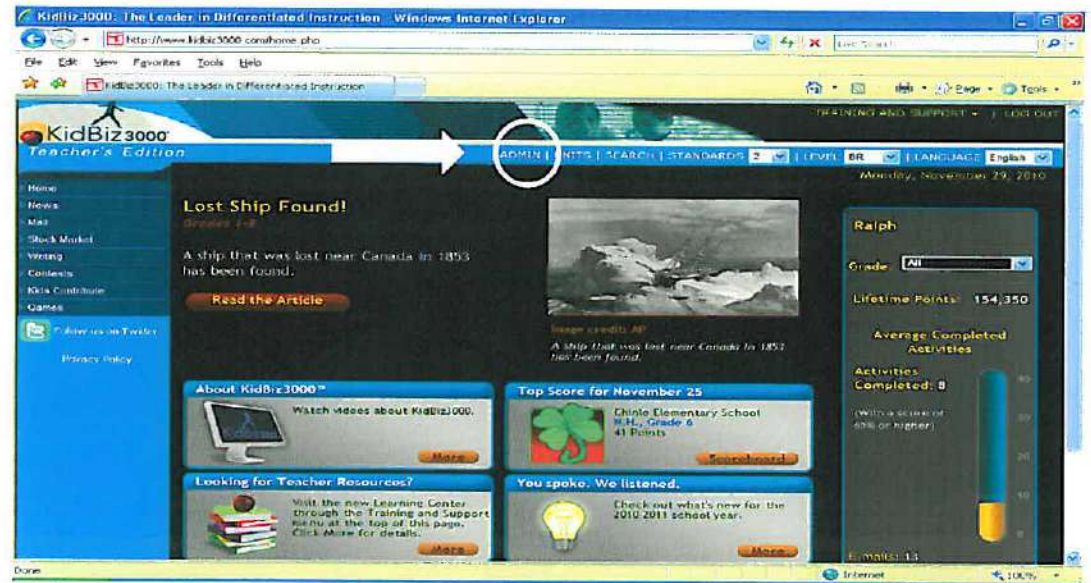
THE POWER OF ONE



HOW ARE MY STUDENT'S DOING?

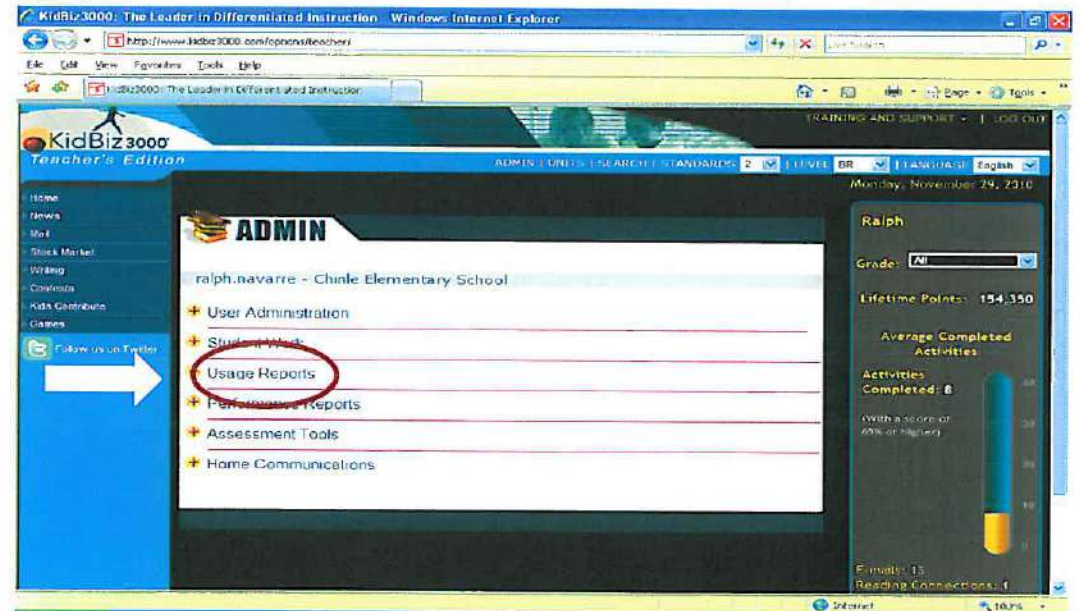
Home Page

1. Click on: **Admin**

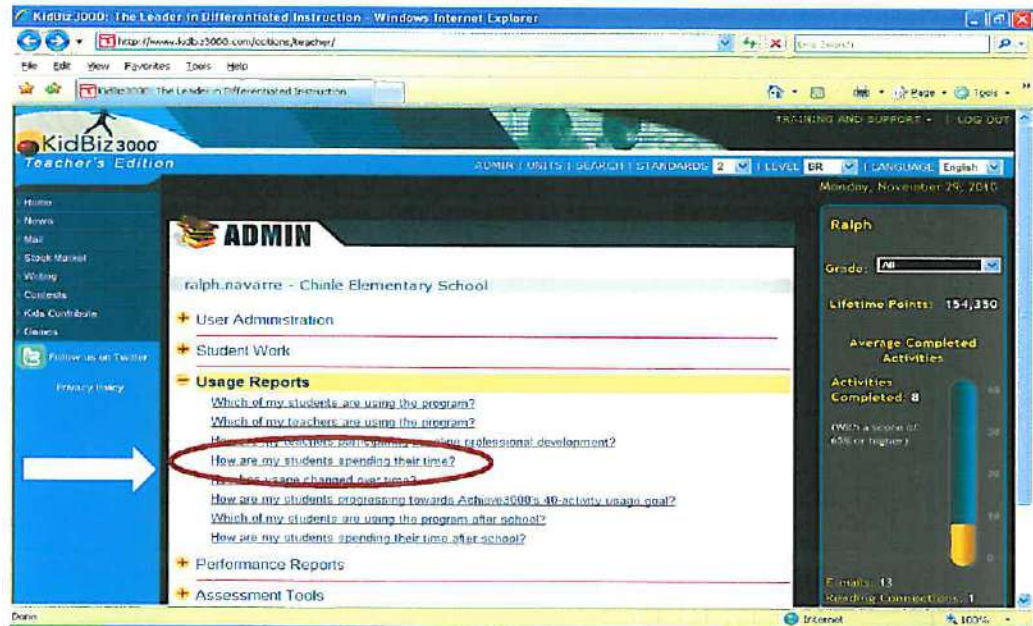


Next Page

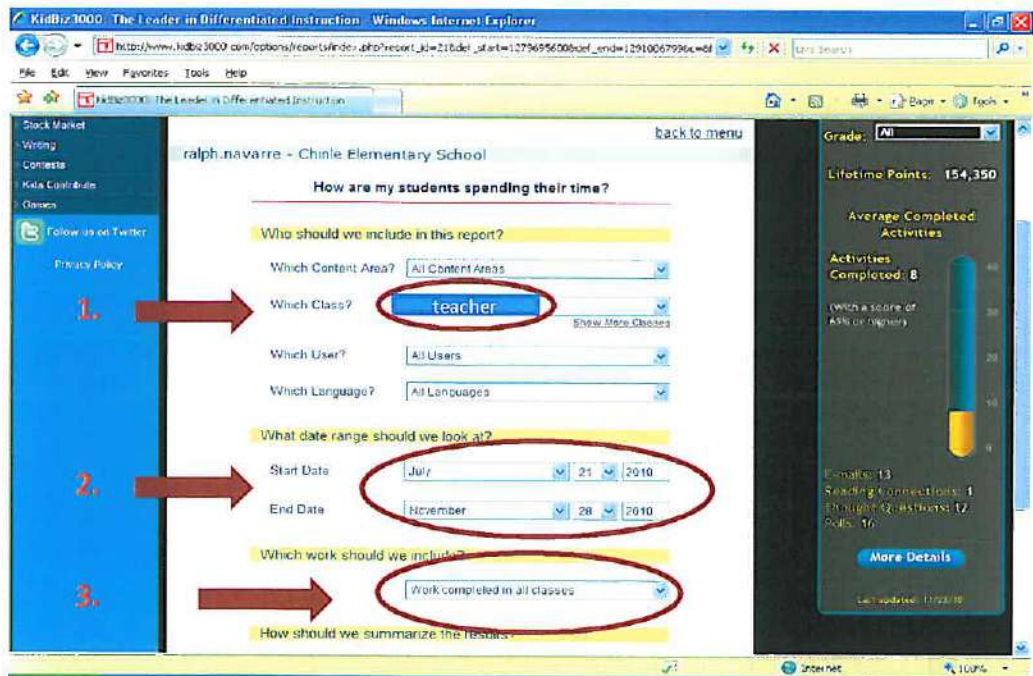
2. Click on: **Usage Reports**



Click on:
How are my students spending their time?



1. Choose a **teacher/or all classes**
2. Choose **Range** (Aug – current)
3. Choose: **Work completed in all classes.**
4. Choose: **View Report**



Class Report by student

1. Number of Multiple Choice Activities per student
2. The average percentage right

Identify the components of the program which users are utilizing

#	User Name	Reading Level	Total Logins	First Login	Last Login	MC Activities	Avg Weekly Activities	MC Active Avg Score	E-mail Sent	Program Hours	Mail	News	MC Active (Rows)
1	S	3.1 / 490L	20	8/30	11/19	12	0.7	70%		0h:3m	2%	20%	41%
2	N	4.1 / 620L	36	9/20	11/22	30	1.6	69%	33	22h 29m	19%	50%	22%
3	A	2.1 / 260L	30	8/30	11/22	24	1.3	61%	31	15h 44m	40%	30%	19%
4	M	3.2 / 520L	27	8/30	11/22	25	1.3	53%	35	15h 8m	18%	20%	24%
5	S	3.2 / 555L	36	8/30	11/22	39	2.1	75%	47	11h 46m	13%	44%	20%
6	T	3.1 / 490L	38	8/30	11/22	28	1.4	69%	40	19h 27m	34%	45%	14%
7	A	3.8 / 105L	31	9/20	11/22	27	1.5	63%	24	14h 21m	16%	17%	25%
8	M	3.2 / 520L	32	8/30	11/19	24	1.4	56%	29	14h 5m	22%	36%	28%
9	S	2.1 / 455L	34	8/30	11/22	33	1.9	54%	40	16h 46m	34%	35%	13%
10	A	2.1 / 260L	29	8/30	11/18	10	0.5	65%	14	12h 28m	17%	55%	8%
11	M	2.2 / 495L	36	8/30	11/22	30	1.8	68%	2	13h 17m	18%	24%	37%
12	A	PRE / 1L	20	8/31	11/22	39	2.1	45%	38	15h 20m	20%	64%	9%
13	M	3.2 / 520L	37	8/30	11/26	30	1.6	62%	14	19h 9m	17%	40%	28%
14	A	PRE / 1L	33	8/30	11/22	36	2.0	41%	16	17h 36m	10%	50%	15%
15	M	3.8 / 225L	25	8/26	11/17	26	1.4	54%	13	13h 38m	12%	62%	17%
16	A	2.2 / 260L	23	9/22	11/22	10	0.5	78%	13	7h 37m	25%	14%	18%
17	M	4.2 / 695L	34	8/30	11/22	11	0.6	85%	17	8h 10m	23%	35%	14%
18	A	3.2 / 425L	34	8/30	11/22	34	2.0	59%	55	16h 53m	29%	27%	19%
19	M	2.1 / 295L	31	8/30	11/22	44	2.4	74%	11	15h 48m	12%	10%	22%
20	A	4.2 / 655L	32	8/30	11/22	29	1.6	69%	12	17h 53m	10%	63%	26%
21	M	4.2 / 655L	33	8/30	11/24	29	1.6	52%	47	13h 1m	42%	26%	21%
22	A	2.2 / 395L	27	8/31	11/22	31	1.7	56%	13	9h 47m	16%	29%	37%
23	M	2.2 / 360L	24	8/30	11/22	13	0.7	67%	24	7h 57m	30%	29%	27%
24	A	4.1 / 620L	30	9/20	11/22	27	1.5	65%	31	17h 42m	22%	38%	29%

Class Report by teacher

1. Number of Multiple Choice Activities per class
2. The average percentage right

How are my students spending their time?
July 21, 2010 - November 28, 2010

Identify the components of the program which users are utilizing

Class	Total Students	Total Logins	First Login	Last Login	MC Activities	Avg Weekly Activities	MC Active Avg Score	E-mails Sent	Program Hours	Mail	News	MC Active
Class: A	24	504	9/14	11/24	219	0.5	39%	121	227h 11m	26%	42%	
Class: B	25	373	9/3	11/28	217	0.5	54%	236	140h 19m	24%	46%	
Class: C	24	565	8/31	11/27	342	0.8	60%	203	331h	9%	89%	
Class: D	24	184	9/14	11/25	101	0.2	43%	20	105h 57m	8%	64%	
Class: E	24	930	8/30	11/28	774	1.0	60%	540	514h 59m	17%	51%	
Class: F	18	545	9/7	11/25	415	1.3	57%	481	280h 14m	26%	40%	
Class: G	18	382	9/16	11/28	579	1.8	56%	359	275h 50m	14%	52%	
Class: H	24	497	9/14	11/20	340	0.8	42%	19	219h 53m	7%	62%	
Class: I	25	727	8/30	11/27	675	1.5	61%	404	275h	12%	55%	
Class: J	15	620	8/30	11/25	452	1.6	71%	33	303h 2m	7%	69%	
Class: K	19	524	9/15	11/26	709	2.0	57%	285	345h 33m	14%	39%	
Class: L	24	738	8/30	11/26	649	1.5	61%	623	342h 58m	21%	42%	
Class: M	26	997	9/1	11/27	1139	2.4	60%	667	541h 35m	19%	41%	
Class: N	26	156	10/30	11/24	236	0.5	63%	127	110h 43m	15%	52%	
Class: O	33	107	9/2	11/23	85	0.1	29%	5	35h 24m	5%	37%	
Class: P	26	429	9/2	11/23	372	0.0	48%	405	190h 41m	18%	48%	
Class: Q	93	39	7/24	11/3	29		51%	17	14h 36m	8%	57%	
School Total	365	8214	8/6	11/28	6300	1.1	57%	4553	4266h 22m	16%	49%	

Open each class by clicking on the: “+”

Kiddiz3000 - Windows Internet Explorer

http://www.kiddiz3000.com/options/reports/usage/line.php?report_id=21&def_start=1275706400&def_end=1291605792&cat=5&user_type=0&id=13&post=0&lat=42&tbl=net_id=10&Class=10638

Classes

Class	24	565	8/31	11/27	342	0.8 ¹	60%	208	331h	9%	59%
Class	24	184	9/14	11/25	101	0.2 ¹	43%	20	105h 57m	8%	64%
Class	24	838	8/30	11/23	774	1.8 ¹	60%	540	914h 55m	17%	51%
Class	18	545	9/7	11/25	415	1.3 ¹	57%	481	288h 14m	26%	40%
Class	18	382	9/16	11/20	579	1.0 ¹	56%	359	375h 50m	14%	52%
Class	24	407	9/14	11/28	348	0.8 ¹	42%	19	218h 53m	7%	62%
Class	25	727	8/30	11/27	675	1.5 ¹	61%	404	275h	12%	55%
Class	15	620	8/30	11/25	452	1.6 ¹	71%	33	303h 2m	2%	60%

Class: Mitchell-Watson, Deborah

#	User Name	Reading Level	Total Logins	First Login	Last Login	MC Activities	Avg Weekly Activities	MC Activity Avg Score	E-mails Sent	Program Hours	Mail	News
1	A	2.2 / 360L	32	9/15	11/22	34	1.9 ¹	60%	17	22h 42m	13%	30%
2	E	2.2 / 425L	27	11/2	11/22	51	2.8	57%	19	19h 6m	16%	33%
3	F	2.1 / 293L	32	9/15	11/24	42	2.3	61%	17	20h 14m	16%	35%
4	E	2.2 / 300L	25	11/10	11/23	31	1.7 ¹	63%	10	14h 50m	15%	34%
5	E	2.1 / 330L	35	9/15	11/23	54	2.0	60%	29	23h 6m	10%	47%
6	C	2.1 / 293L	32	9/16	11/22	39	2.1	58%	20	22h 22m	19%	37%
7	E	2.1 / 293L	48	9/15	11/22	58	3.2	48%	20	22h 21m	16%	37%
8	E	DR / 190L	23	9/15	11/23	15	0.8 ¹	44%	—	12h 49m	10%	27%
9	E	3.1 / 463L	37	9/15	11/23	70	3.8	67%	29	27h 3m	8%	42%
10	C	PRE / 1L	26	9/15	11/22	36	2.0	32%	3	16h 54m	15%	37%
11	D	2.1 / 293L	34	9/15	11/22	40	2.2	59%	21	20h 42m	14%	53%
12	J	PRE / 1L	19	9/15	11/23	31	1.7 ¹	52%	12	11h 44m	23%	25%
13	J	2.1 / 293L	31	9/15	11/22	29	1.6 ¹	60%	16	21h 35m	12%	50%
14	A	2.2 / 390L	14	11/12	11/19	12	0.7 ¹	63%	9	10h 50m	15%	39%
15	E	3.1 / 463L	28	9/15	11/25	61	3.3	64%	19	19h 49m	11%	47%
16	V	2.1 / 293L	25	9/15	11/22	29	1.6 ¹	68%	15	17h 45m	20%	31%
17	V	2.1 / 275L	17	9/15	11/22	13	0.7 ¹	67%	10	12h 45m	26%	22%
18	Y	2.1 / 315L	27	9/16	11/23	33	1.8 ¹	60%	15	14h 57m	16%	46%
19	Y	DR / 165L	17	9/30	11/22	31	1.7 ¹	39%	4	11h 47m	14%	34%
Class: Mitchell-Watson, Deborah		19	524	9/15	11/25	209	2.0	57%	205	345h 33m	14%	59%

Done Internet 100%