

GRUDGE BALL

Review Game for ANY Content Area!

Editable Smart Notebook File!

Quick Set-Up!

You only need 10 questions to play!

Other Lessons You Will Enjoy:

S.E. Hinton's THE OUTSIDERS
Engaging Novel Study
 Includes: THE OUTSIDERS NOVEL STUDY JOURNAL, TABLE OF CONTENTS (Background Information, Vocabulary, Anticipation Guide, Chapter Questions Journal, Extension Activities).

Blooms Ball
This Assignment Covers:
 -Theme -Flashback
 -Setting -Figurative Language
 -Foreshadowing -Other Elements of Literature

ELA STEAM FLEXTANGLE PROJECT
 Students practice reading written directions to create a fidget toy that can be used to review ANY ELA topic!

Figurative language YA LIT Edition question trail
 Students will analyze quotes from popular or new novels!

TEST PREP Digital Escape Room!
THE SHIPWRECK DISASTER
 Use this digital escape as a way to review for ELA end of year testing. Students will be having so much fun, they won't even notice!

Lois Lowry's THE GIVER
Quote Analysis Groups
 This activity gets students working collaboratively to analyze and cite quotes correctly.

CSI Digital Escape Room
Informational Text Focus

EDGAR ALLAN POE Collaborative Poster
Figurative Language Focus



[Follow me on TPT to be the first to hear about sales, freebies, and new products!](#)



[Join me on Pinterest! Let's Connect!](#)



[@HowesintheMiddle](#)

I'd love to see and share any photos you have on my Instagram account! Connect with me online by following my TPT store and Instagram account.




Join our group to share ideas and get FREE resources!

Grudge Ball


1. Each team starts the game with 10 X's. (5 groups for the game)
2. Each group will receive a question. The group will quietly work on the question because every group will **EVENTUALLY** get every question. You do **NOT** want to give out answers by talking too loudly.
3. If you get the question correct, you can take 2 X's off the board.
You CANNOT take X's from your team.
4. You can choose to shoot a ball for a chance to remove additional X's from the board. Shoot from a line near the basket for a chance of 1 additional X. Shoot from the back of the room for a chance at removing an additional 2 X's to really **DESTROY** your competition! If you do not make the shot, you still have your 2 X's to remove.
5. When a team is knocked off the board, they are not out. At that point, they can add 2 X's **ONLY** to their team. **They should be the last team to the board.**
6. The team with the most X's at the end of the game wins!

Team 1


5




Team 2



Team 3



Team 4



Team

