

Writing Core Subtests on the KTEA 3

Denise DeLoria, Elementary SPED Instructional Coach

Denise_deloria@chino.k12.ca.us

Teresa Lackey, Secondary SPED Instructional Coach

Teresa_lackey@chino.k12.ca.us



Learn

Learning Outcomes

For the subtests:

Written Expression

Spelling

- How to identify Basal and Ceiling
- How to Score the subtests



Core Composites & Subtests

Reading:

Letter & Word Recognition
Reading Comprehension

Math:

Math Concepts & Application
Math Computations

Written Language:

Written Expression
Spelling

Academic Skills
Battery

```
graph LR; Reading[Reading: Letter & Word Recognition, Reading Comprehension] --> ASB(Academic Skills Battery); Math[Math: Math Concepts & Application, Math Computations] --> ASB; WL[Written Language: Written Expression, Spelling] --> ASB;
```



WRITTEN EXPRESSIOIN



KTEA-3 Response Booklet

- This will be used with only the tests listed on the front.
- Students write in this booklet

KTEA™-3
Kaufman Test of Educational Achievement, Third Edition

Alan S. Kaufman, PhD • Nadeen L. Kaufman, EdD

Name _____ Grade _____

**Form
B**
Response Booklet

Page	Subtest	PK	1	2	3-12+
3	Math Computation		✓	✓	✓
11	Writing Fluency			✓	✓
19	Silent Reading Fluency		✓	✓	✓
26	Math Fluency		✓	✓	✓
28	Written Expression Level 1	✓	✓		
31	Spelling		✓	✓	✓

PEARSON Copyright © 2014 by Pearson, Inc. All rights reserved. PsychCorp
2345678910 11 12 ABCDE Product Number 31427



KTEA-3 Written Expression

- Form A or B
- Level 1, PK-K
- In Response Booklet

Written Expression Level 1

1

Rabbit

2

3

4

5

6

7

8

9

10

Form B 28

The worksheet is titled 'Written Expression Level 1'. It features two illustrations. The top illustration shows a rabbit painting a sign that says 'Rabbit'. The rabbit is holding a brush and standing next to a sign on a post. The sign has the word 'Rabbit' written on it. There are numbered boxes 1, 2, and 3. Box 1 is at the top right of the page. Box 2 is under the word 'Rabbit'. Box 3 is under the sign. The bottom illustration shows a dog painting a sign that says 'N B F'. The dog is holding a brush and standing next to a sign on a post. The sign has the letters 'N', 'B', and 'F' written on it. There are numbered boxes 4, 5, and 6. Box 4 is under the letter 'N'. Box 5 is under the letter 'B'. Box 6 is under the letter 'F'. To the right of the dog's sign are ten horizontal writing lines, numbered 7 through 10. At the bottom left of the page is 'Form B' and at the bottom center is '28'.



KTEA-3 Written Expression Booklet

- Form A or B
- Each form (A or B) has its own story title and topic
- Level 2, Grades 1-2

KTEA™-3
Kaufman Test of Educational Achievement, Third Edition

Alan S. Kaufman, PhD • Nadeen L. Kaufman, EdD

Name _____ Grade _____

The Little Duck's Friend

Form B

Written Expression Booklet Level 2
Grades 1-2


PEARSON Copyright © 2014 NCS Pearson, Inc. All rights reserved. PsychCorp

9 28 31 32 33 34 35 36 37 38 39 40 41 C D E Product Number 32402



KTEA-3 Written Expression Booklet

- Form A or B
- Each form (A or B) has its own story title and topic
- Level 3, Grades 3-5



The Amazing Scrapbook

Form
B

Written Expression Booklet Level 3
Grades 3-5



KTEA-3 Written Expression Booklet

- Form A or B
- Each form (A or B) has its own story title and topic
- Level 4, Grades 6-12

KTEA™-3

Kaufman Test of Educational Achievement, Third Edition

Alan S. Kaufman, PhD • Nadeen L. Kaufman, EdD

Name _____ Grade _____

The News at 6

Form
B

Written Expression Booklet Level 4
Grades 6–12+

PEARSON

Copyright © 2014 NCS Pearson, Inc. All rights reserved.

PsychCorp

4 5 6 7 8 9 10 11 12 A B C D E

Product Number 32435




SCORING WRITTEN EXPRESSION



KTEA-3 Record Form

- Used for scoring
- Can be Form B or Form A (blue)



KTEA™-3

Kaufman Test of Educational Achievement, Third Edition
Alan S. Kaufman, PhD • Nadeen L. Kaufman, EdD

Form
B

Record Form

Name _____ Sex _____

Grade _____ Fall (Aug–Nov) Winter (Dec–Feb) Spring (Mar–Jul)

School _____

Examiner _____

Test Date	Year	Month	Day
Birth Date			
Age			

Do not round up to next month or year.

SUBTEST ORDER

STIMULUS BOOK 1		PK	K	1	2	3–12+
1.	PP Phonological Processing	•	•	•	•	•
2.	MCA Math Concepts & Applications	•	•	•	•	•
3.	LWR Letter & Word Recognition	•	•	•	•	•
4.	MC Math Computation	•	•	•	•	•
5.	NWD Nonsense Word Decoding			•	•	•
6.	WF Writing Fluency				•	•
7.	SRF Silent Reading Fluency			•	•	•
8.	MF Math Fluency			•	•	•

STIMULUS BOOK 2		PK	K	1	2	3–12+
9.	RC Reading Comprehension	•	•	•	•	•
10.	WE Written Expression	•	•	•	•	•
11.	AF Associational Fluency	•	•	•	•	•
12.	SP Spelling		•	•	•	•
13.	ONF Object Naming Facility	•	•	•	•	•
14.	RV Reading Vocabulary			•	•	•
15.	LNF Letter Naming Facility		•	•	•	•
16.	LC Listening Comprehension	•	•	•	•	•
17.	WRF Word Recognition Fluency			•	•	•
18.	OE Oral Expression	•	•	•	•	•
19.	DF Decoding Fluency					•

COMPOSITE STRUCTURE

CORE	Grade	Subtests
Reading	PK–12+	LWR RC
Math	K–12+	MCA MC
Written Language	K–12+	WE SP

Academic Skills Battery (ASB) Composite

Grade	Subtests
PK	MCA LWR WE
K	MCA LWR WE MC SP
1–12+	MCA LWR WE MC SP RC

SUPPLEMENTAL


Reading-Related	Grade	Subtests
Sound Symbol	1–12+	PP NWD
Decoding	1–12+	LWR NWD
Reading Fluency	3–12+	SRF WRF DF
Reading Understanding	1–12+	RC RV

Oral

Grade	Subtests	
Oral Language	PK–12+	AF LC OE
Oral Fluency	PK–12+	AF ONF


Cross-Domain

Grade	Subtests	
Comprehension	PK–12+	RC LC
Expression	PK–12+	WE OE
Orthographic Processing	1–12+	SP LNF WRF
Academic Fluency	1–12+	WF MF DF



Copyright © 2014 NCS Pearson, Inc. All rights reserved.

3 2 4 5 6 7 8 9 10 11 12 A B C D E



Product Number 22411

10. Written Expression

Item Set Start Point

Grades PK–K: Level 1
Grades 1–2: Level 2
Grades 3–5: Level 3
Grades 6–12+: Level 4

Basal Rule: If the first several items seem difficult, drop back one level.

Discontinue Rule: At stop point for level. For Level 1, discontinue if the examinee scores 0 on all of the items 3–10.

- Begin the subtest at the student's grade level
- Basal Rule gives the examiner choice on whether to drop back a level or not.
- Discontinue at the stop point



SCORING

- Each item is scored on several criteria. Each criterion is scored 1 or 0.
 - Score each criterion independently of the others.
- To calculate the raw score, sum the scores for all items included in the level taken by the examinee.
- Refer to the Scoring Manual (Pg. 25) for item by item scoring instructions.

10. Written Expression
Item Set Start Point

Grades PK–K: Level 1
Grades 1–2: Level 2
Grades 3–5: Level 3
Grades 6–12: Level 4

Basic Rule: If the first several items seem difficult, skip back one level.
Discontinue Rule: At stop point for level. For Level 1, discontinue if the examinee scores 0 on all of the items 3–10.

Level 1			Error Category				
Item	Criterion	Score	1	2	3	4	5
1.	Write name	phonetically readable (1 point for first or last name only)	0	1	2		
2.	Trace R, h, f	recognizable letters (1 point for each letter)	0	1	2	3	
3.	Copy A	recognizable letter	0	1			
4.	Copy N	recognizable letter	0	1			
5.	Copy B	recognizable letter	0	1			
6.	Copy J	recognizable letter	0	1			
7.	Write K or k	recognizable letter	0	1			
8.	Write I or i	recognizable letter	0	1			
9.	Write H or h	recognizable letter	0	1			
10.	Write C or c	recognizable letter	0	1			
11.	Copy line	recognizable letters in correct sequence	0	1			
12.	Write at	phonetically readable	0	1			
13.	Write fun	phonetically readable	0	1			
14.	Write big	phonetically readable	0	1			
	Write look	phonetically readable	0	1			
15.	Write will	phonetically readable	0	1			
	Write eat	phonetically readable	0	1			
16.	Write I can help you.	words in sequence, separated by spaces	0	1			
		first word capitalized	0	1			
		ending period or exclamation point	0	1			
		phonetically readable	0	1			
		Level 1 Raw Score (Total = 24)	<input type="text"/>				

Level 2			Error Category				
Item	Criterion	Score	1	2	3	4	5
17.	Write name	phonetically readable (1 point for first or last name only)	0	1	2		
18.	Write C or c	recognizable letter	0	1			
	Write F or f	recognizable letter	0	1			
	Write G or g	recognizable letter	0	1			
19.	Write P or p	recognizable letter	0	1			
20.	Write D or d	recognizable letter	0	1			
21.	Copy barn	recognizable letters in correct sequence	0	1			
22.	Write pigs	phonetically readable	0	1			
23.	Write pond	phonetically readable	0	1			
24.	Write Here is a friend.	words in sequence, separated by spaces	0	1			
		first word capitalized	0	1			
		ending period or exclamation point	0	1			
		phonetically readable	0	1			







14 Form B



SPELLING



Spelling

1.  _____
2.  _____
3.  _____
4.  _____
5.  _____
6.  _____

Spelling

- Open the Response Booklet to the Spelling page with the appropriate start point and place it in front of the examinee.
- You may repeat the word or sentence if the examinee asks you to, or if you think he or she did not hear it.



12. Spelling

Range: Grades K-12+

Basal Rule: Must pass the first 3 items or reverse one item at a time until 3 consecutive scores of 1.

Discontinue Rule: After 4 consecutive scores of 0,

Basal: The examinee must pass the **FIRST** 3 items given or reverse one item at a time until 3 consecutive scores of 1.

Discontinue: Stop testing after 4 consecutive scores of 0.





denise_deloria@chino.k12.ca.us

Elementary Special Education Instructional Coach

teresa_lackey@chino.k12.ca.us

Secondary Special Education Instructional Coach

