









Unit 4 Resources

Type of Resource	Resource	Purpose
HM Anthology	The Stranger	Task 3
HM Anthology	"Tales of a Fourth Grade Nothing" play	RL.4.5: Explain major differences between poems, drama, and prose, and refer to the structural elements of poems (e.g., verse, rhythm, meter) and drama (e.g., casts of characters, settings, descriptions, dialogue, stage directions) when writing or speaking about a text.
PowerPoint	Poetry, Prose, and Drama PowerPoint  Poetry, Prose, and Drama.ppt	RL.4.5: Explain major differences between poems, drama, and prose, and refer to the structural elements of poems (e.g., verse, rhythm, meter) and drama (e.g., casts of characters, settings, descriptions, dialogue, stage directions) when writing or speaking about a text.
PowerPoint	Poetry, Prose, and Drama PowerPoint  Poetry, Prose, and Drama 2.ppt	RL.4.5: Explain major differences between poems, drama, and prose, and refer to the structural elements of poems (e.g., verse, rhythm, meter) and drama (e.g., casts of characters, settings, descriptions, dialogue, stage directions) when writing or speaking about a text.
Web link	K12 Reader- Homographs/Multiple Meaning Words	L.4.4: Determine or clarify the meaning of unknown and multiple-meaning words and phrases based on grade 4 reading and content, choosing flexibly from a range of strategies.
Web Link	Idioms Worksheets E Reader	
Web Link	Idioms Worksheets K12 Reader	
PowerPoint	Multiple Meaning Word PowerPoint  Multiple Meaning Words.ppt	L.4.4: Determine or clarify the meaning of unknown and multiple-meaning words and phrases based on grade 4 reading and content, choosing flexibly from a range of strategies.
Slide Share	Drama Elements Slide Share	Task 1
Document	Compare the Elements of a Drama and Story	Task 1 RL.4.5
Document	Elements of a Drama	Task 1 RL.4.5
PowerPoint	 Auxiliary Verb Power Point.ppt	L.4.1.B: Form and use the progressive (e.g., <i>I was walking</i> ; <i>I am walking</i> ; <i>I will be walking</i>) verb tenses.

Web Link	Modal Auxiliaries Information	L.4.1.B: Form and use the progressive (e.g., <i>I was walking; I am walking; I will be walking</i>) verb tenses.
Web Link	Auxiliary Verbs Worksheets Link	L.4.1.B: Form and use the progressive (e.g., <i>I was walking; I am walking; I will be walking</i>) verb tenses.
Word Document	 TRADITIONAL PROVERBS.docx	Task 1
Web Link	50 Proverbs and Meanings	Task 1
Web Link Document	Traditional Proverbs	Task 1
Idiom PowerPoint	 Idiom PowerPoint.ppt	Task 1
Proverb and Adage PowerPoint	 Proverb and Adage PowerPoint.ppt	Task 1
Web Link Document	The Stranger Text Dependent Questions	Task 2
Word Document	Play-Skit Template	Task 2 and 4 A possible template to use to write a play
Word Document	 Playbill Template Enrichment.docx	Task 3
Linked Document	Playbill Template	Task 3 Template to use to create a playbill
Web Link	PBS Kids Playhouse scripts	Tasks 1-4
Web Link	Reader's Theater Scripts	Tasks 1-4
Web Link	Reader's Theater Scripts 2	Tasks 1-4
Vocabulary Document	Concept Map	Vocabulary Practice
Vocabulary Document	Word Chart Examples and Characteristics	Vocabulary Practice

