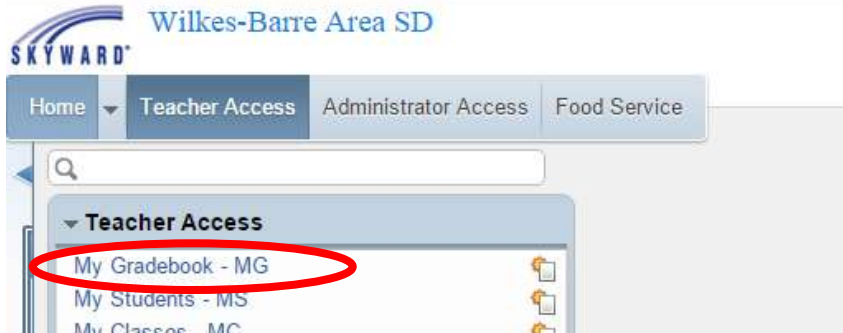
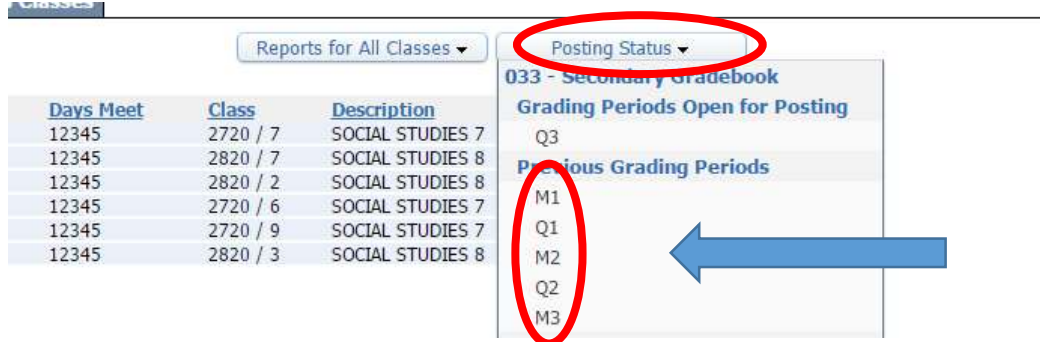


Request Grade Change for Prior Quarter

1. Login to Skyward. Click on TEACHER ACCESS--- MY GRADEBOOK.



2. In the box labeled POSTING STATUS, choose the grading period you are editing.



3. Select the class for the student(s) you are editing by clicking the line. Then click on REQUEST GRADE CHANGES button.

Secondary Grade Posting Status for Q1 (08/31/15 - 11/04/15)

Period	Class	Description	Missing Rpt Card Grades	Missing Assign.	Missing Comments	Diff	Low Percent	Avg. Percent	High Percent	Active Stds	Drp Stds	Posting Complete
▶ 01	2720 / 7	SOCIAL STUDIES 7		6	14		86.97	96.35	99.80	14	2	<input type="checkbox"/>
▶ 03	2820 / 7	SOCIAL STUDIES 8	1	16	16	1	89.92	96.98	99.80	16	1	<input type="checkbox"/>
▶ 04	2820 / 2	SOCIAL STUDIES 8	1	21	20			93.25	93.25	20	5	<input checked="" type="checkbox"/>
▶ 05	2720 / 6	SOCIAL STUDIES 7		3	22		85.88	95.16	98.90	22	4	<input type="checkbox"/>

The 'Request Grade Changes' button is circled in red in the top right corner of the table.

4. In the box that displays, type the reason for the grade change. Then, click YES to proceed.

Request Grade Changes

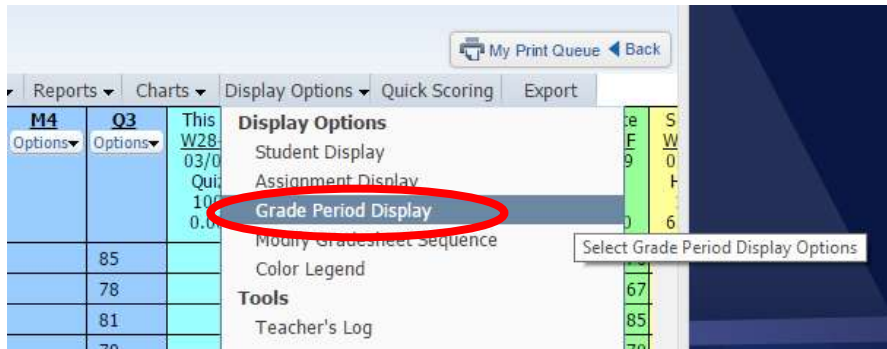
If you proceed, you will be allowed to modify your gradebook for the closed grading period **Q1** for course **2820 / 2**.

You will be allowed to make changes from now until **1:19 PM**. After that time, your request for changes will be submitted for approval. If approved, they will then be posted to the Report Card.

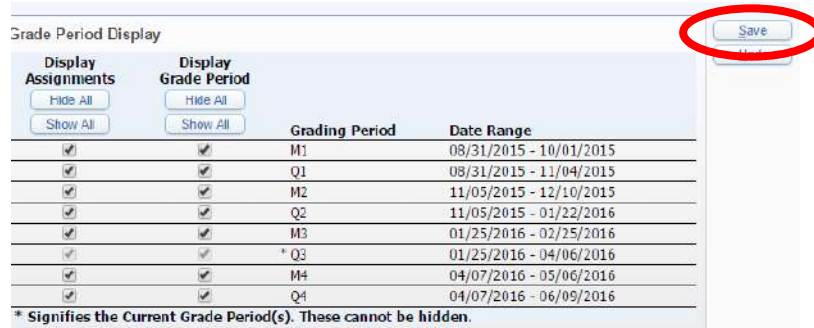
Reason for Requesting Grade Changes:
transfer grade

Do you want to proceed?

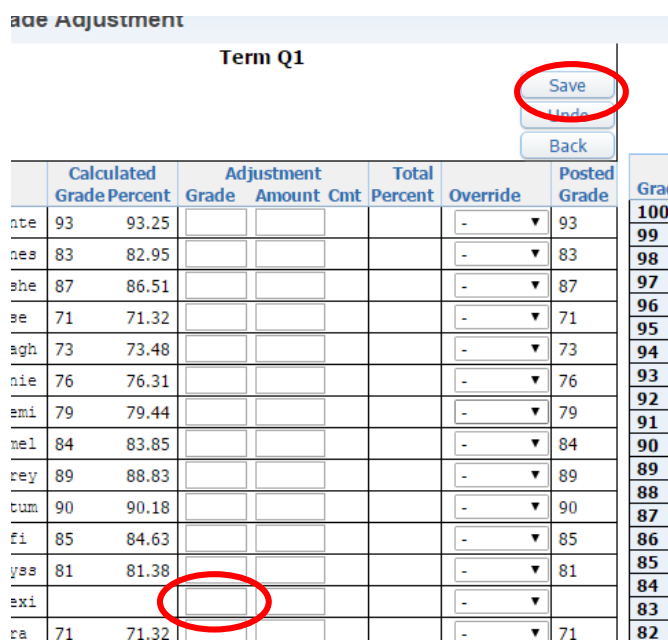
- Your grade book for that particular class will open. If you can see the information for that quarter needed displayed, move to Step 6. If the grade period is not showing, you need to change your GRADE PERIOD display.



Click the check boxes for the quarter(s) you cannot see that needs to be edited. Click SAVE when complete.



- You can click on any individual assignment grade and manually change grades in that list. You can also click on the Q1 column, and type the specific quarter grade for any student in the Adjustment, Grade column as shown below. Multiple changes can be made in one request.



- After you make changes, click "SAVE" in the upper right corner. Your requests will automatically be sent to your building principal.