





<p style="text-align: center;"><b>Grade K Unit 3</b>  <b>Flat Shapes All Around Us</b>  <b>Learning Target</b></p>	<p style="text-align: center;"><b>Self Assessment</b></p>			
	<p>+ I could teach someone  </p>	<p>On my own  </p>	<p>With some hints  </p>	<p>Not there, YET  </p>
<b>Section A</b>				
<p>Lesson 1: What We Know About Shapes</p> <ul style="list-style-type: none"> <li>• I can use informal language to describe shapes.</li> </ul>				
<p>Lesson 2: Match Shapes</p> <ul style="list-style-type: none"> <li>• I can identify shapes that are the same.</li> </ul>				
<p>Lesson 3: Describe and Compare Shapes</p> <ul style="list-style-type: none"> <li>• I can use informal language to describe and compare shapes and their attributes.</li> </ul>				
<p>Lesson 4: Describe, Compare, and Sort Shapes</p> <ul style="list-style-type: none"> <li>• I can sort shapes into groups.</li> <li>• I can use informal language to describe and compare shapes and their attributes.</li> </ul>				
<p>Lesson 5: Circles and Triangles</p> <ul style="list-style-type: none"> <li>• I can identify, describe, and compare circles and triangles.</li> </ul>				
<p>Lesson 6: Rectangles and Squares</p> <ul style="list-style-type: none"> <li>• I can compare the lengths of two shapes.</li> <li>• I can identify, describe, and compare rectangles and squares.</li> </ul>				
<p>Lesson 7: Build with Straws</p> <ul style="list-style-type: none"> <li>• I can build shapes from components and name the shapes.</li> <li>• I can compare the lengths of 2 objects, by lining up the endpoints.</li> </ul>				
<p>Lesson 8: Draw Shapes</p> <ul style="list-style-type: none"> <li>• I can draw shapes.</li> <li>• I can name shapes and use informal language to describe shapes and their attributes.</li> </ul>				
<p>Lesson 9: Shapes Are Everywhere</p> <ul style="list-style-type: none"> <li>• I can name shapes and use informal language to describe attributes of shapes in the environment.</li> </ul>				

**Grade K Unit 3**  
**Flat Shapes All Around Us**  
**Learning Target**

**Self Assessment**

+ I could teach someone



On my own



With some hints



Not there, YET



**Section B**

Lesson 10: Put Together Pattern Blocks  
 • I can put shapes together to form larger shapes.

Lesson 11: Same Shapes  
 • I can identify shapes that are the same, regardless of orientation or size.

Lesson 12: More than One Way to Make a Shape  
 • I can put shapes together in multiple ways to form larger shapes.

Lesson 13: Describe and Match Shapes  
 • I can describe the location of shapes using positional words  
 • I can put shapes together to form larger shapes

Lesson 14: Shapes in Art  
 • I can describe shapes and the location of shapes.  
 • I can put shapes together to form larger shapes.

Lesson 15: Animal Shape Stamp Art  
 • I can put shapes together to form larger shapes.

	+ I could teach someone	On my own	With some hints	Not there, YET
Lesson 10: Put Together Pattern Blocks • I can put shapes together to form larger shapes.				
Lesson 11: Same Shapes • I can identify shapes that are the same, regardless of orientation or size.				
Lesson 12: More than One Way to Make a Shape • I can put shapes together in multiple ways to form larger shapes.				
Lesson 13: Describe and Match Shapes • I can describe the location of shapes using positional words • I can put shapes together to form larger shapes				
Lesson 14: Shapes in Art • I can describe shapes and the location of shapes. • I can put shapes together to form larger shapes.				
Lesson 15: Animal Shape Stamp Art • I can put shapes together to form larger shapes.				

