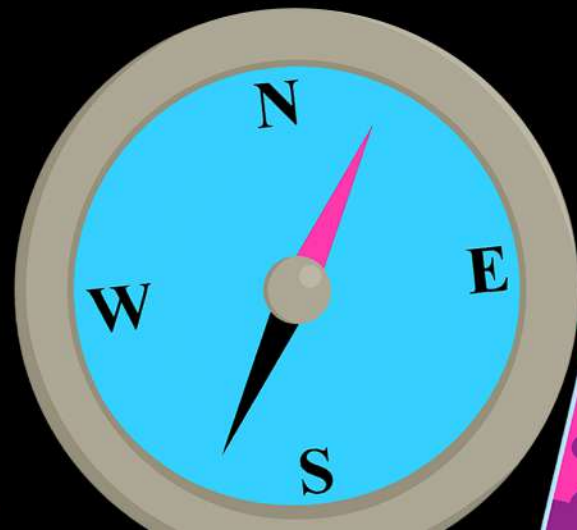



Welcome,
Families!



Teacher Introduction


Mrs. Hoffman - 4th Grade B Track

16th year teaching – 10 years in 3rd grade and 6 year in 4th

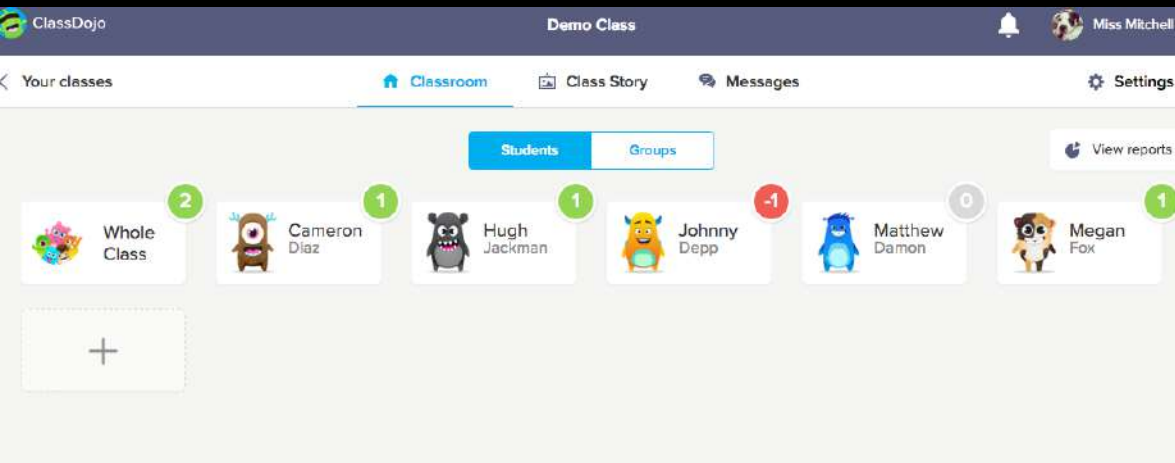
Cal State Fullerton – Bachelor's Degree in Child and Adolescent Studies

National University – Master's Degree and Credential

My email: lihoffman@cnusd.k12.ca.us



Classroom Procedures



Students will earn Class Dojo points throughout the day for being on task, showing their PAWS, putting forth their best efforts, completing homework, etc.

Students can also lose points for being off task or showing poor behavior. Parents will be notified if their child loses points for the day. Parent communication can all be found on Class Dojo.

Classroom Procedures

PBIS is
coming to
Eastvale

- Eastvale Elementary School is committed to proactively teaching students appropriate behaviors essential to being safe, responsible and respectful.
- **We want to recognize and acknowledge all children who are following the school- wide expectations by giving out paws!**
- Everyone will know how you should act at any given time throughout your day at school!



Classroom Procedures

EASTVALE ELEMENTARY SCHOOL



Working Areas

Play Areas

Bathrooms

Walkways

Eating Areas

**P
A
W
S**

Positive Attitude	<ul style="list-style-type: none"> - Be prepared - Ready to learn - Do your best 	<ul style="list-style-type: none"> - Include others in play - Encourage others 	<ul style="list-style-type: none"> - Use at recess and lunch - Be patient 	<ul style="list-style-type: none"> - Be friendly and courteous - Smile 	<ul style="list-style-type: none"> - Positive table talk - Be kind
Always Responsible	<ul style="list-style-type: none"> - Use equipment properly - Stay on task 	<ul style="list-style-type: none"> - Use equipment properly - Freeze, line up 	<ul style="list-style-type: none"> - Flush, wash, trash, exit 	<ul style="list-style-type: none"> - Go directly to destination 	<ul style="list-style-type: none"> - Remain seated - Throw away trash
Work & Play Safely	<ul style="list-style-type: none"> - Walk - Keep hands, feet and objects to yourself 	<ul style="list-style-type: none"> - Run only in designated areas - Keep hands, feet, and objects to yourself 	<ul style="list-style-type: none"> - Walk - Keep hands, feet, and objects to yourself 	<ul style="list-style-type: none"> - Walk - Keep hands, feet, and objects to yourself - Use stairs properly 	<ul style="list-style-type: none"> - Walk - Keep hands, feet, and objects to yourself - Throw all trash away
Show Respect	<ul style="list-style-type: none"> - Use appropriate voice levels - Say please, thank you, and excuse me - Follow adult directions 	<ul style="list-style-type: none"> - Take turns - Say please, thank you, and excuse me - Follow adult directions 	<ul style="list-style-type: none"> - Take turns - Give privacy - Use voice levels (1, 2, or 3) 	<ul style="list-style-type: none"> - Follow adult directions - Use Voice level 1 	<ul style="list-style-type: none"> - Use voice levels (2, 3, or 4) - Say please, thank you, and excuse me - Follow adult directions

Classroom Procedures

Eastvale Elementary School Passport



Eastvale Wildcats are
Responsible, Respectful, and Safe

"Power of the Paws"

When all sections of your passport have been completed, sign and date it.

Your signature indicates that you understand and will abide by the rules and expectations for safe, responsible, and respectful behavior at Eastvale Elementary School.

Student Name: _____

Teacher/Grade: _____

Student Signature: _____

Parent Signature: _____

Date Signed: _____

Working Areas - Classroom, Library, Computer Lab, Office

Initials: _____

Positive Attitude	Always Responsible	Work and Play Safely	Show Respect
<ul style="list-style-type: none"> Be prepared Ready to learn Do your best 	<ul style="list-style-type: none"> Use equipment properly Stay on task 	<ul style="list-style-type: none"> Walk Keep hands, feet, and objects to yourself 	<ul style="list-style-type: none"> Use appropriate voice levels Say please, thank you, and excuse me Follow adult directions

Play Areas

Initials: _____

Positive Attitude	Always Responsible	Work and Play Safely	Show Respect
<ul style="list-style-type: none"> Include others in play Encourage others 	<ul style="list-style-type: none"> Use equipment properly Freeze, line up 	<ul style="list-style-type: none"> Run only in designated areas Keep hands, feet, and objects to yourself. 	<ul style="list-style-type: none"> Take turns Say please, thank you, and excuse me Follow adult directions

Bathrooms

Initials: _____

Positive Attitude	Always Responsible	Work and Play Safely	Show Respect
<ul style="list-style-type: none"> Use at recess and lunch Be patient 	<ul style="list-style-type: none"> Flush, wash, trash, exit 	<ul style="list-style-type: none"> Walk Keep hands, feet, and objects to yourself 	<ul style="list-style-type: none"> Take turns Give privacy Use voice levels (1,2, or 3)

Walkways

Initials: _____

Positive Attitude	Always Responsible	Work and Play Safely	Show Respect
<ul style="list-style-type: none"> Be friendly and courteous Smile 	<ul style="list-style-type: none"> Go directly to destination 	<ul style="list-style-type: none"> Walk Keep hands, feet and objects to yourself Use stairs properly 	<ul style="list-style-type: none"> Follow adult directions Use voice level 1

Eating Areas - Cafeteria, Lunch Tables

Initials: _____

Positive Attitude	Always Responsible	Work and Play Safely	Show Respect
<ul style="list-style-type: none"> Positive table talk Be kind 	<ul style="list-style-type: none"> Remain seated Throw away trash 	<ul style="list-style-type: none"> Walk Keep hands, feet and objects to yourself Throw all trash away 	<ul style="list-style-type: none"> Use "spy talk" Say please, thank you, and excuse me Follow adult directions

Classroom Procedures

PAWSitive Wildcat

Name: _____ Grade: _____

For Being:

Positive
Responsible
Safe
Respectful



In the:

Working Area
Play Area
Bathroom
Walkways
Eating Areas

Given By:

Date:

Classroom Procedures

Performance FOLDERS
Biweekly Progress Reports

- Sent home every other Tuesday
- Please review all assignments/tests, sign, and return on Wednesday.




Classroom Procedures

In grade 4-6 an academic grade of A, B, C, D, F will be given to all completed assignments. Rubrics will be used often in many subject areas. At the end of each grading period, grades will be averaged together

Honor Roll

All A's
All A's and 1 B

A	100% - 90 %	Outstanding- performing above grade level
B	89% - 80 %	Above Satisfactory – performing at or slightly above grade level
C	79% - 70%	Satisfactory – completing 90% of work and at grade level
D	69% - 60%	Below Satisfactory- completing 90% of work and slightly below grade level
F	59% - BELOW	Needs Improvement – significantly below grade level



Classroom Procedures

ATTENDANCE

- ▶ We are counting on you to be here!
- ▶ Come to school on time everyday!
- ▶ Arrive between **7:40 and 7:50 a.m.**
- ▶ Do not arrive at **7:55 or 8:00! You will be late!!**



Absent

If your child is absent from school, it is important that he/she completes all missed assignments. Some assignments will be posted on Google Classroom and others may be paper classwork. Please see that your child completes the work and returns it to school within 2 days of the absence, unless otherwise stated.

Homework Assignments

Homework will be assigned weekly on Google Classroom. All assignments will be due on Friday except for the daily reading logs. These should be completed each day. Students will be required to read 15-20 min. a day.

Math will be a review of topics already taught in class.



Our Daily Schedule...

time

subject

8:00 – 8:30

ELD/ Morning Work

8:30 – 10:50

Language Arts

10:50 – 11:00

Recess

11:00 – 11:50

Math

11:50 – 12:35

Lunch

12:35 – 1:30


Centers

1:30 – 2:15

Science/Social Studies

2:15 – 2:25

Pack up/Clean Up



Our Daily Schedule...

time

subject

Thursday/Friday

PE


Tuesday

Library


Wednesday

1:25 PM

Early Days



Language Arts



We will use Benchmark textbooks as well as Story Works – a magazine that has non-fiction, fiction, poetry, and more.

The students will learn how to find evidence, summarize, and many other literature concepts.

We will also focus on grammar, figurative language, roots, and fluency.



Writing

3 Types of Writing

INFORMATIVE WRITING

- tells about a person, place, thing, event, or idea.

Each paragraph:

- has a topic sentence.
- has sentences that give facts, details, examples, or explanations.
- has a conclusion.

NARRATIVE WRITING

- tells a story.
- can be real or imaginary.
- has characters.
- has a setting.
- is in order and has transitions.
- has a beginning, middle, and end.

OPINION WRITING

- tells others what you think.
- tries to convince others to agree with you by giving reasons, examples, facts, or details to support your opinion.

Each paragraph:


- has a topic sentence, detail sentences, and a conclusion.

Math

Place value, multiplication, division, fractions, and geometry are some of the main topics.

Math discovery means students can solve math problems in a variety of ways.

Master MULTIPLICATION FACTS to 12



Science

Mystery Science:

Unit 1: Human Machine

Human Body, Visions, and the Brain

Unit 2: The Birth of Rocks


Earth's features and processes

Unit 3: Waves of Sound

Sound waves and communication

Unit 4: Energizing Everything

Energy, energy transfer, and electricity



Social Studies

California History

Unit 1 California Regions

Unit 2 Native Americans

Unit 3 Explorers

Unit 4 Mexico Rule in CA

Unit 5 Westward Expansion

Unit 6 Gold Rush

Unit 7 Pony Ex./Railroad

Two SS Projects: California Mission at the end of Trimester 1 and Pop Bottle Projects at the end of Trimester 3

