













<p style="text-align: center;"><b>Grade 5 Unit 3</b> <b>Fraction Multiplication and Division</b> <b>Learning Target</b></p>	<b>Self Assessment</b>			
	<p>+ I could teach someone</p> 	<p>On my own</p> 	<p>With some hints</p> 	<p>Not there, YET</p> 
<b>Section A</b>				
<p>Lesson 1: One Piece of One Part</p> <ul style="list-style-type: none"> <li>I can solve problems about unit fractions.</li> </ul>				
<p>Lesson 2: Represent Unit Fraction Multiplication</p> <ul style="list-style-type: none"> <li>I can represent multiplication of two unit fractions with diagrams.</li> <li>I can represent multiplication of two unit fractions with expressions.</li> <li>I can multiply unit fractions.</li> </ul>				
<p>Lesson 3: Multiply Unit Fractions</p> <ul style="list-style-type: none"> <li>I can represent two unit fractions with diagrams and equations.</li> <li>I can solve multiplication of two unit fractions with diagrams and equations.</li> </ul>				
<p>Lesson 4: More Pieces of a Part and More Parts of a Piece</p> <ul style="list-style-type: none"> <li>I can represent situations involving multiplication of a unit fraction and a nonunit fraction with diagrams and expressions.</li> </ul>				
<p>Lesson 5: Multiply a Unit Fraction by a Non-unit Fraction</p> <ul style="list-style-type: none"> <li>I can represent multiplication of a unit fraction and a non-unit fraction with expressions.</li> <li>I can look for more patterns when we multiply fractions.</li> </ul>				
<p>Lesson 6: Multiply Fractions</p> <ul style="list-style-type: none"> <li>I can represent multiplication of two non-unit fractions with expressions.</li> <li>I can multiply two non-unit fractions using diagrams and expressions.</li> </ul>				
<p>Lesson 7: Will It Always Work?</p> <ul style="list-style-type: none"> <li>I can find the area of rectangles with fractional side lengths.</li> </ul>				

<ul style="list-style-type: none"> <li>• I can write and solve equations involving multiplication of two fractions.</li> </ul>				
<p>Lesson 8: Solve Problems with Fraction Multiplication</p> <ul style="list-style-type: none"> <li>• I can solve problems involving multiplication of fractions.</li> </ul>				
<p style="text-align: center;"><b>Grade 5 Unit 3</b></p> <p style="text-align: center;"><b>Fraction Multiplication and Division</b></p> <p style="text-align: center;"><b>Learning Target</b></p>	<b>Self Assessment</b>			
	<p>+ I could teach someone</p> 	<p>On my own</p> 	<p>With some hints</p> 	<p>Not there, YET</p> 
<b>Section B</b>				
<p>Lesson 9: Whole Number Division</p> <ul style="list-style-type: none"> <li>• I can reason about the size of quotients in whole-number division problems.</li> </ul>				
<p>Lesson 10: Divide a Unit Fraction by a Whole Number</p> <ul style="list-style-type: none"> <li>• I can divide a unit fraction by a whole number in a way that makes sense to me.</li> </ul>				
<p>Lesson 11: Patterns with Division of a Unit Fraction by a Whole Number</p> <ul style="list-style-type: none"> <li>• I can make sense of diagrams that represent division of a unit fraction by a whole number.</li> </ul>				
<p>Lesson 12: Dividing a Whole Number by a Unit Fraction</p> <ul style="list-style-type: none"> <li>• I can represent and solve division of a whole number by a unit fraction in ways that make sense to me.</li> </ul>				
<p>Lesson 13: More Division of Whole Numbers by Unit Fractions</p> <ul style="list-style-type: none"> <li>• I can represent and solve division of a whole number by a fraction with equations.</li> </ul>				
<p>Lesson 14: Make Connections</p> <ul style="list-style-type: none"> <li>• I can explain and solve division equations using the relationship between multiplication and division.</li> </ul>				
<p>Lesson 15: Match, Solve, and Write</p> <ul style="list-style-type: none"> <li>• I can write and solve division problems involving whole numbers and unit fractions.</li> </ul>				
<p>Lesson 16: How Much in One?</p> <ul style="list-style-type: none"> <li>• I can represent and solve “How much in one?” problems involving division of a whole number divided by a unit fraction.</li> </ul>				
<p>Lesson 19: Designing a Tent</p> <ul style="list-style-type: none"> <li>• I can use surface area to reason about real-world objects.</li> <li>• I can apply what I know about the area of polygons to find the surface area of three- dimensional objects.</li> </ul>				

<p style="text-align: center;"><b>Grade 5 Unit 3</b>  <b>Fraction Multiplication and Division</b>  <b>Learning Target</b></p>	<b>Self Assessment</b>			
	<p>+ I could teach someone</p> 	<p>On my own</p> 	<p>With some hints</p> 	<p>Not there, YET</p> 
<b>Section C</b>				
<p>Lesson 17: Fraction Multiplication and Division</p> <ul style="list-style-type: none"> <li>I can solve problems involving multiplication and division with fractions.</li> </ul>				
<p>Lesson 18: Multiplication and Division 1</p> <ul style="list-style-type: none"> <li>I can justify whether to multiply or divide to solve problems.</li> <li>I can solve problems involving multiplication and division with fractions.</li> </ul>				
<p>Lesson 19: Multiplication and Division 2</p> <ul style="list-style-type: none"> <li>I can interpret diagrams and situations as representing multiplication or division.</li> <li>I can solve problems involving fraction multiplication and division.</li> </ul>				