

Lowell Public Schools
Office of Teaching and Learning
Henry J. Mroz Administration Office
155 Merrimack Street
Lowell, Massachusetts 01852




Get Ready for School! Summer Mathematics Activities 2022 Entering Grade 4

Dear Guardian and Student,

Just like reading, regular practice over the summer with math will help your child prepare for entering the next grade. Please use the math activity list to have fun talking and doing mathematics together! Remember to always ask your child, "How did you figure it out?"

To use the math activity list:

- This summer try to complete the number of activities recommended for your grade level.
- When you complete an activity, write down on the log on the back of this sheet which activity you did. You can also record your activities on [this electronic form](#).
- Bring the log back to your new teacher in September.
- When you see this symbol,  choose 1 or more activities from page 2.
- Some helpful materials to have around:
 - A folder for these papers
 - Blank paper
 - A pencil
 - A deck of playing cards with the kings, queens, and jacks taken out
 - A pair of dice
 - Crayons
 - Coins

Have a great summer vacation!

Sincerely,

Chief Academic Officer
Lowell Public Schools

Activity #	Date Completed	Description of Activity
Example	7/2/22	Used shapes to make a 4 th of July picture... <i>or</i> prodigy game ... <i>or</i> Close to 100
#1		
#2		
#3		
#4		
#5		
#6		
#7		
#8		
#9		
#10		
#11		
#12		
#13		
#14		
#15		
#16		
#17		
#18		
#19		
#20		

Summer Math Activity Log












Activity log for student entering grade _____. Record the dates and descriptions of the math activities you complete. Bring this log back to your new teacher in August. Or you may record your activities on [this electronic form](#).

Student's Name: _____

Parent Signature: _____

Get Ready for Grade 4: Math Activities

Complete at least 20 math activities this summer. Each time, choose an activity from the boxes below - or from the back. Cross off a box when you do it and record the activity on your math log.

Count by 3s to 36. Count backwards by 3s to zero.	Choose from the back! 	Use the shapes you know to make a Fourth of July picture.	Draw 576 using place value disks.	Choose from the back! 
Do counting squats while you count from 289 to 321. Can you do it backwards?	Choose from the back! 	Choose from the back! 	Solve $236 + 450$. Draw a picture to show your thinking.	Choose from the back! 
Count by 10s from 70 to 300. Now count by 5s.	Choose from the back! 	Choose from the back! 	Choose from the back! 	Use real coins or draw coins to show as many ways to make \$1 as you can.
Choose from the back! 	Find some rectangles. Measure to figure out the perimeter. Can you figure out the area?	Choose from the back! 	Find three different arrays (e.g. eggs in a carton). Say how many rows and columns in each.	Choose from the back! 
Write the numbers from 675 to 730.	Choose from the back! 	Choose from the back! 	Do jumping jacks as you count up by twos to 40 and back down to 0.	Choose from the back! 
Choose from the back! 	Choose from the back! 	Measure the route from your bathroom to your bed. Walk heel to toe, and count your steps.	Choose from the back! 	Make a story problem that goes with 8×7 .

Get Ready for Grade 4



Choice Activities



1. **Do iReady, ST Math, or any of your other favorite Math apps.:** Use your school device and/or school account to login to your Clever Account.

2. Read a Cool Mathematics Book:

<u>The Grapes of Math</u> by Greg Tang <u>Math Potatoes</u> by Greg Tang <u>Emeka's Gift</u> by Ifeoma Onyefulu <u>Math Appeal</u> by Greg Tang <u>My Painted House, My Friendly Chicken, and Me</u> by Maya Angelou	<u>Out for the Count</u> by Kathryn Cox <u>Pattern Fish</u> by Trudy Harris <u>Rooster's Off to See the World</u> by Eric Carle <u>The Greedy Triangle</u> by Marilyn Burns <u>The Math Curse</u> by Jon Scieszka and Lane Smith <u>How much is a Million</u> by David Schwartz
Find Mathematics Books to Read Online at Epic!: https://www.getepic.com/ Parents can sign up for free!	

3. Use a cool mathematics website!

http://www.gregtangmath.com/games www.aaamath.com www.coolmath4kids.com http://pbskids.org/games/measurement/ https://www.prodigygame.com/	www.mathplayground.com www.primarygames.com/curriculum/math.htm www.funbrain.com https://www.ixl.com/math/
---	---

4. Do a counting activity or game:

Double Compare – Deal all the cards out. Put the set of cards facedown. Both players turn over the top two cards and add them to find the sum. The player with the larger number gets all four cards. If they are the same number both players turn over another set of cards and the larger sum takes all. The game is over when there are no more cards to turn over. Whoever has the most cards, wins. (Like “War” but with adding two cards.)
Extension: Instead of adding the two numbers together, subtract the smaller from the larger to get the difference. The person with the smallest difference gets all four cards.

Close to 20 – Deal 5 cards to each player. Place them face up in front of you. Which three cards add up to be closest to 20? Ex. You turn over the following cards 5, 4, 10, ACE, and 3, and your opponent turns over an ACE, 8, 7, 2, and 3. You can make 19 with the 5, 4, and 10 and your opponent can make 18 with the 8, 7, and 3. You win because 19 is closer to 20.

Play a board game or card game such as: Checkers, Memory, jigsaw puzzles, Parcheesi, Fish, Crazy Eights, Connect Four, Legos, K'Nex, Yahtzee, Blokus, Quirkle, Monopoly, Trouble, Sorry, Set