

GRADE 2



Phonics/Spelling

PRACTICE BOOK



Macmillan/McGraw-Hill

Contents

Unit I • Friends and Family

Friends at School <i>David's New Friends</i>	Pretest	1
	Practice	2
	Word Meaning	3
	Review	4
Pet Friends <i>Mr. Putter & Tabby Pour the Tea</i>	Pretest	5
	Practice	6
	Word Meaning	7
	Review	8
Family Friends <i>Time for Kids: "Family Farm—Then and Now"</i>	Pretest	9
	Practice	10
	Word Meaning	11
	Review	12
Special Friends <i>Meet Rosina</i>	Pretest	13
	Practice	14
	Word Meaning	15
	Review	16
Friends from Faraway <i>My Name is Yoon</i>	Pretest	17
	Practice	18
	Word Meaning	19
	Review	20

Unit 2 • Community Heroes

Family Heroes <i>Babu's Song</i>	Pretest	21
	Practice	22
	Word Meaning	23
	Review	24
Local Heroes <i>Doña Flor</i>	Pretest	25
	Practice	26
	Word Meaning	27
	Review	28
Remembering Community Heroes <i>Time for Kids: "A Tall Tale"</i>	Pretest	29
	Practice	30
	Word Meaning	31
	Review	32
What Makes a Hero? <i>One Grain of Rice</i>	Pretest	33
	Practice	34
	Word Meaning	35
	Review	36
Heroes from Long Ago <i>African-American Inventors</i>	Pretest	37
	Practice	38
	Word Meaning	39
	Review	40

Unit 3 • Let's Create

Dancing <i>The Alvin Ailey Kids: Dancing As a Team</i>	Pretest	41
	Practice	42
	Word Meaning	43
	Review	44
Folktales <i>Abuelo and the Three Bears</i>	Pretest	45
	Practice	46
	Word Meaning	47
	Review	48
Music and Art <i>Time for Kids: "Music of the Stone Age"</i>	Pretest	49
	Practice	50
	Word Meaning	51
	Review	52
Writing <i>Click, Clack, Moo: Cows That Type</i>	Pretest	53
	Practice	54
	Word Meaning	55
	Review	56
Our Stories <i>Stirring Up Memories</i>	Pretest	57
	Practice	58
	Word Meaning	59
	Review	60

Unit 4 • Better Together

Getting the Job Done <i>Head, Body, Legs: A Story from Liberia</i>	Pretest	61
	Practice	62
	Word Meaning	63
	Review	64
Special Teams <i>Officer Buckle and Gloria</i>	Pretest	65
	Practice	66
	Word Meaning	67
	Review	68
Worker Teams <i>Time for Kids: “A Trip to the Emergency Room”</i>	Pretest	69
	Practice	70
	Word Meaning	71
	Review	72
Community Teams <i>A Harbor Seal Grows Up</i>	Pretest	73
	Practice	74
	Word Meaning	75
	Review	76
Surprising Teamwork <i>Mice and Beans</i>	Pretest	77
	Practice	78
	Word Meaning	79
	Review	80

Unit 5 • Growing and Changing

A Plant's Life <i>The Tiny Seed</i>	Pretest	81
	Practice	82
	Word Meaning	83
	Review	84
Garden Plants <i>The Ugly Vegetables</i>	Pretest	85
	Practice	86
	Word Meaning	87
	Review	88
Animals Long Ago <i>Time for Kids: "Meet the Super Croc"</i>	Pretest	89
	Practice	90
	Word Meaning	91
	Review	92
Special Animals <i>Farfallina and Marcel</i>	Pretest	93
	Practice	94
	Word Meaning	95
	Review	96
Wild Animals <i>Nutik, the Wolf Pup</i>	Pretest	97
	Practice	98
	Word Meaning	99
	Review	100

Unit 6 • The World Around Us

Plant and Animal Habitats	Pretest	101
	Practice	102
<i>Dig Wait Listen: A Desert Toad's Tale</i>	Word Meaning	103
	Review	104
Animal Survival/Needs	Pretest	105
<i>Splish! Splash! Animal Baths</i>	Practice	106
	Word Meaning	107
	Review	108
Saving the World Around Us	Pretest	109
	Practice	110
<i>Time for Kids: "A Way to Help Planet Earth"</i>	Word Meaning	111
	Review	112
Wild Weather	Pretest	113
<i>Super Storms</i>	Practice	114
	Word Meaning	115
	Review	116
Explaining Nature	Pretest	117
<i>Pushing Up the Sky</i>	Practice	118
	Word Meaning	119
	Review	120

Name _____

Using the Word Study Steps

1. LOOK at the word.
2. SAY the word aloud.
3. STUDY the letters in the word.
4. WRITE the word.
5. CHECK the word.

Did you spell the word right?

If not, go back to step 1.

Puzzle

Solve the puzzle. Circle the six hidden spelling words from the box.

has	sat	bad
fix	wag	him

o	w	a	g	p	s	t
i	l	v	p	h	a	s
h	i	m	n	w	z	b
d	b	a	d	k	c	p
s	e	f	i	x	y	d
g	a	s	a	t	h	x

Name _____

has	six	him	sat	bad
wag	if	will	had	fix

A. Word Sort

Look at the spelling words in the box. Write the spelling words that have the short *a* sound.

1. _____ 2. _____ 3. _____

4. _____ 5. _____

Write the spelling words that have the short *i* sound.

6. _____ 7. _____ 8. _____

9. _____ 10. _____

B. Misfit Letter

An extra letter has been added to each spelling word below. Draw a line through the letter that does not belong. Write the correct word on the line.

11. hais _____

12. fixe _____

13. sayt _____

14. hyim _____

15. whill _____

16. iff _____

17. wage _____

18. baid _____

19. sixe _____

20. hayd _____

Name _____

has	six	him	sat	bad
wag	if	will	had	fix

Match-Ups**Draw a line from each spelling word to its meaning.**

- | | |
|--------|------------------------------|
| 1. wag | to make better |
| 2. six | the past tense of <i>sit</i> |
| 3. fix | the number after five |
| 4. bad | to move back and forth |
| 5. sat | not good |

**Sentences to Complete****Write a spelling word on each line to complete the sentence.**


6. I hope you _____ come to see my class tomorrow.
7. Can I help _____ with the test?
8. We _____ a new teacher last week.
9. Now Ted _____ a book on his desk.
10. What happens _____ my bus is late?

Name _____

A. There are six spelling mistakes in the paragraph below. Circle the misspelled words. Write the words correctly on the lines below.

I haid a very good day at school. I got to help fikx the fish tank. Then Mr. Dan and I sayt down. I told hime all about a book I had read. He asked iff he could borrow it. I said, "Yes, I wil bring it in so the whole class can read it."

- 1. _____ 2. _____ 3. _____
- 4. _____ 5. _____ 6. _____



Writing

B. Write about your day at school. Use three spelling words in your list.

Name _____

Using the Word Study Steps

1. LOOK at the word.
2. SAY the word aloud.
3. STUDY the letters in the word.
4. WRITE the word.
5. CHECK the word.

Did you spell the word correctly?

If not, go back to Step 1.

Find and Circle

Circle the 10 hidden spelling words from the box. The words are across, down, and on a slant.

not	job	tub	hut	tell
fog	gut	bun	went	pet

x	s	j	o	b	t	h	p	z	y	n	s
n	t	f	l	u	c	u	t	e	l	l	q
v	o	w	g	n	x	t	f	b	t	u	b
g	z	t	s	w	e	n	t	k	z	f	r

Name _____

went	tub	not	tug	fog
pet	tell	hut	job	bun

Word Sort

A. Look at the spelling words in the box. Match each word to a vowel sound. Write the words on the lines.

Short *e*Short *o*Short *u*

- | | | |
|----------|----------|-----------|
| 1. _____ | 4. _____ | 7. _____ |
| 2. _____ | 5. _____ | 8. _____ |
| 3. _____ | 6. _____ | 9. _____ |
| | | 10. _____ |

New Words

B. Make a new word from the spelling list by changing the vowel. Write the new word on the line.

- | | |
|-------------------------|-------------------------|
| 11. pat – a + e = _____ | 14. fig – i + o = _____ |
| 12. bin – i + u = _____ | 15. hat – a + u = _____ |
| 13. jab – a + o = _____ | |

Name _____

went	tub	not	tug	fog
pet	tell	hut	job	bun

Write a spelling word to complete each sentence.

1. Tom lets me _____ his dog.
2. I can _____ that Jen likes me.
3. Gus and I _____ to the park.
4. It is _____ nice to be mean.
5. I bathe my little sister in the _____.
6. Mike and Dan made a _____ to play in.
7. I did a good _____ helping my friend.
8. At dinner Dad gave me a hamburger on a _____.
9. I will _____ on the rug so no one trips.
10. The _____ makes it hard to see.



Name _____

- A. There are six spelling mistakes in the letter below. Circle the misspelled words. Write the words correctly on the lines.**

Dear Ben,

I want to tel you about Sam. He is my new peet rabbit. I weint to the store and got him a cage and some food. He is nat very big yet. I gave him his first bath in the tuab. Taking care of him is a big jaub. Please come see him soon!

Your friend,

Matt

1. _____ 2. _____ 3. _____
4. _____ 5. _____ 6. _____

B. Writing

Write a letter to a friend. Use three spelling words.



Name _____

Spelling:
Final *e* (*a_e*)**A. Using the Word Study Steps**

1. LOOK at the word.
2. SAY the word aloud.
3. STUDY the letters in the word.
4. WRITE the word.
5. CHECK the word.
Did you spell the word right?
If not, go back to step 1.

B. Sounds the Same

Write a spelling word that rhymes with the words in each group.

1. dad sad _____
2. rate date _____
3. lake make _____
4. map lap _____
5. nag rag _____
6. ram jam _____

Name _____

cape	bake	mad	bag	rake
ate	back	cap	ham	made

A. Word Sort

Look at the spelling words in the box. Write the spelling words that have the short *a* sound.

1. _____ 2. _____ 3. _____
4. _____ 5. _____

Write the spelling words that have the long *a* sound.

6. _____ 7. _____ 8. _____
9. _____ 10. _____

B. Word Find

Find and circle five spelling words from the box above in the puzzle.


a	b	q	p	t	k	e
a	m	a	c	x	u	d
t	a	i	g	f	y	l
e	d	c	q	r	s	h
y	e	g	b	a	c	k
u	q	x	v	k	x	j
z	t	l	w	e	m	n

Name _____

cape	bake	mad	bag	rake
ate	back	cap	ham	made

A. Questions**Write a spelling word to answer each question.**

1. What can you use to make a pile of leaves? _____
2. What can taste good on a sandwich? _____
3. What can you put on your head? _____
4. What can you put your lunch in? _____
5. What word means not happy? _____

**B. Sentences to Complete****Write a spelling word to complete each sentence.**

6. I _____ an apple for lunch.
7. Dad _____ a fire at camp.
8. We drove _____ home after the show.
9. Kate wore a black _____ on her back.
10. I can _____ the bread in the oven.

Name _____

**A. There is one spelling mistake in each sentence.
Circle the misspelled words. Write the correct words
on the lines below.**

- 1. Dad and I got a baig.
- 2. We went backe to camp with lots of sticks.
- 3. Dad made a fire, and we ayt fish for dinner.
- 4. I was maed when it started to rain.
- 5. We mayd sure the fire was out.

1. _____ 2. _____ 3. _____
4. _____ 5. _____

B. Writing

**Write about fire safety. Use three
spelling words from your list.**



Name _____

Using the Word Study Steps

1. LOOK at the word.
2. SAY the word aloud.
3. STUDY the letters in the word.
4. WRITE the word.
5. CHECK the word.

Did you spell the word right?

If not, go back to step 1.

X the Words**Put an X on the words with the long *i* sound.**

rip	pipe	pick
hike	fin	mix
side	did	line
five	lit	wick
fit	pick	rip
mix	bit	win

Name _____

hike	did	rip	pipe	side
fin	mix	line	five	pick

Word Sort

A. Look at the spelling words in the box. Write the spelling words that have the short *i* sound.

1. _____ 2. _____ 3. _____
4. _____ 5. _____

B. Write the spelling words that have the long *i* sound.

6. _____ 7. _____ 8. _____
9. _____ 10. _____

Sounds the Same

C. Write the spelling word that rhymes with each word below.

- | | |
|----------------|-----------------|
| 11. bike _____ | 16. dive _____ |
| 12. bin _____ | 17. stick _____ |
| 13. kid _____ | 18. ride _____ |
| 14. ripe _____ | 19. fix _____ |
| 15. fine _____ | 20. dip _____ |

Name _____

hike	did	rip	pipe	side
fin	mix	line	five	pick

Match-Ups

Draw a line from each spelling word to its meaning.

- | | |
|---------|----------------------|
| 1. rip | to walk in the woods |
| 2. hike | part of a fish |
| 3. pipe | to tear |
| 4. mix | a metal tube |
| 5. fin | to stir |



Sentences to Complete

Write a spelling word to complete each sentence.

6. I _____ the puzzle all by myself.
7. Can I _____ some flowers for you?
8. I drew a _____ from the word to the picture.
9. I want to play on your _____.
10. I could read when I was _____ years old.

Name _____

Spelling:
Short *i* and Long *i*

A. There are six spelling mistakes in the list below. Circle the misspelled words. Write the words correctly on the lines.

Things I Can Do

1. I can hik up a big hill.
2. I can mixx red and yellow paint.
3. I can spell the word lien.
4. I can clean up my sied of the room.
5. I can pik up my little sister.
6. I can count down from fiv.



1. _____ 2. _____ 3. _____
4. _____ 5. _____ 6. _____

Writing

B. Make a list of things you can do all by yourself. Use four words from the spelling list.

Name _____

Spelling:
Final *e* (*o_e*), (*u_e*)**Using the Word Study Steps**

1. LOOK at the word.
2. SAY the word aloud.
3. STUDY the letters in the word.
4. WRITE the word.
5. CHECK the word.

Did you spell the word right?

If not, go back to step 1.

box

fox

dog

lock

pot

cone

home

nose

poke

rope

Puzzle**Solve the puzzle. Circle all the hidden spelling words.**

h o m e a v s e t p

b c o p l p b x r o

o o r o p e o i o k

c n x t f k x s e e

k e g h o n n o s e

l o c k x e r d o g

Name _____

dog	lock	fox	home	nose
box	poke	rope	pot	cone

A. Word Sort

Look at the spelling words in the box. Write the spelling words that have the short *o* sound.

1. _____ 2. _____ 3. _____
4. _____ 5. _____

Write the spelling words that have the long *o* sound.

6. _____ 7. _____ 8. _____
9. _____ 10. _____

B. Misfit Letter

An extra letter has been added to each spelling word below. Draw a line through the letter that does not belong. Write the word correctly on the line.

- | | |
|-----------------|-----------------|
| 11. foxe _____ | 12. roope _____ |
| 13. doag _____ | 14. coine _____ |
| 15. homme _____ | 16. boxx _____ |
| 17. nosie _____ | 18. locke _____ |
| 19. pout _____ | 20. poeke _____ |

Name _____

Spelling:
Final e (o_e), (u_e)

box	fox	dog	lock	pot
cone	home	nose	poke	rope

A. Match-Ups**Draw a line from each spelling word to its meaning.**

- | | |
|---------|-------------------------------|
| 1. poke | part of your face |
| 2. fox | push with a finger |
| 3. nose | something you use for packing |
| 4. lock | a pan |
| 5. pot | part of a door |
| 6. box | a wild animal |

B. Sentences to Complete**Write a spelling word on the line to complete each sentence.**

7. Mai moved to a new _____ next to mine.
8. Sometimes we take my _____ for a walk.
9. We each get an ice cream _____ to eat.
10. Sometimes we have fun jumping _____ together.

Name _____

A. There are five spelling mistakes in the paragraph below. Circle the misspelled words. Write the words correctly on the lines below.

Dad and I planted seeds at hoem today. Dad put dirt in a big pott. The first thing I did was pokke little holes in the dirt. Then we put the seeds in the holes. We put the pot in the sun where my dogg could not get it. He likes to sniff every thing with his big noes!

1. _____ 2. _____ 3. _____
4. _____ 5. _____

B. Writing

Write about planting or taking care of seeds. Use five spelling words from your list.

Name _____

jay	may	wait	sail	train
hay	main	tail	pay	stay

Using the Word Study Steps

1. LOOK at the word.
2. SAY the word aloud.
3. STUDY the letters in the word.
4. WRITE the word.
5. CHECK the word.

Did you spell the word right?

If not, go back to step 1.

Find and Circle**Where are the spelling words?**

p m a i n t o h a y i g
 t a s a i l e k o j a y
 a y z u p a y w a i t r
 i f n t r a i n h v a s
 l m d a j k s t a y i p

Name _____

jay	may	wait	sail	train
hay	main	tail	pay	stay

A. Write the Words

Write the spelling words that have the long *a* sound spelled *ai*.

1. _____ 2. _____ 3. _____

4. _____ 5. _____

Write the spelling words that have the long *a* sound spelled *ay*.

6. _____ 7. _____ 8. _____

9. _____ 10. _____

B. New Words

Make a new word from the spelling list by changing the first letter.

11. way – w + j = _____

12. mail – m + t = _____

13. day – d + h = _____

14. gain – g + m = _____

15. brain – b + t = _____


Name _____

tail	stay	pay	main	wait
may	sail	hay	jay	train

Sentences to Complete

Write the spelling word on each line to complete the sentence.

1. I have to _____ a quarter for the milk.
2. My dog wags his _____ when he is happy.
3. Do you know how to _____ a ship?
4. Will you _____ for me to get there?
5. I _____ not go to the game today.
6. What time does the _____ come?
7. Grandma will _____ at our house.
8. Is that a blue _____ in the tree?
9. There were lots of shops on the _____ street.
10. There is plenty of _____ in the barn.



Name _____

A. There are five spelling mistakes in the paragraph below. Circle the misspelled words. Write the words correctly on the lines below.

Today my mom fell and hurt her arm. My dad thought she mae need a cast. We all went to the hospital. We needed to see the mayn doctor. We had to waet our turn. Then my mom got an X ray. She did need a cast. The doctor told her to staiy still. My dad left to paye the bill. At last, we all went home and signed mom's new cast.

1. _____ 2. _____ 3. _____
4. _____ 5. _____

B. Writing

Write about how you would help someone who got hurt or who was sick. Use five spelling words from your list.

Name _____

A. Using the Word Study Steps

1. LOOK at the word.
2. SAY the word aloud.
3. STUDY the letters in the word.
4. WRITE the word.
5. CHECK the word.

Did you spell the word right?

If not, go back to step 1.

B. Puzzle

need	baby	we	queen	eat
leaf	he	mean	seek	pony

Solve the puzzle. Circle the ten hidden spelling words.

o	e	a	t	y	h	e
p	m	q	u	e	e	n
e	b	a	b	y	w	e
m	e	a	n	b	h	s
e	a	c	p	o	n	y
s	z	l	e	a	f	u
n	e	e	d	h	s	b
a	y	k	s	e	e	k

Name _____

need	baby	we	queen	eat
leaf	he	mean	seek	pony

A. Word Sort

Fill in the blanks below with spelling words that match each spelling pattern.

*e**ee**ea**y*

- | | | | |
|----------|----------|----------|-----------|
| 1. _____ | 3. _____ | 6. _____ | 9. _____ |
| 2. _____ | 4. _____ | 7. _____ | 10. _____ |
| | 5. _____ | 8. _____ | |

B. New Words

Make a new word from the spelling list by changing the first letter.

11. seed – s + n _____
12. be – b + w _____
13. lean – l + m _____
14. me – m + h _____
15. peek – p + s _____

Name _____


pony	he	seek	mean	need
leaf	eat	baby	we	queen

A. Match-Ups**Draw a line from each spelling word to its meaning.**

- | | |
|---------|--------------------|
| 1. pony | a small horse |
| 2. baby | to take in food |
| 3. leaf | not nice |
| 4. seek | a very young child |
| 5. mean | part of a plant |
| 6. eat | to try to find |

B. Sentences to Complete**Write a spelling word on each line to complete the sentence.**

7. Can _____ all go to the play with you?
8. The king and _____ wore crowns.
9. How will _____ find his way home?
10. I _____ to get some sleep.



Name _____


A. There are six spelling mistakes in the paragraph below. Circle the misspelled words. Write the words correctly on the lines below.

My grandpa likes to tell stories. He tells me about things I did when I was a little babie. He remembers when wey went to the park together. He says that when I was a baby, I did not eet very much. Now I nead a lot of food to fill me up! Hee tells me about the first time I rode on a ponie. I did not want to get off. I hope my grandpa keeps telling me stories.

1. _____ 2. _____ 3. _____
4. _____ 5. _____ 6. _____

B. Writing

Write a family story. Use four words from the spelling list. Share and compare your story with a classmate's story.



Name _____

Spelling:
Long *i***Using the Word Study Steps**

1. LOOK at the word.
2. SAY the word aloud.
3. STUDY the letters in the word.
4. WRITE the word.
5. CHECK the word.

Did you spell the word right?

If not, go back to step 1.

X the Words**Put an X on the words with the long *i* sound.**

dry	dip	pick	lie	rip
sit	sight	mit	try	mind
wild	tip	high	clip	tie
hill	cry	light	tilt	will

Name _____

light	lie	try	high	tie
wild	mind	sight	cry	dry

A. Write the Words

Write the spelling words that have the long *i* sound spelled *i*.

1. _____ 2. _____

Write the spelling words that have the long *i* sound spelled *ie*.

3. _____ 4. _____

Write the spelling words that have the long *i* sound spelled *y*.

5. _____ 6. _____ 7. _____

Write the spelling words that have the long *i* sound spelled *igh*.

8. _____ 9. _____ 10. _____

B. Misfit Letter

An extra letter has been added to each spelling word below. Draw a line through the letter that does not belong. Write the word correctly on the line.

11. highe _____ 12. miend _____

13. crye _____ 14. tye _____

15. wiled _____


Name _____

light	lie	try	high	tie
wild	mind	sight	cry	dry

Word Meaning

Find the opposite. Draw lines to connect the spelling words to words that mean the opposite.

- | | |
|----------|-------|
| 1. dry | low |
| 2. high | wet |
| 3. wild | heavy |
| 4. light | tame |

**Sentences to Complete**

Write a spelling word on each line to complete the sentence.


5. Can you _____ your shoes?
6. I will _____ to help you fix the car.
7. You look sad when you _____.
8. Your _____ is what helps you see.
9. Do you _____ if I sit next to you?
10. You should never tell a _____.

Name _____

A. There are five spelling mistakes in the report below. Circle the misspelled words. Write the words correctly on the lines below.

Our class took a trip to the zoo. We saw tame animals and wild animals. There was a baby kangaroo. He could jump high. We did not mind getting splashed by the baby seal pups. We sat in the sun to get dry. We liked the newborn lion cubs the best. The zoo keeper told us not to try to feed them. Their mother might get mad!

1. _____ 2. _____ 3. _____
4. _____ 5. _____



B. Writing

Write a report about baby or adult animals. Use five words from the spelling list.

Name _____

Using the Word Study Steps

- | | |
|-----------------------------------|-------------------------------|
| 1. LOOK at the word. | 4. WRITE the word. |
| 2. SAY the word aloud. | 5. CHECK the word. |
| 3. STUDY the letters in the word. | Did you spell the word right? |
| | If not, go back to step 1. |

Crossword Puzzle

most	mow	goes	toast	foam
grow	told	bowl	toe	soap


Write the spelling word that best matches each clue. Put the spelling words in the boxes that start with the same number.

ACROSS

- 2. past tense of *tell*
- 3. almost all
- 6. to get bigger
- 7. what you wash with

DOWN

- 1. moves
- 3. to cut grass
- 4. to heat bread
- 5. soap bubbles



Name _____

most	mow	goes	toast	foam
grow	told	bowl	toe	soap

A. Write the Words**Write the spelling words that have the long *o* sound spelled *o*.**

1. _____ 2. _____

Write the spelling words that have the long *o* sound spelled *oa*.

3. _____ 4. _____ 5. _____

Write the spelling words that have the long *o* sound spelled *ow*.

6. _____ 7. _____ 8. _____

Write the spelling words that have the long *o* sound spelled *oe*.

9. _____ 10. _____

B. Rhyme Time**Write the spelling word that rhymes with each of these words.**

11. cold _____

12. hoes _____

13. rope _____

14. doe _____


15. roast _____

Name _____

toast	soap	mow	goes	bowl
grow	toe	told	most	foam

Sentences to Complete**Write a spelling word on each line to complete the sentence.**

1. I _____ my friend to wait for me after class.
2. What color are _____ trees?
3. Dad will _____ the grass today.
4. Mom made eggs and _____.
5. There is a bar of _____ on the sink.
6. I put soup in the _____.
7. Did you _____ an inch taller?
8. I stubbed my _____ on the step.
9. Joe _____ to work at nine.
10. The soap made bubbles and _____.



Name _____


A. There are five spelling mistakes in the paragraph below. Circle the misspelled words. Write the words correctly on the lines below.

When I groe up, I want to play baseball like my brother. He gois to practice every day. He tolde me that he works hard to be a good player. He has never missed a game. Once he even played with a broken tow. What he loves moast about baseball is that it helps keep him in shape.

1. _____ 2. _____ 3. _____
4. _____ 5. _____

B. Writing

What sport or activity keeps you in good shape? Write about it. Use five spelling words from your list.



Name _____

Using the Word Study Steps

1. LOOK at the word.
2. SAY the word aloud.
3. STUDY the letters in the word.
4. WRITE the word.
5. CHECK the word.

Did you spell the word right?

If not, go back to step 1.

X the Words**Put an X on the words with the long *u* sound.**

hut	fuse	bun	bugle	button
tune	rug	dune	use	us
bug	music	luck	duke	mule
flute	much	cup	June	sun

Name _____

flute	tune	dune	use	June
mule	duke	bugle	music	fuse

A. Word Sort

Look at the spelling words in the box. Write the spelling words that have the long *u* sound spelled *u*.

1. _____ 2. _____

Write the spelling words that have the long *u* sound spelled *u_e*.

3. _____ 4. _____ 5. _____
 6. _____ 7. _____ 8. _____
 9. _____ 10. _____

B. Puzzle

Solve the puzzle. Circle the five hidden spelling words.

e	u	m	u	l	e	z
i	f	l	u	t	e	s
u	s	e	f	n	k	g
e	c	n	t	u	n	e
y	d	u	n	e	l	m

Name _____

Spelling:
Long *u*

flute	tune	dune	use	June
mule	duke	bugle	music	fuse

A. Match-Ups**Draw a line from each spelling word to its meaning.**

- | | |
|----------|-------------------------|
| 1. June | a sand hill |
| 2. flute | the month before July |
| 3. dune | a prince |
| 4. mule | an animal like a donkey |
| 5. duke | a wind instrument |

B. Sentences to Complete**Write a spelling word on each line to complete the sentence.**

6. I like _____ class because I get to play the drums.
7. A _____ blew so all the lights went out.
8. A _____ is like a trumpet.
9. Can I _____ your pen to write a note?
10. Dad hums a _____ when he rocks the baby.

Name _____

- A. There are five spelling mistakes in the list of rules below. Circle the misspelled words. Write the words correctly on the lines below.**

Rules for Music Class

1. Do not uise instruments without asking the teacher.
2. Tuune your instrument before class begins.
3. Make sure no one will trip on your buggle.
4. Keep your fluit in the case unless you are playing it.
5. Put all of the musec books in a neat stack before you leave.

1. _____ 2. _____ 3. _____
 4. _____ 5. _____

B. Writing

Write about other school rules that are important to follow. Use five spelling words from your list.



Name _____

Using the Word Study Steps

1. LOOK at the word.
2. SAY the word aloud.
3. STUDY the letters in the word.
4. WRITE the word.
5. CHECK the word.

Did you spell the word right?

If not, go back to step 1.

Word Builder

term	hurt	first	herd	stir
skirt	clerk	churn	burst	turn

Be a word builder. Write the missing vowel to finish each spelling word.

- | | |
|----------------|------------------|
| 1. cl ____ r k | 2. t ____ r n |
| 3. h ____ r t | 4. f ____ r s t |
| 5. t ____ r m | 6. h ____ r d |
| 7. ch ____ r n | 8. b ____ r s t |
| 9. s t ____ r | 10. s k ____ r t |

Name _____

term

hurt

first

herd

stir

skirt

clerk

churn

burst

turn

A. Word Sort

Look at the spelling words in the box. Match each word with a spelling pattern.

er 1. _____ 2. _____ 3. _____*ir* 4. _____ 5. _____ 6. _____*ur* 7. _____ 8. _____ 9. _____

10. _____

B. Misfit Letter

An extra letter has been added to each spelling word below. Draw a line through the letter that does not belong. Write the word correctly on the line.

11. stier _____

12. hierd _____

13. clierk _____

14. huert _____

15. cheurn _____

Name _____

churn	burst	clerk	skirt	term
first	hurt	turn	stir	herd


Sentences to Complete

Write a spelling word on each line to complete the sentence.

1. The _____ in the store waited on us.
2. Trish wore a _____ and a sweater to the dance.
3. The school _____ is over in November.
4. This is my _____ time at the dance.
5. Please take your _____ in the game.

Word Meaning

Say it another way. Draw a line from each spelling word to the word or words that mean almost the same.



- | | |
|-----------|-------------|
| 6. burst | mix |
| 7. stir | pop |
| 8. herd | stir milk |
| 9. hurt | wounded |
| 10. churn | large group |

Name _____

A. There are five spelling mistakes in the paragraph below. Circle the misspelled words. Write the words correctly on the lines below.

Animals have many different needs. Jason knows this from helping on his father's ranch. It is Jason's turn to help with the cattle. There is a large herd. They all need to stay together. Jason also needs to make sure that none of the cattle gets hurt. Jason needs to stir a special medicine into the food of one cow that is sick. This is a big job. It takes a burst of energy for Jason to take care of the whole herd.

1. _____ 2. _____ 3. _____

4. _____ 5. _____

Writing



B. Write a paragraph about the needs of one of your favorite animals. Use five words from your spelling list.

Name _____

A. Using the Word Study Steps

1. LOOK at the word.
2. SAY the word aloud.
3. STUDY the letters in the word.
4. WRITE the word.
5. CHECK the word.

Did you spell the word right?

If not, go back to step 1.

B. Find and Circle

near	where	deer	verb	perch
ear	steer	here	dear	cheer

Where are the spelling words?

w s t e e r v o e a r
 h a w c h e e r l d c
 e m b o p e r c h e t
 r x d e e r b h f a s
 e n e a r l o h e r e

Name _____

near	where	deer	verb	perch
ear	steer	here	dear	cheer

A. Word Sort

Look at the spelling words in the box. Write the spelling words that have the *er* spelling pattern.

1. _____ 2. _____

Write the spelling words that have the *eer* spelling pattern.

3. _____ 4. _____ 5. _____

Write the spelling words that have the *ere* spelling pattern.

6. _____ 7. _____

Write the spelling words that have the *ear* spelling pattern.

8. _____ 9. _____ 10. _____

B. Find the Pattern

Read each group of words. Circle the word that does not fit the pattern.

11. near, ear, deer

12. here, verb, where

13. perch, steer, veer

14. where, dear, near

15. deer, perch, verb

Name _____

near	where	deer	verb	perch
ear	steer	here	dear	cheer

A. Match-Ups**Draw a line from each spelling word to its meaning.**

- | | |
|----------|---|
| 1. deer | the part of the body used for listening |
| 2. ear | close by |
| 3. near | an animal with antlers |
| 4. cheer | to guide or direct |
| 5. perch | joy or happiness |
| 6. steer | a small fish |

**B. Sentences to Complete****Write a spelling word on each line to complete the sentence.**

7. Please come _____ so I can show you my fish.
8. I wonder _____ we are going today in the boat.
9. The word *run* is an example of a _____.
10. You are a _____ to take such good care of me.

Name _____

A. There are six spelling mistakes in the paragraph below. Circle the misspelled words. Write the words correctly on the lines below.

My mom is an artist. She has a studio wheer she works every day. We live nere the woods so my mom draws lots of animals. One day she drew a der that she saw right outside her window. A fisherman lives next door, so my mom painted a picture of a peerch for him. My mom painted a picture of a cool race car for me. I let out a big chear. I have it hanging heer in my bedroom. Now I want to be an artist too!

1. _____ 2. _____ 3. _____
4. _____ 5. _____ 6. _____



B. Writing

Write about what you would draw or paint if you were an artist. Use four words from your spelling list.

Name _____

Using the Word Study Steps

1. LOOK at the word.
2. SAY the word aloud.
3. STUDY the letters in the word.
4. WRITE the word.
5. CHECK the word.

Did you spell the word right?

If not, go back to step 1.

Find and Circle

dark	farm	art	hard	part
far	are	start	park	large

Solve the puzzle. Circle the ten hidden spelling words.

l	a	r	g	e	s	t	a	r	t
p	r	a	h	f	a	r	m	u	d
a	e	s	a	r	t	n	o	s	a
r	p	a	r	t	w	c	f	a	r
k	i	z	t	h	a	r	d	m	k

Name _____

A. There are five spelling mistakes in the sentences below. Circle the misspelled words. Write the words correctly on the lines below.

1. These ar my favorite jeans.
2. I like to staret my homework right after school.
3. Sue and Jeff take their dog to the parke every day.
4. I thought the math test was very hared.
5. The ending was the best parrt of the movie.

1. _____ 2. _____ 3. _____

4. _____ 5. _____

B. Circle the Word

Circle the words with *ar*.

dark	short	sort	storm	far
horse	park	large	hard	corn

Name _____

dark

farm

art

hard

part

far

are

start

park

large

Opposites


Write the spelling word that means the opposite of each word below.

1. stop _____
2. light _____
3. soft _____

Sentences to Complete

Write a spelling word on the line to complete the sentence.

4. Sam has the biggest _____ in the play.
5. Cows and pigs live on a _____.
6. I love to draw during _____ class.
7. There _____ many fun things to do in town.
8. Watermelons are very _____ fruits.
9. The swings are on the _____ side of the playground.
10. There are swings and a slide at the _____.



Name _____

A. There are six spelling mistakes in the paragraph below. Circle the misspelled words. Write the words correctly on the lines below.

My dog can run in the perk. During a storm, my dog hides under the couch. After dirk, my dog sleeps in bed with me. A horse is too big to sleep in a bed. It lives in a stable on a faerm. A horse likes to run fer. It eats a larg amount of food. I think dogs arre easier to take care of than horses.

- 1. _____
- 2. _____
- 3. _____
- 4. _____
- 5. _____
- 6. _____

B. Writing

Write about the needs of two different animals. Use four words from your spelling list.



Name _____

Using the Word Study Steps

1. LOOK at the word.
2. SAY the word aloud.
3. STUDY the letters in the word.
4. WRITE the word.
5. CHECK the word.
Did you spell the word right?
If not, go back to step 1.

Find and Circle**Where are the spelling words?**

m	n	b	v	c	x	z	s	d	f
g	s	t	o	r	e	h	j	k	l
p	y	o	t	r	r	b	w	q	q
s	z	r	w	d	x	o	a	r	c
r	f	e	v	b	n	a	g	t	y
h	n	m	j	p	l	r	k	z	x
z	n	x	c	v	b	d	n	m	s
w	o	r	e	s	d	f	g	h	j
k	r	k	l	q	w	p	r	r	t
y	t	p	z	m	f	o	r	t	x
c	h	v	b	n	n	r	m	p	y
d	s	q	w	m	r	t	e	r	t
f	g	h	j	o	k	l	z	m	x
q	r	o	a	r	p	y	t	r	w
v	g	s	k	e	b	h	j	k	l

Name _____

north	port	store	roar	board
oar	more	wore	tore	fort

A. Look at the spelling words in the box. Match each word with a spelling pattern.

or 1. _____ 2. _____

3. _____

ore 4. _____ 5. _____

6. _____ 7. _____

oar 8. _____ 9. _____

10. _____

B. X the Word

Look at the vowel spelling pattern in each row of spelling words. In each row, cross out the word that does not belong.

1	store	board	tore
2	oar	roar	port
3	fort	north	more
4	wore	board	roar
5	north	port	store

Name _____


north	port	store	roar	board
oar	more	wore	tore	fort

A. Definitions**Write the spelling word for each definition.**

1. Past tense of *tear* _____
2. A paddle used to row a boat _____
3. A loud rumbling sound _____
4. A harbor _____
5. The direction opposite of south _____
6. A place where things are sold _____
7. An army post _____

B. Sentences to Complete**Write a spelling word on each line to complete the sentence.**

8. I need _____ glue to finish my art project.
9. Sue _____ her red dress to the party.
10. The wooden _____ had nails pounded into it.



Name _____

A. There are six spelling mistakes in the paragraph below. Circle the misspelled words. Write the words correctly on the lines below.

Inventors have dreamed up many new things over the years. There are moar inventions today than ever before. Someone invented an oare to row a boat. Someone else invented a bord game called checkers. Long ago, if you woore your jeans and toare them, you would need to mend them by hand. Today you can fix them on a sewing machine. Or you can drive to a big department stoore and buy a new pair. What other inventions can you think of?



- | | |
|----------|----------|
| 1. _____ | 2. _____ |
| 3. _____ | 4. _____ |
| 5. _____ | 6. _____ |

B. Writing

Write about your own idea for an invention. Use four words from the spelling list.

Name _____

Using the Word Study Steps

1. LOOK at the word.
2. SAY the word aloud.
3. STUDY the letters in the word.
4. WRITE the word.
5. CHECK the word.
Did you spell the word right?
If not, go back to step 1.

X the Word

Find two words in each row with the same vowel sound and spelling pattern. Cross out the other word that does not belong.

- | | | |
|---------|-------|-------|
| 1. pair | chair | charm |
| 2. star | stamp | shark |
| 3. card | care | rare |
| 4. dare | storm | stare |
| 5. hair | fair | farm |

Name _____

fair	care	star	hair	pair
shark	stare	dare	rare	chair

A. Word Sort

Look at the spelling words in the box. Match each word with a spelling pattern.

ar 1. _____ 2. _____

are 3. _____ 4. _____

5. _____ 6. _____

air 7. _____ 8. _____

9. _____ 10. _____

B. Misfit Letter

An extra letter has been added to each spelling word below. Draw a line through the letter that does not belong. Write the word correctly on the line.

11. caire _____ 12. faire _____

13. paire _____ 14. shairk _____

15. chaier _____

Name _____

fair	care	star	hair	pair
shark	stare	dare	rare	chair

A. Definitions


Write the spelling word for each definition.

1. A piece of furniture that you sit on _____
2. Not common _____
3. A large fish _____
4. An object seen in the night sky _____
5. To look at something with eyes open wide _____
6. Two similar things used together _____
7. A festival or carnival _____

B. Sentences to Complete

Write a spelling word on each line to complete the sentence.

8. Wash your _____ in the shower.
9. I _____ you to go to school dressed like a monkey.
10. Pat takes _____ of her new puppy.



Name _____


A. There are six spelling mistakes in the paragraph below. Circle the misspelled words. Write the words correctly on the lines below.

Everyone in our class is writing a book. Mark's book is about a shairk. Jeff's book is about a shooting starr. My book is about how to take cair of your haire. After we write our books, we will illustrate them. Then we will sit in an author's chare and read our stories to each other. We might also have a book faire so the entire school can read our books.

1. _____ 2. _____ 3. _____
4. _____ 5. _____ 6. _____

B. Writing

Be an author! Write a story about something you know about or enjoy doing. Use four words from your spelling list.



Name _____

Using the Word Study Steps

1. LOOK at the word.
2. SAY the word aloud.
3. STUDY the letters in the word.
4. WRITE the word.
5. CHECK the word.

Did you spell the word right?

If not, go back to step 1.

Puzzle

clown	ground	crown	shout	cloud
sound	house	brown	growl	howl

Solve the puzzle. Circle all the hidden spelling words.

h s o u n d s h o w l
o k v a c r o w n l o
u b s s h o u t r y u
s i b r o w n z s e d
e c l o w n d u y r t
g r o w l p c l o u d

Name _____

Spelling:
Diphthong *ou, ow*

clown	ground	crown	shout	cloud
sound	house	brown	growl	howl

A. Word Sort

Look at the spelling words in the box. Fill in the blanks below with spelling words that match each spelling pattern.

ow

1. _____
2. _____
3. _____
4. _____
5. _____

ou

6. _____
7. _____
8. _____
9. _____
10. _____

B. Rhyme Time

Write the spelling words that rhyme with each of these words.

11. pound

12. mouse

13. owl

Name _____

clown	ground	crown	shout	cloud
sound	house	brown	growl	howl

A. Match-Ups**Draw a line from each spelling word to its meaning.**

- | | |
|-----------|-----------------------------------|
| 1. clown | the earth under your feet |
| 2. brown | a person who makes you laugh |
| 3. ground | a color |
| 4. crown | a building to live in |
| 5. shout | something worn by a king or queen |
| 6. house | yell |

B. Sentences to Complete**Write a spelling word on the line to complete each sentence.**

7. Will the dog _____ at a stranger?
8. The _____ in the sky was fluffy and white.
9. There was a loud _____ when the alarm went off.
10. I think I heard a coyote _____.




Name _____

- A. There are six spelling mistakes in the report below. Circle the misspelled words. Write the words correctly on the lines below.**

A desert is a hot, dry place. It may look broun because few green plants can survive there. Some animals can and do live in the desert. You may hear a lowd soond at night. What is it? It might be the houl of a coyote. Or it might be the groowl of a dingo. Dingoes are like dogs. Some dangerous animals live in the desert, too. If you see one of them, go back into your howse!

1. _____ 2. _____ 3. _____
4. _____ 5. _____ 6. _____



B. Writing

Write a short report about animals that live in the desert. Use four of the spelling words in your report.

Name _____

Using the Word Study Steps

1. LOOK at the word.
2. SAY the word aloud.
3. STUDY the letters in the word.
4. WRITE the word.
5. CHECK the word.
Did you spell the word right?
If not, go back to step 1.

X the Word

Find two words in each row with the same vowel sound and spelling pattern. Cross out the other word that does not belong.

- | | | |
|----------|-------|-------|
| 1. royal | crawl | soy |
| 2. soil | moist | most |
| 3. brown | broil | oil |
| 4. joy | job | toy |
| 5. boil | point | paint |

Name _____

boil	moist	joy	toy	point
broil	soil	avoid	royal	oil

A. Word Sort

Look at the spelling words in the box. Write the spelling words that have the *oi* pattern.

1. _____ 2. _____ 3. _____
 4. _____ 5. _____ 6. _____
 7. _____

Write the spelling words that have the *oy* pattern.

8. _____ 9. _____ 10. _____

B. Missing Letter

A letter is missing from each spelling word below. Write the missing letter in the box. Then write the spelling word correctly on the line.


11. bro**l** _____
 12. roa**l** _____
 13. mo**i**t _____
 14. po**n**t _____
 15. sil _____

Name _____

boil	moist	joy	toy	point
broil	soil	avoid	royal	oil

A. Sentences to Complete**Write a spelling word on each line to complete the sentence.**

1. Mom fried the fish in _____.
2. The new baby brought much _____ to her family.
3. I can _____ the meat in the oven.
4. Water made the towel feel _____.
5. The _____ family sat on their thrones.

**B. Definitions****Write the spelling word for each definition.**

6. An object that children play with _____
7. A small mark or dot used in writing _____
8. Dirt that plants grow in _____
9. To heat water until it bubbles _____
10. To stay away from _____

Name _____

A. There are six spelling mistakes in the paragraph below. Circle the misspelled words. Write the words correctly on the lines below.

Once I was in a play about a king and queen. The stage was a rouyal castle. The queen wanted to avoyid cooking. She had her servant boel water for her tea. The king was very funny. He put soy sauce on everything he ate! I played the king and queen's child. I brought them great joiy. My favorite toiy in the castle was a nutcracker. The nutcracker squeaked when I used it. I learned how to oel it so it did not make any noise. The play was fun!

1. _____ 2. _____ 3. _____
4. _____ 5. _____ 6. _____



B. Writing

Write about acting in a play. Use four or five of your spelling words. Circle the spelling words you use.

Name _____

Using the Word Study Steps

1. LOOK at the word.
2. SAY the word aloud.
3. STUDY the letters in the word.
4. WRITE the word.
5. CHECK the word.

Did you spell the word right?

If not, go back to step 1.

Find and Circle

suit	shoe	room	clue	fruit
glue	flew	canoe	new	tool

Circle the ten hidden spelling words.

t	r	o	o	m	k	n	e	w	q
o	p	c	a	n	o	e	l	j	s
o	g	l	f	r	u	i	t	o	u
l	w	u	s	h	g	l	u	e	i
f	l	e	w	g	s	h	o	e	t

Name _____

suit	shoe	room	clue	fruit
glue	flew	canoe	new	tool

A. Word Sort

Look at the spelling words in the box. Write the spelling words that match each spelling pattern.

*oo**ue**ui*

1. _____ 3. _____ 5. _____
 2. _____ 4. _____ 6. _____

*ew**oe*

7. _____ 9. _____
 8. _____ 10. _____

B. Rhyme Around

Write the spelling word that completes each rhyme.

11. Dad has a funny suit.
The pattern on it is made
of _____.
12. The toy plane flew
because it was
brand _____.
13. We were riding in the canoe
when I lost my right
_____.
14. I will give you a clue.
This sticky stuff smells like
_____.
15. I will get a pan and broom
to clean up my messy
_____.

Name _____

canoe	tool	fruit	glue	new
room	shoe	clue	suit	flew

A. Match-Ups**Draw a line from each spelling word to its meaning.**

- | | |
|----------|------------------------|
| 1. room | to make stick |
| 2. glue | a space in a house |
| 3. clue | a set of clothes |
| 4. new | a small boat |
| 5. canoe | recently grown or made |
| 6. suit | a hint |

B. Sentences to Complete**Write a spelling word on each line to complete the sentence.**

7. He used a _____ to fix the lock.
8. I ate a piece of _____ for lunch.
9. Which _____ needs a new lace?
10. Mom _____ to Texas to see her brother.



Name _____

- A. There are five spelling mistakes in the paragraph below. Circle the misspelled words. Write the words correctly on the lines below.**

Dave was in his rewm when he saw the weather report. A nue cold front was on its way. There was going to be a big winter storm. The big gray clouds were one clew that snow would start falling soon. Dave rushed to the airport. Somehow the pilot floo the plane and landed it before the storm began. Dave saw his friend get off the plane in a sute. Dave gave him a heavy winter coat and gloves for his cold visit to Chicago.

1. _____ 2. _____ 3. _____
4. _____ 5. _____

B. Writing

Write about a big storm.

Use five words from your spelling list.



Name _____

Using the Word Study Steps

1. LOOK at the word.
2. SAY the word aloud.
3. STUDY the letters in the word.
4. WRITE the word.
5. CHECK the word.
Did you spell the word right?
If not, go back to step 1.

Find and Circle**Where are the spelling words?**

w	o	u	l	d	q	w	s	r	t	y
p	s	d	f	g	h	c	o	u	l	d
j	k	l	z	x	c	v	o	b	n	m
m	s	h	o	o	k	n	t	b	v	c
x	z	o	l	k	j	h	g	f	d	s
r	t	o	z	p	q	w	r	t	y	p
w	q	k	s	d	f	g	s	h	j	k
l	z	x	c	v	b	n	g	m	q	w
r	b	r	o	o	k	t	o	q	y	p
c	s	d	f	g	h	j	o	k	l	z
r	x	s	h	o	u	l	d	c	v	b
o	n	m	q	w	r	t	y	p	s	d
o	f	g	h	j	k	l	z	x	c	v
k	b	n	m	q	w	f	o	o	t	r

would
shook
should
hook
could
soot
brook
foot
crook
good

Name _____

would	shook	should	hook	could
soot	brook	foot	crook	good

A. Word Sort

Look at the spelling words in the box. Match the spelling word with the spelling pattern and write the word.

oot 1. _____ 2. _____

ook 3. _____ 4. _____

5. _____ 6. _____

ood 7. _____

ould 8. _____ 9. _____

10. _____

B. Pattern Smart

Write the spelling words that have the same pattern as *book*.

11. _____ 12. _____

13. _____ 14. _____

Write the spelling word that has the same pattern as *hood*.

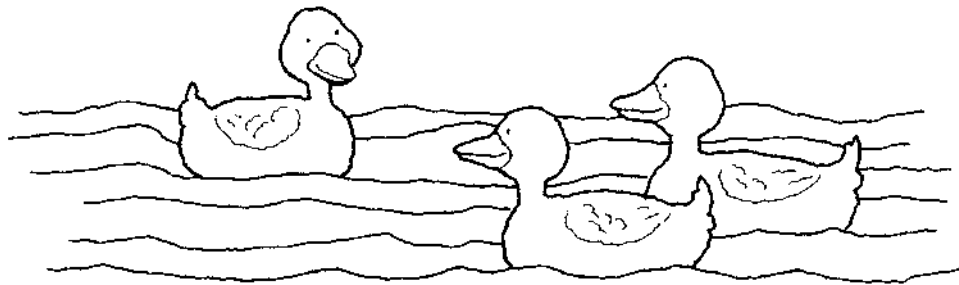
15. _____

Name _____

hook	brook	would	should	shook
good	crook	foot	could	soot

Sentences to Complete**Write a spelling word on each line to complete the sentence.**

1. The _____ stole a watch from the shop.
2. An inch is smaller than a _____.
3. Hang your coat up on the _____.
4. We saw ducks swimming in the _____.
5. I am _____ at standing on one foot.
6. He _____ not be able to play in the game.
7. The little boy _____ with fear.
8. Mom knew I _____ pick her up at the mall.
9. There was _____ in the fireplace.
10. You _____ know the answer to this question.



Name _____

A. There are six spelling mistakes in the paragraph below. Circle the misspelled words. Write the words correctly on the lines below.

Our class stood by the brouk. It was littered with trash. We knew we shood do something. We got some garbage bags and gloves. We started picking up the trash. Jan's fut almost slipped into the brook. We had to be careful. Someone cuold get hurt. But we knew everyone wouold be very happy that we took gud care of the brook.

1. _____ 2. _____ 3. _____
4. _____ 5. _____ 6. _____

B. Writing

Write about cleaning up something to make Earth a better place. Use four spelling words from your list.



Name _____

Using the Word Study Steps

1. LOOK at the word.
2. SAY the word aloud.
3. STUDY the letters in the word.
4. WRITE the word.
5. CHECK the word.
Did you spell the word right?
If not, go back to step 1.

X the Word

Put an X on the word in each row that has a different vowel sound.

- | | | |
|----------|--------|-------|
| 1. crawl | lamb | law |
| 2. wait | pause | fault |
| 3. draw | sauce | band |
| 4. raw | jaw | jam |
| 5. lunch | launch | hawk |

Name _____

Spelling:
Variant Vowel /ô/
(*au, aw, a*)

launch	draw	hawk	sauce	pause
law	crawl	fault	raw	jaw

A. Word Sort

Look at the spelling words in the box. Write the spelling words that have the *au* pattern.

1. _____ 2. _____ 3. _____

4. _____

Write the spelling words that have the *aw* pattern.

5. _____ 6. _____ 7. _____

8. _____ 9. _____ 10. _____

B. Missing Letter

A letter is missing from each spelling word below. Write the missing letter in the box. Then write the spelling word correctly on the line.

11. pase _____12. hak _____13. lanch _____14. cral _____15. falt _____

Name _____


jaw	crawl	sauce	launch	raw
pause	draw	law	fault	hawk

A. Make a Connection**Write a spelling word to complete each pair of sentences.**

1. A child can run. A baby can _____.
2. I put gravy on my meat. I put _____ on my vegetables.
3. I like to paint. You like to _____.
4. A baby cow is called a calf. A baby deer is called a _____.
5. Our fingers are part of our hand. Our _____ is part of our mouth.
6. You need to cook the meat. But carrots you can eat _____.

B. Sentences to Complete**Write a spelling word on each line to complete the sentence.**

7. They will _____ the rocket at noon.
8. Is it your _____ that the vase broke?
9. Wearing your seat belt is a _____.
10. Stop or _____ after you read the first page.



Name _____

Spelling:
Variant Vowel /ô/
(*au, aw, a*)

A. There are five spelling mistakes in the paragraph below. Circle the misspelled words. Write the words correctly on the lines below.

It is very cold and windy in the Arctic. You're likely to see a baby polar bear living there. You might also spot a snowy owl, but not a hauk. But it's not your fawlt. The Arctic is just too cold for some animals! Animals that have a thick coat of fur can crawl, jump, or play in the snow. You might pawse and watch a reindeer or moose make tracks in the snow.

What other Arctic animals can you think of? Try to drauw them!

1. _____ 2. _____ 3. _____

4. _____ 5. _____



B. Writing

Write about one or more animals that can survive in the Arctic. Use five spelling words from your list.

Name _____

Using the Word Study Steps

1. LOOK at the word.
2. SAY the word aloud.
3. STUDY the letters in the word.
4. WRITE the word.
5. CHECK the word.

Did you spell the word right?

If not, go back to step 1.

Puzzle

nap

napkin

cab

cabin

in

index

visit

object

cotton

happen

Solve the puzzle. Circle all the hidden spelling words.

x c o t t o n o i n

v a e x n a b b v c

i b i n d e x j i a

s v d e f m o e n b

i n a p k i n c a i

t h a p p e n t p n

Name _____

nap

napkin

cab

cabin

in

index

visit

object

cotton

happen

A. Look at the spelling words in the box. Write the spelling words that have one closed syllable.

1. _____ 2. _____ 3. _____

Write the spelling words that have two closed syllables.

4. _____ 5. _____ 6. _____

7. _____ 8. _____ 9. _____

10. _____

B. Read each group of words. Circle the word that has two closed syllables.

11. pilot, picnic, pony

12. baby, music, cactus

13. basket, total, zebra

14. unit, open, popcorn

Name _____

nap	napkin	cab	cabin	in
index	visit	object	cotton	happen

A. Match-Ups**Draw a line from each spelling word to its meaning.**

- | | |
|-----------|-------------------------------|
| 1. nap | a taxi |
| 2. cotton | a short rest |
| 3. cab | part of a book |
| 4. index | a thing |
| 5. napkin | something white and fluffy |
| 6. object | you use it to wipe your mouth |

B. Sentences to Complete**Write a spelling word on the line to complete each sentence.**

7. I planted a garden outside Grandma's _____.
8. I put seeds _____ the ground.
9. What will _____ to my seeds?
10. I will see plants when I _____ Grandma next week.

Name _____

A. There are six spelling mistakes in the report below.**Circle the misspelled words. Write the words correctly on the lines below.**

This summer I went to vissit my Aunt Sally. I flew on a plane to get there. She met me at the airport. Then she drove me to her cabbin in the woods. When I got there, I was so tired that I took a napp. When I woke up, I looked for Aunt Sally. She was inn her garden. She asked me to help her plant some seeds. "What will hapen to them?" I asked.

"I'll show you," Aunt Sally said. She opened a big book about plants. She looked in the indecks to find the page number for sunflowers. She turned to the sunflower page and showed me a picture. "When you come back in two months, they will look like this," she said.

1. _____ 2. _____ 3. _____
4. _____ 5. _____ 6. _____

B. Writing

Write a story about a trip to a community garden. Use four of the spelling words in your story.

Name _____

Using the Word Study Steps

1. LOOK at the word.
2. SAY the word aloud.
3. STUDY the letters in the word.
4. WRITE the word.
5. CHECK the word.

Did you spell the word right?

If not, go back to step 1.

Puzzle

pen	net	publish	fuzzy	bet
pencil	magnet	pepper	dinner	better

Solve the puzzle. Circle all the hidden spelling words.

p e p p e r b u p d b
 u z y e z o g m e i e
 b e t n z m a g n e t
 l y a c y a p e h z t
 i f d i n n e r u n e
 s u u l g n s h z e r
 h l i f u z z y l t n

Name _____

pen	net	publish	fuzzy	bet
pencil	magnet	pepper	dinner	better

A. Word Sort

Look at the spelling words in the box. Write the spelling words that have one syllable.

1. _____ 2. _____ 3. _____

Write the two-syllable words that have the same two consonants in the middle.

4. _____ 5. _____ 6. _____ 7. _____

Write the two-syllable words that have different consonants in the middle.

8. _____ 9. _____ 10. _____

B. Find the Pattern

Read each group of words. Circle the word that does not fit the pattern.

11. pen, net, pencil

12. dinner, bet, pepper

13. fuzzy, magnet, publish

14. tablet, better, pepper

Name _____

pen	pencil	net	magnet	publish
pepper	fuzzy	dinner	bet	better

A. Definitions**Write the spelling word for each definition.**

1. Part of a basketball hoop _____
2. Used for writing with ink _____
3. It sticks to metal _____
4. A writing stick with no ink _____
5. To make a book _____
6. To think something will happen _____

B. Sentences to Complete**Write a spelling word on the line to complete each sentence.**

7. My garden vegetables taste _____ than ones from a store.
8. My green _____ is smooth on the outside.
9. Some of my vegetables are _____.
10. All of them taste good when I eat them for _____.

Name _____

A. There are six spelling mistakes in the paragraph below. Circle the misspelled words. Write the words correctly on the lines below.

Mark and his dad worked in the garden. Mark was tired of the garden. He thought the vegetables would never grow. Then one day, he saw something green. It was a big green peper! Mark's dad broke off a piece. They each took a bite. It tasted good. It was beter than the ones from the store. Mark's family ate the rest of it for dinnir. Mark wanted to write a letter to his grandfather to tell him about the garden. Mark looked for a penn. He could only find a pensil. He wrote, "I bett you would like to see it."



1. _____ 2. _____ 3. _____
4. _____ 5. _____ 6. _____

B. Writing

Write about something you grew or made. Use four words from your spelling list.

Name _____

Using the Word Study Steps

1. LOOK at the word.
2. SAY the word aloud.
3. STUDY the letters in the word.
4. WRITE the word.
5. CHECK the word.

Did you spell the word right?

If not, go back to step 1.

Find and Circle

human	lady	crazy	gravy	open
giant	lazy	navy	solo	odor

Where are the spelling words?

h u l h u m a n g c r
 u g x i s c r a i r o
 z i o d o r l v z a o
 l a d y l u y y a z p
 a n j v o d l a z y e
 r t i g r a v y n m n

Name _____

human	lady	crazy	gravy	open
giant	lazy	navy	solo	odor

A. Word Sort

Look at the spelling words in the box. Match each word to the long vowel sound in its open syllable. Write the spelling words on the lines below.

long *a*

1. _____

2. _____

3. _____

4. _____

5. _____

long *o*

6. _____

7. _____

8. _____

long *i*

9. _____

long *u*

10. _____

B. Missing Letter

A vowel is missing from each spelling word below. Write the missing letter in the box. Then write the spelling word correctly on the line.

11. cr zy _____13. h man _____12. dor _____14. g ant _____

Name _____

human	giant	lady	lazy	crazy
navy	gravy	solo	open	odor

A. Definitions**Write the spelling word for each definition.**

1. a woman _____
2. a smell _____
3. alone or by oneself _____
4. strange _____
5. a sauce for meat _____
6. a shade of blue _____

B. Sentences to Complete**Write a spelling word on the line to complete each sentence.**


7. A long time ago, some cats had very big, or _____, teeth.
8. When my cats _____ their mouths, I see only small teeth.
9. A long time ago, a person, or _____, didn't have a cat for a pet.
10. Today, I have two _____ cats that lie in the sun all day.

Name _____

A. Proofreading Activity

There are five spelling mistakes in the report below. Circle the misspelled words. Write the words correctly on the lines below.

Long ago, dinosaurs lived on Earth. Some of them were as big as a gient. Others were tiny. No humin being has seen a real dinosaur. But they have seen models of them. Scientists found dinosaur bones. They put the bones together to make a model. They didn't work sollo to do this. They had to work together. They also couldn't be lazie. They had to work hard. Some people thought it was a crazy idea. But it worked!



1. _____

4. _____

2. _____

5. _____

3. _____

B. Writing Activity

On another sheet of paper, write a short story about an animal that lives today. Use four of the spelling words in your story.

Name _____

Using the Word Study Steps

1. LOOK at the word.
2. SAY the word aloud.
3. STUDY the letters in the word.
4. WRITE the word.
5. CHECK the word.

Did you spell the word right?

If not, go back to step 1.

Puzzle

lit	set	rip	pad	middle
little	settle	ripple	paddle	bubble

Solve the puzzle. Circle all the hidden spelling words.

f l r m i s e t p p l
 g l i a r f k e r a p
 a i p m i d d l e d a
 x t p e p a s d o d d
 e t l b t b u b b l e
 h l e c l u e v a e i
 s e t t l e w x l i t

Name _____

lit	set	rip	pad	middle
little	settle	ripple	paddle	bubble

A. Word Sort

Look at the spelling words in the box. Write the spelling words that have one syllable. Then write the words that have two syllables.

one syllable

two syllables

1. _____

5. _____

2. _____

6. _____

3. _____

7. _____

4. _____

8. _____

9. _____

10. _____

B. Rhyme Time

Write the spelling words that rhyme with each of these words.

11. slip _____

12. saddle _____

13. wet _____

14. riddle _____

Name _____

lit	little	set	settle	rip
ripple	pad	paddle	middle	bubble

A. Match-Ups**Draw a line from each spelling word to its meaning.**

- | | |
|-----------|-------------------------------|
| 1. lit | things that go together |
| 2. bubble | between the beginning and end |
| 3. set | something that pops |
| 4. middle | tear apart |
| 5. rip | past tense of <i>light</i> |

B. Sentences to Complete**Write a spelling word on the line to complete each sentence.**

6. Do you see the _____ tadpoles in the pond?
7. They make a _____ in the water when they swim.
8. Soon they will become frogs that _____ in the pond.
9. Sometimes a frog hops up on a lily _____.
10. Then it will _____ down to rest.

Name _____

- A. There are six spelling mistakes in the story below. Circle the misspelled words. Write the words correctly on the lines below.**

Two frogs sat on a lily padd. They talked about when they were litle tadpoles. The first frog said, "I couldn't paddel in the pond."

The other frog said, "I couldn't swim to the middul."

The first frog said, "Now I can dive. And I can make a buble."

The frogs jumped off the pad. They made a rippel in the water. Then they swam off.

1. _____

4. _____

2. _____

5. _____

3. _____

6. _____

B. Writing

Write about something you can do that you couldn't do when you were younger. Use four words from your spelling list.

Name _____

Using the Word Study Steps

1. LOOK at the word.
2. SAY the word aloud.
3. STUDY the letters in the word.
4. WRITE the word.
5. CHECK the word.

Did you spell the word right?

If not, go back to step 1.

Puzzle

no	male	baby	bacon	return
noble	female	basic	relate	lion

Solve the puzzle. Circle the ten hidden spelling words.

f	e	x	n	u	r	b	a	c	o	n
e	c	r	e	n	c	a	k	p	r	o
m	b	e	d	o	f	s	m	a	l	e
a	f	t	i	b	e	i	o	c	a	b
l	z	u	l	l	b	c	w	h	i	b
e	i	r	r	e	l	a	t	e	j	a
x	a	n	s	m	i	x	v	o	p	b
l	i	o	n	u	g	j	e	k	l	y

Name _____

no	male	baby	bacon	return
noble	female	basic	relate	lion

A. Word Sort

Look at the spelling words in the box. Match each word to the long vowel sound in its open syllable. Write the spelling words on the lines below.

long a

1. _____

2. _____

3. _____

long e

5. _____

6. _____

7. _____

long i

4. _____

long o

8. _____

9. _____

B. Missing Letter

The vowel is missing from each spelling word below. Write the missing letter in the box. Then write the spelling word correctly on the line.

10. r turn _____11. b by _____12. n ble _____13. b con _____14. l on _____

Name _____

no	noble	male	female	baby
basic	bacon	relate	return	lion

A. Definitions**Write the spelling word for each definition.**

1. opposite of yes _____
2. come back _____
3. good and kind _____
4. to tell something to someone _____
5. main _____
6. kind of meat _____

B. Sentences to Complete**Write a spelling word on the line to complete each sentence.**

7. A _____ is a big cat that lives in the wild.
8. _____ lions begin to hunt when they are about three months old.
9. The boy, or _____, lions have manes.
10. The girl, or _____, lions do not.

Name _____

- A. There are six spelling mistakes in the report below. Circle the misspelled words. Write the words correctly on the lines below.**

Do you know why the lyon is called the “king of the jungle?” I think it is because these animals are such nobule creatures. These animals like to live in groups, called prides. The mayl protects the pride by guarding the area. The femayl does most of the hunting. If she has a babie, called a cub, she takes care of it. She teaches it baysic skills, like how to hunt.



1. _____ 3. _____ 5. _____
2. _____ 4. _____ 6. _____

B. Writing Activity

Write a short report about a wild animal. Use four of the spelling words in your report.

Name _____

Using the Word Study Steps

1. LOOK at the word.
2. SAY the word aloud.
3. STUDY the letters in the word.
4. WRITE the word.
5. CHECK the word.

Did you spell the word right?

If not, go back to step 1.

Puzzle

rat	rid	sad	jig	apple
rattle	riddle	saddle	jiggle	puddle

Solve the puzzle. Circle all the hidden spelling words.

a p p r a t r i d f
 b o u g g l i r a x
 s a d d l e d a s z
 c p d s a d d t t o
 z p l a k j l t i d
 g l e r d i e l g t
 k e j i g g l e t i

Name _____

rat

rid

sad

jig

apple

rattle

riddle

saddle

jiggle

puddle

A. Word Sort

Look at the spelling words in the box. Write the spelling words that have one syllable. Then write the words that have two syllables.

One Syllable

1. _____

2. _____

3. _____

4. _____

Two Syllables

5. _____

6. _____

7. _____

8. _____

9. _____

10. _____

B. Rhyme Time

Write the spelling words that rhyme with each of these words.

11. had

12. middle

13. cattle

14. giggle

15. cuddle

16. cat

Name _____

rat

rattle

rid

riddle

sad

saddle

jig

jiggle

apple

puddle

A. Definitions**Write the spelling word for each definition.**

1. a red fruit _____
2. an animal _____
3. a dance _____
4. a baby's toy _____
5. what you use for riding a horse _____
6. a question that you solve _____

B. Sentences to Complete**Write a spelling word on the line to complete each sentence.**

7. The rain made a big _____ in my yard.
8. I like to look at the bugs _____ in the water.
9. The sun will get _____ of the puddle.
10. I will be _____ to see it dry up.

Name _____

A. There are six spelling mistakes in the story below. Circle the misspelled words. Write the words correctly on the lines below.

Can you guess my riddle? I'm thinking of an animal. It will not eat an appul. But it might eat a raat. It doesn't wear a saddel, so it's not a horse. It won't do a jigg, so it's not a pig. Can you guess yet? Here's another clue. This animal slithers on the ground and makes the sound of a ratel. Now you can guess: It's a snake!

1. _____ 3. _____ 5. _____
 2. _____ 4. _____ 6. _____

B. Writing

Write a riddle story about an animal that lives in a desert, a jungle, or a pond. Use four words from your spelling list. Circle the spelling words you use.

Name _____

Using the Word Study Steps

1. LOOK at the word.
2. SAY the word aloud.
3. STUDY the letters in the word.
4. WRITE the word.
5. CHECK the word.

Did you spell the word right?

If not, go back to step 1.

Puzzle

way	away	ball	balloon	play
display	joy	enjoy	explain	meadow

Solve the puzzle. Circle all the hidden spelling words.

p x i o w j a w j d
 l b a l l o o n s i
 o b w m e y r t e s
 p l a y n w i y p p
 y d y r z a b a l l
 w f e x p l a i n a
 a a i s m e n j o y
 y x m e a d o w n a

Name _____

way	ball	play	joy	explain
away	balloon	display	enjoy	meadow

A. Look at the spelling words in the box. Match each word to a vowel team syllable below. Write the spelling words on the lines.

ay syllable

1. _____

2. _____

3. _____

4. _____

oo syllable

5. _____

ai syllable

6. _____

ea syllable

7. _____

oy syllable

8. _____

9. _____

B. Write the spelling words that rhyme with each word.

10. contain

11. stay

12. below

13. moon

14. toy

15. stall

Name _____

way	away	ball	balloon	play
display	joy	enjoy	explain	meadow

A. Questions**Write the spelling word for each definition.**

1. a round toy that bounces _____
2. to like _____
3. to tell how to do something _____
4. to show something _____
5. what you do with a game _____
6. something you blow up _____

B. Sentences to Complete**Write a spelling word on the line to complete each sentence.**

7. I saw a deer in the _____.
8. What a _____ it was to watch it!
9. Then the deer looked my _____.
10. It saw me and ran _____.

Name _____

A. There are five spelling mistakes in the report below. Circle the misspelled words. Write the words correctly on the lines below.

Do you enjoi walking in a medow? I do, and I will explayn why. I like to look at the plants and flowers. The beautiful flowers bring me joi on a gloomy day. I also like to look for animals. Sometimes I see rabbits running around. I think the rabbits like to playe chase!

1. _____

2. _____

3. _____

4. _____

5. _____

B. Writing

Write a short report about a plant or animal that lives near your home. Use four words from your spelling list. Circle the spelling words you use.

Name _____

Using the Word Study Steps

1. LOOK at the word.
2. SAY the word aloud.
3. STUDY the letters in the word.
4. WRITE the word.
5. CHECK the word.

Did you spell the word right?

If not, go back to step 1.

Puzzle

place	nine	side	face	these
replace	ninety	sidewalk	inside	tadpole

Solve the puzzle. Circle all the hidden spelling words.

t a s i d e w a l k r
 i n i n e t a i n o e
 t h e s e h l k i c p
 a w o i d r p v n e l
 x t a d p o l e e s a
 y b s e r e a f t i c
 r o c n t h c a y d e
 i s i f a c e l k e h

Name _____

Spelling:
Final *e* Syllables

place	nine	side	face	these
replace	ninety	sidewalk	inside	tadpole

A. Word Sort

Look at the spelling words in the box. Match each word to the long vowel sound in its final *e* syllable. Write the spelling words on the lines below.

long a

1. _____

2. _____

3. _____

long e

4. _____

long i

5. _____

6. _____

7. _____

8. _____

9. _____

long o

10. _____

B. Missing Letter

The vowel is missing from each spelling word below. Write the missing letter in the box. Then write the spelling word correctly on the line.

11. repl ce _____ 14. n nety _____12. th se _____ 15. tadp le _____13. ins de _____

Name _____

place	replace	nine	ninety	side
sidewalk	face	inside	these	tadpole

A. Match-Ups**Draw a line from each spelling word to its meaning.**

- | | |
|------------|--------------------------------|
| 1. tadpole | number after eight |
| 2. replace | between eighty and one hundred |
| 3. face | where your nose is |
| 4. nine | baby frog |
| 5. side | edge |
| 6. ninety | change for something else |

B. Sentences to Complete**Write a spelling word on the line to complete each sentence.**

7. Don't throw your trash on the _____.
8. _____ it in the trashcan.
9. _____ bins are for recycling.
10. There are old newspapers _____ them.

Name _____

A. There are five spelling mistakes in the paragraph below. Circle the misspelled words. Write the words correctly on the lines below.

Our new city park is a very special plase. It used to be old and dirty, but people in our neighborhood decided to clean it up. First, they raised money to replaice the broken slide. Then they built a huge swing set. It has nyne swings! They also put in a new sidewalk so we could ride our bikes around the park. I'm so glad theese people are my neighbors. They really work hard to make our city better!

1. _____ 2. _____ 3. _____
4. _____ 5. _____

B. Writing

Write a paragraph about something in your school or neighborhood you would like to make better.

Use four words from your spelling list.



Name _____

Using the Word Study Steps

1. LOOK at the word.
2. SAY the word aloud.
3. STUDY the letters in the word.
4. WRITE the word.
5. CHECK the word.

Did you spell the word right?

If not, go back to step 1.

Puzzle

wood	wooden	reach	reaches	way
highway	be	between	root	uprooted

Solve the puzzle. Circle all the hidden spelling words.

b e r e a c h u t w r
 e a s r y o b p a w e
 h i g h w a y r d o a
 w c o h x v w o e o c
 o h r i a r o o t d h
 o u w q u o i t s e e
 d x e b e t w e e n s
 z w a y d o k d f i h

Name _____

be	reaches	highway	between	reach
wood	root	wooden	way	uprooted

A. Word Sort

Look at the spelling words in the box. Write the spelling words that have one syllable.

1. _____ 2. _____ 3. _____

4. _____ 5. _____

Write the spelling words that have two syllables.

6. _____ 7. _____

8. _____ 9. _____

Write the spelling word that has three syllables.

10. _____

B. Find the Pattern

Read each group of words. Circle the word that does not have the same vowel team.

11. wood, way, wooden

12. highway, wood, way

13. reaches, between, reach

14. root, reach, uprooted

Name _____

wood	wooden	reach	reaches	way
highway	be	between	root	uprooted

A. Definitions**Write the spelling word for each definition.**

1. underground part of a tree _____
2. what some houses are made from _____
3. get to a place _____
4. gets to a place _____
5. made from wood _____
6. is, are, was, were _____

B. Sentences to Complete**Write a spelling word on the line to complete each sentence.**

7. Mom was driving on the _____ during a big storm.
8. A gust of wind _____ a big tree.
9. It landed _____ Mom's car and the car behind her.
10. No one got hurt because everyone was out of the _____.

Name _____

Using the Word Study Steps

1. LOOK at the word.
2. SAY the word aloud.
3. STUDY the letters in the word.
4. WRITE the word.
5. CHECK the word.

Did you spell the word right?

If not, go back to step 1.

Puzzle

jump	high	star	other	ever
jumper	higher	starry	mother	paper

Solve the puzzle. Circle all the hidden spelling words.

s t h o y j u o r w l
 t j u m p e r h e r j
 a x p o a v m i g o u
 r i b t r e t g h t m
 r u g h d r h h d h p
 y r m e x h i g h e r
 s t a r v p a p e r w

Name _____

jump	high	star	other	ever
jumper	higher	starry	mother	paper

A. Word Sort

Look at the spelling words in the box. Write the spelling words that have one syllable. Then write the words that have two syllables.

one syllable

1. _____

2. _____

3. _____

two syllables

4. _____

5. _____

6. _____

7. _____

8. _____

9. _____

10. _____

B. Rhyme Time

Write the spelling word that rhymes with each of these words.

11. flier

13. never

12. vapor

14. bumper

Name _____

jump	jumper	high	higher	star
starry	other	mother	ever	paper

A. Match-Ups**Draw a line from each spelling word to its meaning.**

- | | |
|-----------|--------------------------------|
| 1. jumper | a thin sheet used to write on |
| 2. paper | always |
| 3. higher | something that shines at night |
| 4. ever | farther up |
| 5. star | someone who jumps |

B. Sentences to Complete**Write a spelling word on the line to complete each sentence.**

6. My _____ read me two stories.
7. One told about frogs that _____.
8. They jumped so _____.
9. I like the _____ story better.
10. It tells why there are _____ nights.

Name _____

A. There are six spelling mistakes in the paragraph below. Circle the misspelled words. Write the words correctly on the lines below.

Why do we have stary skies? My mother made up this story and wrote it down on papir. Once the stars lived on Earth, but they were too hot. People had to jump over them. Many people tried to think of othur places for stars to live. A very tall man had an idea. He was a great jumpur. He jumped up high and put the stars in the sky. Then he moved them even highr. Ever since, the stars have lived there. Sometimes, though, you might see a starr fall. Maybe it misses its old home.

1. _____ 2. _____ 3. _____
4. _____ 5. _____ 6. _____

B. Writing

Write a story about something else in nature. Use four words from your spelling list.
