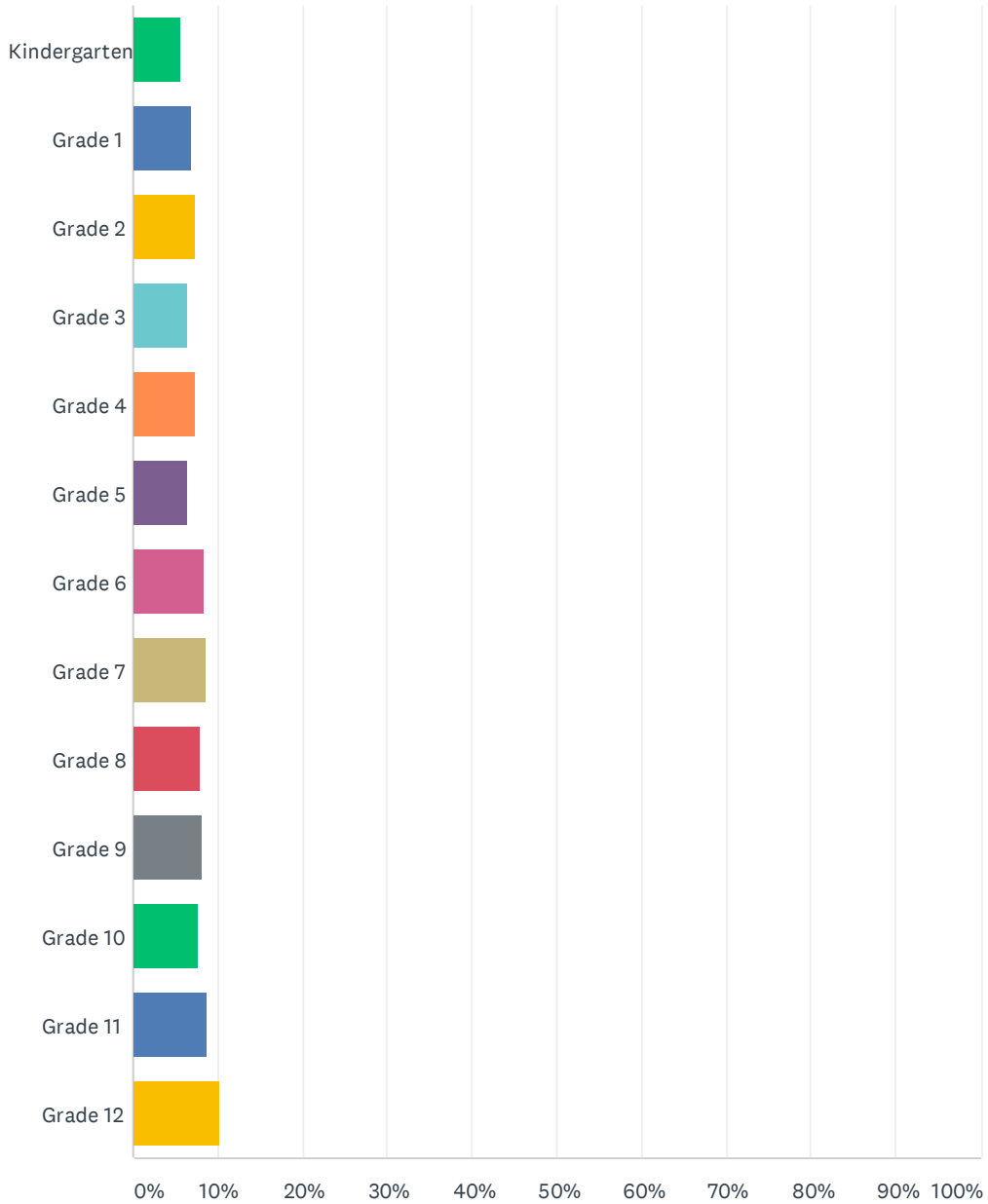


Q1 What grade level will your child be entering in the Fall?

Answered: 2,477 Skipped: 0

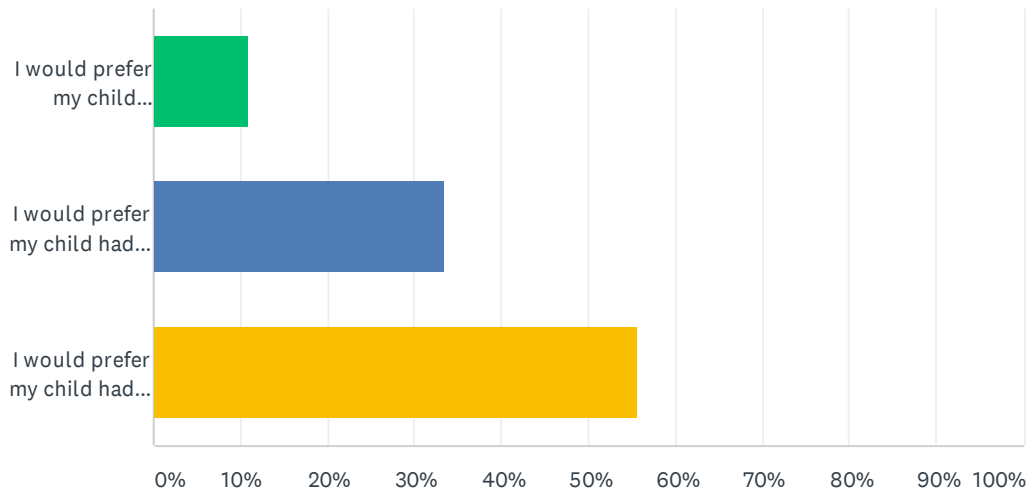


Derry Township School District Return to School Parent Survey

ANSWER CHOICES	RESPONSES	
Kindergarten	5.61%	139
Grade 1	6.98%	173
Grade 2	7.27%	180
Grade 3	6.54%	162
Grade 4	7.23%	179
Grade 5	6.50%	161
Grade 6	8.36%	207
Grade 7	8.56%	212
Grade 8	7.95%	197
Grade 9	8.16%	202
Grade 10	7.71%	191
Grade 11	8.84%	219
Grade 12	10.29%	255
TOTAL		2,477

Q2 Given the current situation (COVID-19), when schools begin in the fall...

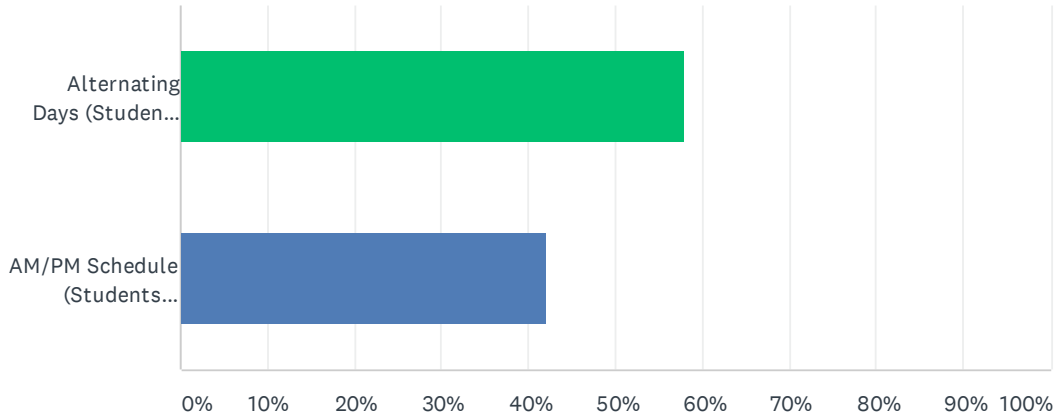
Answered: 2,477 Skipped: 0



ANSWER CHOICES	RESPONSES	
I would prefer my child continue with online learning	10.90%	270
I would prefer my child had a mix of online learning and face-to-face learning at school	33.51%	830
I would prefer my child had all face-to-face learning at school	55.59%	1,377
TOTAL		2,477

Q3 In the event we are not able to bring all students back to school at the same time and had to operate an alternative schedule, which schedule would you prefer?

Answered: 2,477 Skipped: 0

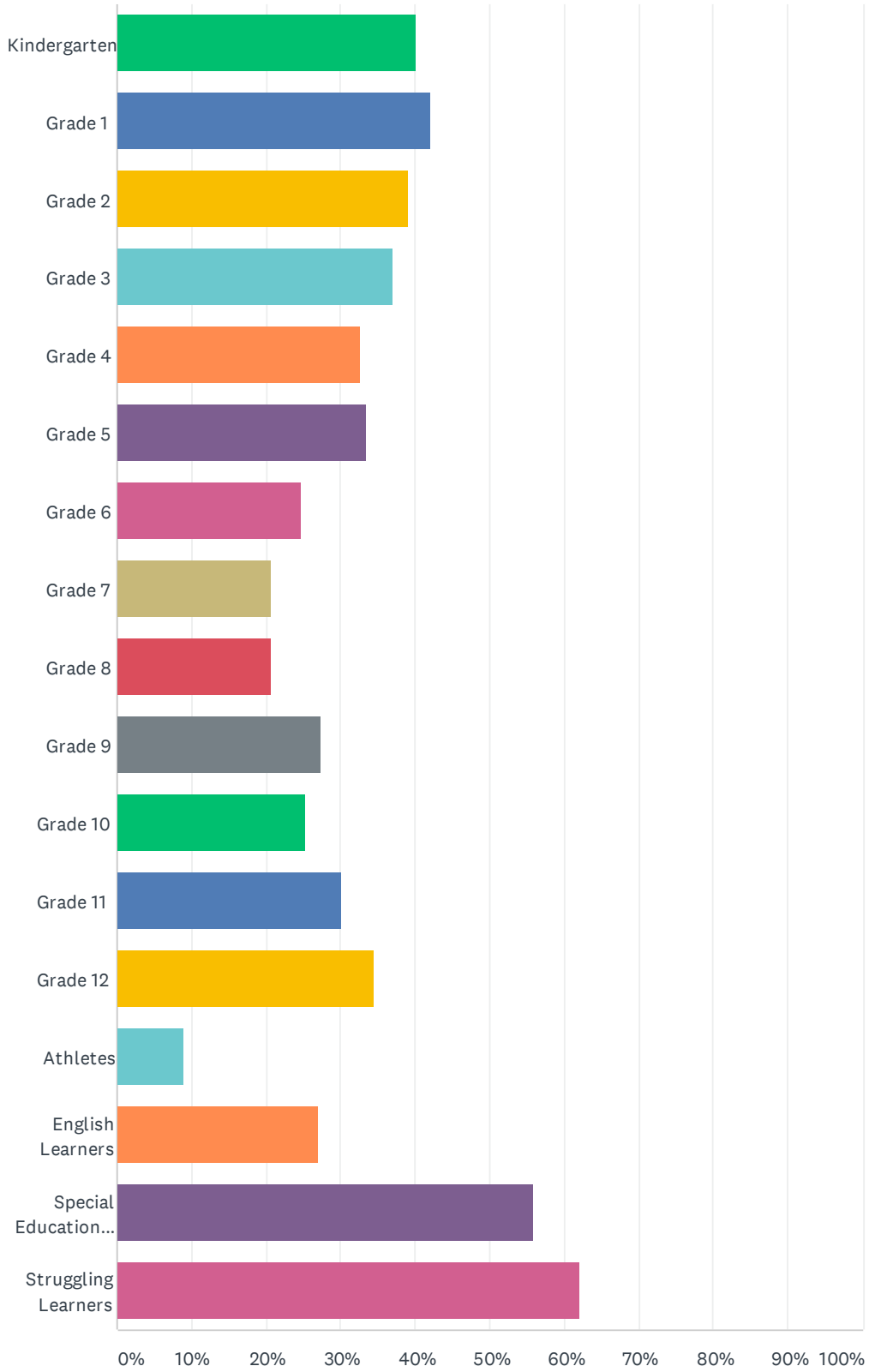


ANSWER CHOICES	RESPONSES	
Alternating Days (Students attending school every other day)	57.93%	1,435
AM/PM Schedule (Students attending 1/2 days everyday)	42.07%	1,042
TOTAL		2,477

Q4 In the event we are not able to bring all students back to school at the same time and had to operate an alternative schedule, which group(s) of students should be given priority to in-person instruction? (Check all that apply)

Answered: 2,477 Skipped: 0

Derry Township School District Return to School Parent Survey

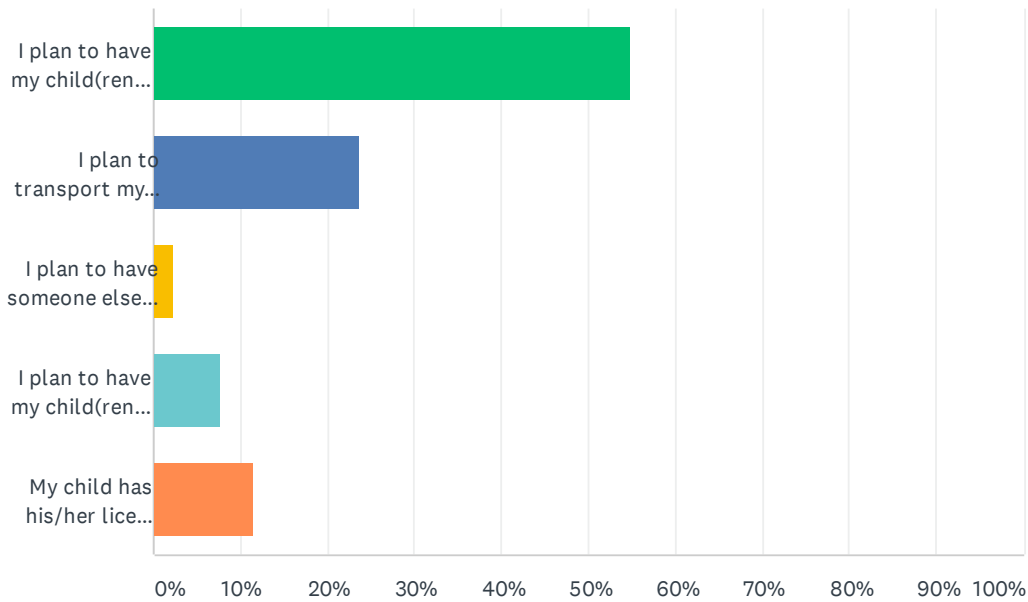


Derry Township School District Return to School Parent Survey

ANSWER CHOICES	RESPONSES	
Kindergarten	40.09%	993
Grade 1	42.15%	1,044
Grade 2	39.12%	969
Grade 3	36.94%	915
Grade 4	32.66%	809
Grade 5	33.51%	830
Grade 6	24.67%	611
Grade 7	20.79%	515
Grade 8	20.67%	512
Grade 9	27.33%	677
Grade 10	25.31%	627
Grade 11	30.04%	744
Grade 12	34.52%	855
Athletes	9.04%	224
English Learners	26.93%	667
Special Education Students	55.79%	1,382
Struggling Learners	62.21%	1,541
Total Respondents: 2,477		

Q5 How would you prefer your child(ren) be transported to and from school?

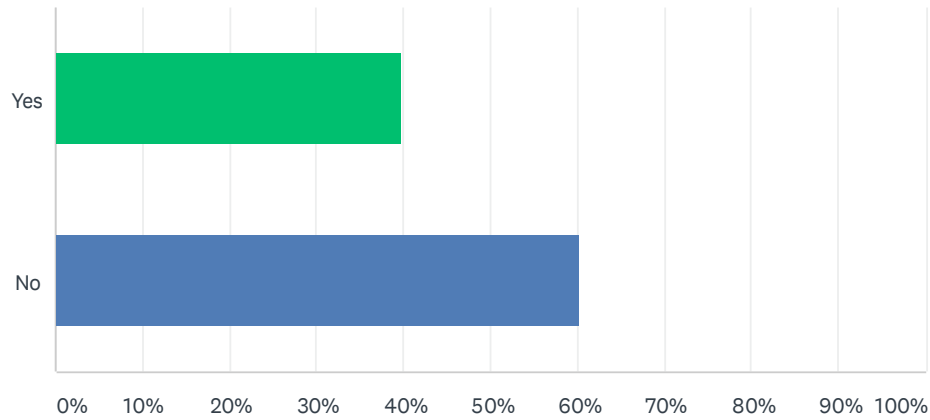
Answered: 2,477 Skipped: 0



ANSWER CHOICES	RESPONSES	
I plan to have my child(ren) ride the school bus	54.74%	1,356
I plan to transport my child(ren) to school	23.70%	587
I plan to have someone else transport my child(ren) to school	2.26%	56
I plan to have my child(ren) walk to school	7.71%	191
My child has his/her license and will drive to school or drive with someone who has their license	11.59%	287
TOTAL		2,477

Q6 Do you feel comfortable having your child(ren) ride District transportation to and from school if the bus is at its normal capacity of two or three students per seat?

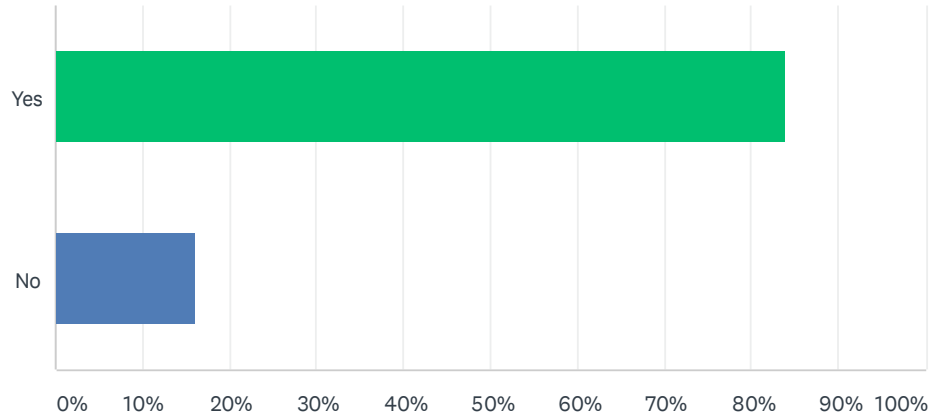
Answered: 2,399 Skipped: 78



ANSWER CHOICES	RESPONSES	
Yes	39.68%	952
No	60.32%	1,447
TOTAL		2,399

Q7 Do you feel comfortable having your child(ren) ride District transportation to and from school if social distancing measures were in place (1 child per every other seat) on the bus?

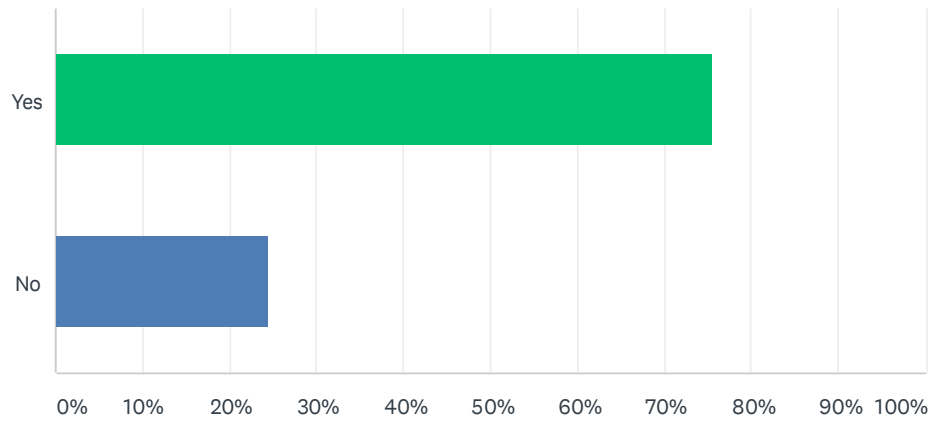
Answered: 2,407 Skipped: 70



ANSWER CHOICES	RESPONSES	
Yes	83.92%	2,020
No	16.08%	387
TOTAL		2,407

Q8 Do you feel comfortable having your child(ren) ride District transportation to and from school if your child wears a mask on the bus?

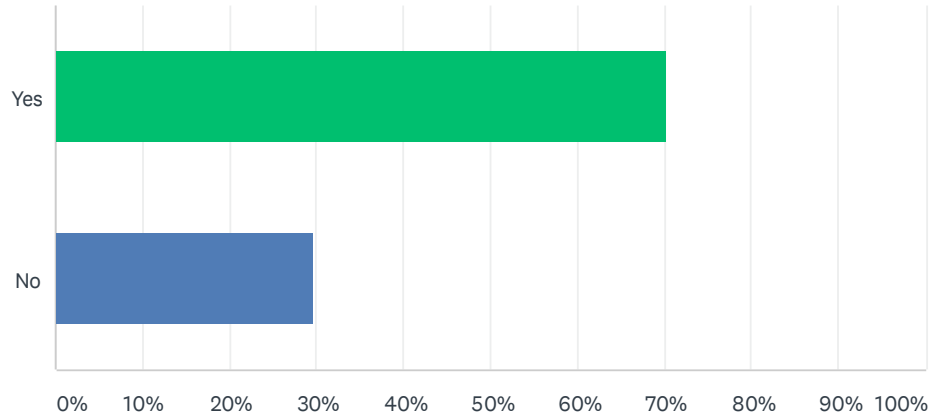
Answered: 2,405 Skipped: 72



ANSWER CHOICES	RESPONSES	
Yes	75.59%	1,818
No	24.41%	587
TOTAL		2,405

Q9 Would you be willing to transport your child(ren) or have someone else transport your child(ren) to school on a daily basis in order to reduce the number of students riding the bus to allow for social distancing to occur?

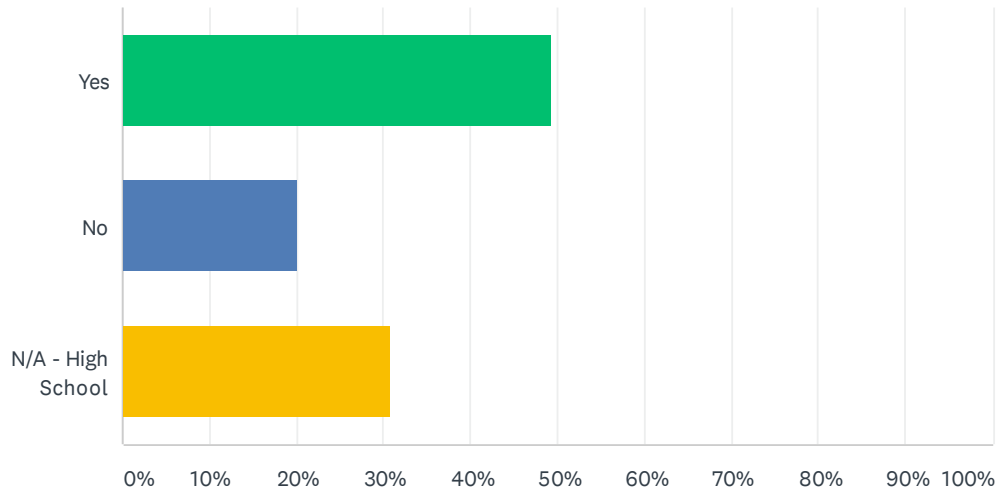
Answered: 2,428 Skipped: 49



ANSWER CHOICES	RESPONSES	
Yes	70.26%	1,706
No	29.74%	722
TOTAL		2,428

Q10 Would you be able to provide or secure childcare for your child(ren) in the event we are not able to bring all students back to school at the same time and had to operate an AM/PM schedule?

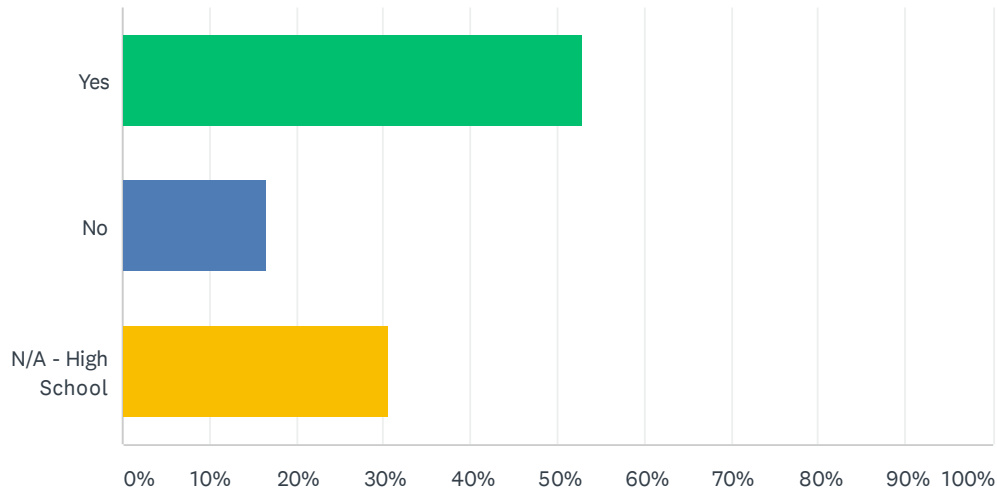
Answered: 2,477 Skipped: 0



ANSWER CHOICES	RESPONSES	
Yes	49.29%	1,221
No	20.02%	496
N/A - High School	30.68%	760
TOTAL		2,477

Q11 Would you be able to provide or secure childcare for your child(ren) in the event we are not able to bring all students back to school at the same time and had to operate an every other day schedule?

Answered: 2,477 Skipped: 0



ANSWER CHOICES	RESPONSES	
Yes	52.85%	1,309
No	16.51%	409
N/A - High School	30.64%	759
TOTAL		2,477