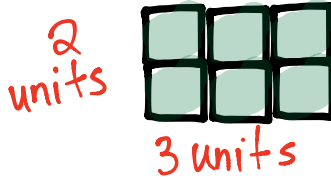




Name _____

Date _____

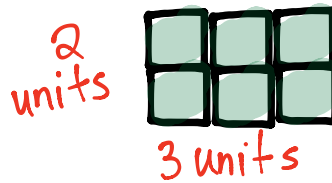
1. Cut out the unit squares at the bottom of the page. Then, use them to make as many rectangles as you can with a perimeter of 10 units.
 - a. Estimate to draw your rectangles below. Label the side lengths of each rectangle.



- b. Find the areas of the rectangles in Part (a) above.



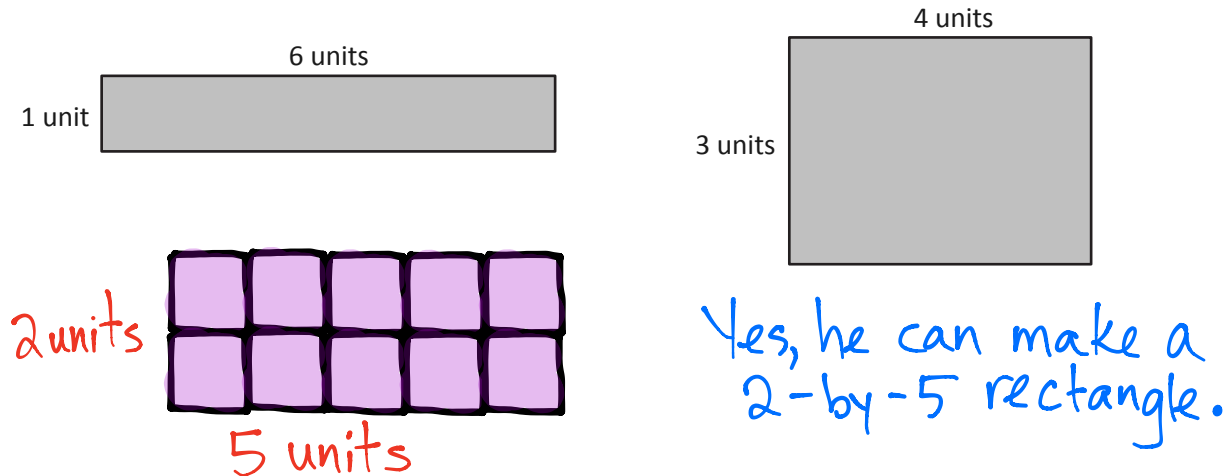
Area: 4 square units



Area: 6 square units



2. Gino uses unit square tiles to make rectangles with a perimeter of 14 units. He draws his rectangles as shown below. Using square unit tiles, can Gino make another rectangle that has a perimeter of 14 units? Explain your answer.



3. Katie draws a square that has a perimeter of 20 centimeters.
- a. Estimate to draw Katie's square below. Label the length and width of the square.



- b. Find the area of Katie's square.

The area would be 25 square units.

- c. Estimate to draw a different rectangle that has the same perimeter as Katie's square.



- d. Which shape has a greater area, Katie's square or your rectangle?

Katie's shape has a greater area.