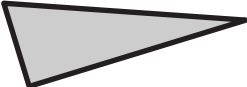
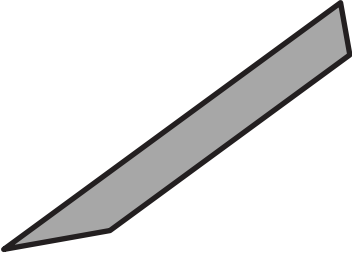





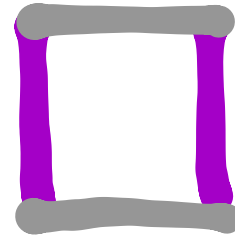

Name _____

Date _____

1. Complete the chart by answering true or false.

Attribute	Polygon	True or False
Example: 3 Sides		True
4 Sides		True
2 Sets of Parallel Sides		True
4 Right Angles		False
Quadrilateral		True

2. a. Each quadrilateral below has at least 1 set of parallel sides. Trace each set of parallel sides with a colored pencil.



- b. Using a straightedge, sketch a different quadrilateral with at least 1 set of parallel sides.

Answers will vary. Here are some examples.

