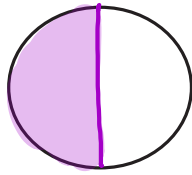


Name \_\_\_\_\_

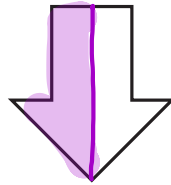
Date \_\_\_\_\_

Each shape is 1 whole. Estimate to equally partition the shape and shade to show the given fraction.

1. 1 half




A



B

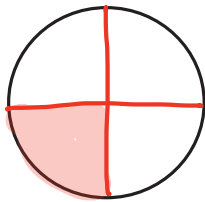


C

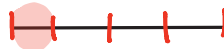


D

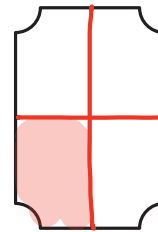
2. 1 fourth



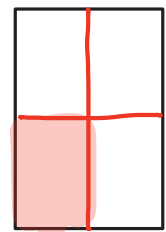
A



B

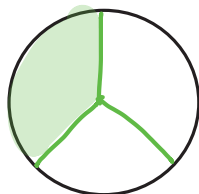


C



D

3. 1 third



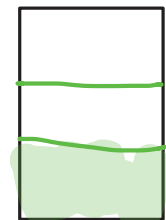
A



B



C



D

4. Each of the shapes represents 1 whole. Match each shape to its fraction.

1 fifth

1 twelfth

1 third

1 fourth

1 half

1 eighth

1 tenth

1 sixth