



*Ancient
Egyptian
Art*

Mohamed Hussein EL Sayad

matrixmanger@hotmail.com

ID 2316943





Ancient Egyptian Art

7th Grade Art History



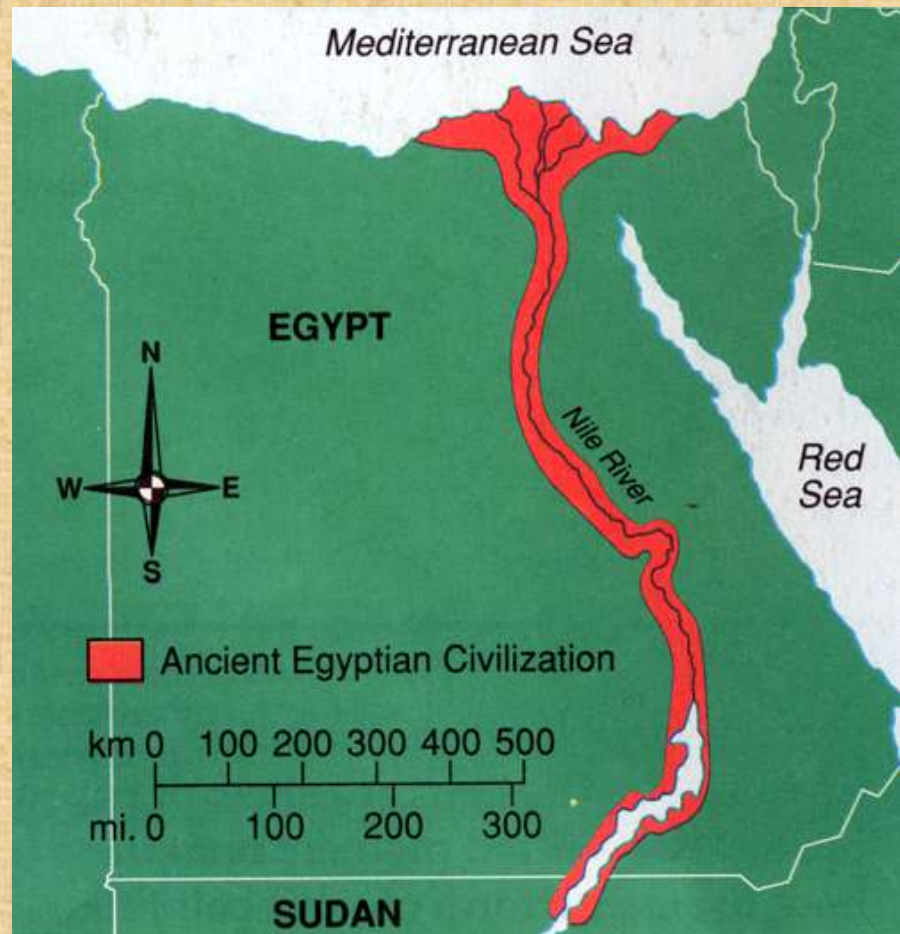
Objectives

- Describe life in ancient Egypt
- Tell what kinds of art were created in ancient Egypt
- Create a life-sized painting of a coffin or mummy case in the style of the ancient Egyptians



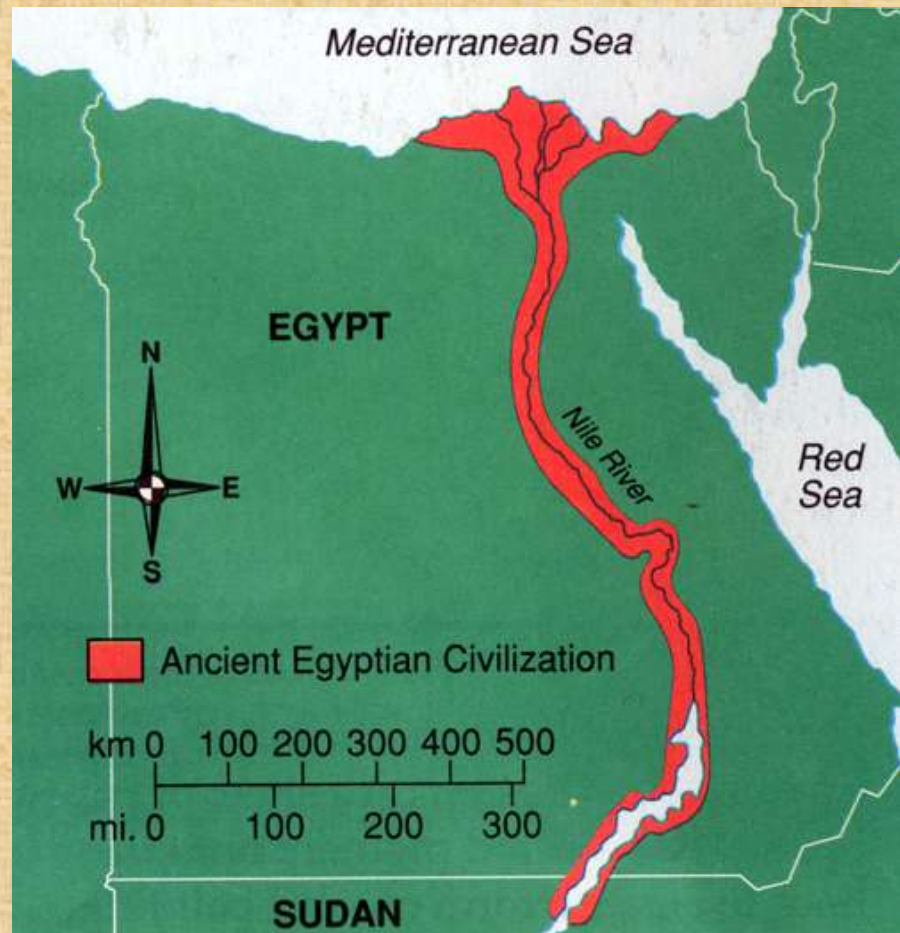
Paintings that decorated the walls of the tombs in Egypt were intended to keep alive the history. The pictures and models found in Egyptian tombs were connected with the idea of providing the soul with helpmates in the other world. These wall-paintings provide in extraordinarily vivid picture of life as it was lived in Egypt thousands of years ago.

Geography



- Located in the Nile river valley
- Civilization developed by about 3,000 BC

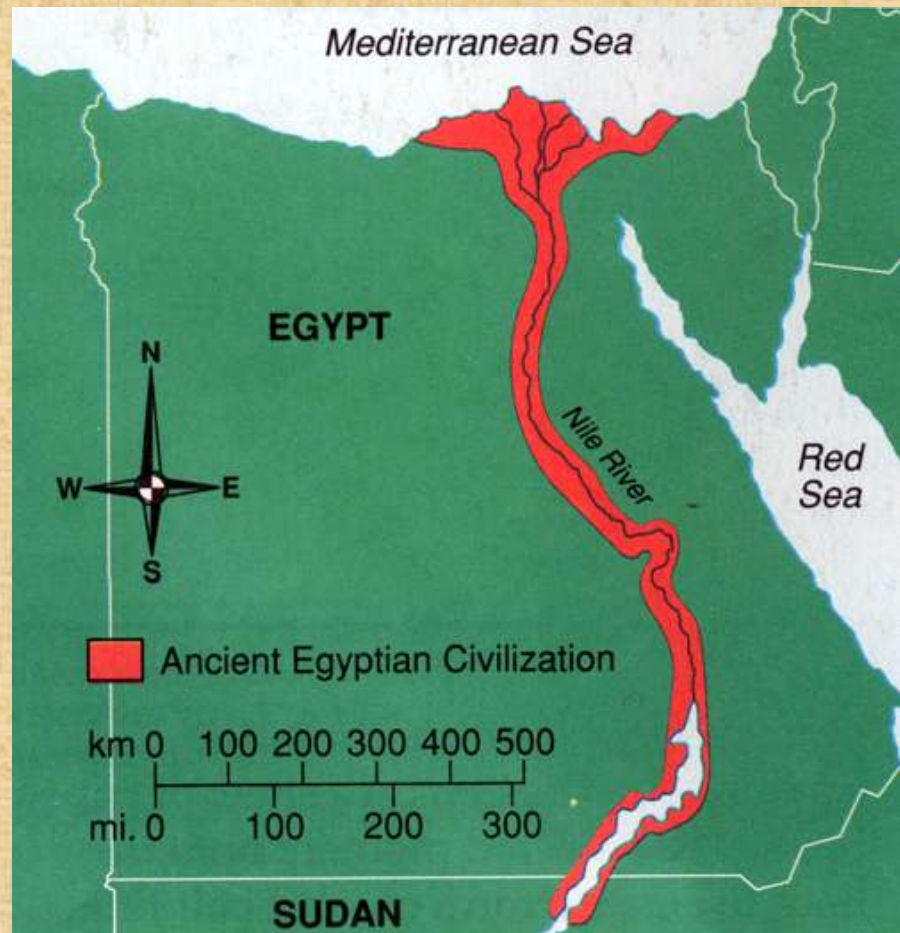
Geography



Protected from invaders by:

- mountains to the south
- vast deserts on both sides
- Mediterranean Sea to the north

Geography




This location kept Egypt separate from the rest of the world, so the Egyptians had a unique and enduring style of life and art for about 3,000 years.

People

Communities were made up of:

- Hunters and fishermen
- Soldiers
- Slaves
- Priests
- Scribes
- Artists and craftsmen
- Farmers and herdsman






People

Artists, craftsmen and scribes were honored and admired.

A scribe is a scholar who could read and write.

Scribes wrote on papyrus.

Papyrus is a reed pounded to make a heavy type of paper.



People

The leader was called a pharaoh.

The pharaoh was believed to be half man, half god.

The afterlife of the pharaoh is an important theme in ancient Egyptian art.



Contributions

The ancient Egyptians:

- Made bricks
- Used sails on the water
- Used wheels on land
- Harnessed animals for work
- Trained donkeys to carry people
- Combined copper and tin to make bronze
- Forged tools from copper.



Contributions

They also used hieroglyphics.

- Hieroglyphics are an early form of picture writing.



Architecture



The greatest architectural achievements of the Ancient Egyptians were the pyramids.

- Pyramids were built as tombs for the pharaohs.
- They contained the items that the Egyptians believed that the Pharaoh would need in the afterlife.
- Much of the art that remains was preserved in the pyramids.

Architecture



- The first pyramid was built for King Zoser. It was a “step pyramid”. It was designed and built by an artist and architect named Imhotep.
- Imhotep is the first artist whose name is recorded in history.
- This pyramid was built about 2600 BC.

Architecture



- The Three “great pyramids” are located at Giza.

Architecture



They are guarded by the Great Sphinx.

- The sphinx is carved from a rocky ledge.
- It was damaged by sand and wind.

Architecture



The ancient Egyptians also built beautiful temples.

- The post and lintel system was used to build this temple.

Mummies

The pyramids and tombs contained the mummified remains of the pharaohs.

The ancient Egyptians believed that the soul (called the Ka) would need to use the body in the afterlife, so the bodies were carefully preserved. Many items in the tombs were left there to be used by the Ka in the afterlife.



Mummies





Mummies

These are the mummified remains of a pharaoh named Ramses II.



Mummies

After embalming, mummies were carefully wrapped in yards of linen bandages.



Mummies

The ancient Egyptians even mummified animals.



Sculpture



Painted relief sculpture lined the walls of pyramids.

This is called a stele.


- A stele is a carved upright stone slab used as a monument.

Sculpture



This stele shows Ramses II slaying his enemies.

Sculpture



Notice that the sculptures are stiff, formal, and stylized.

Sculpture

Faces face forward, and the left foot is slightly ahead of the right. There are no open spaces in the stone that the figures are carved from.



Sculpture

Artists used materials found in the Nile river valley. They were:

- Gold
- Turquoise
- Lapis Lazuli
- Red coral
- Glass



Sculpture



Sculpture

This gold mask rested on the head of the mummy of King Tutankhaman.



Sculpture

Notice how Ramses II faces forward. He appears to be very rigid. This is typical of ancient Egyptian sculpture.



Sculpture

This sculpture of Queen Nefertiti is much more relaxed and graceful than most ancient Egyptian sculpture.



Crafts

Craftsmen made furniture, jewelry, pottery, and other useful items.



Crafts



Crafts



Crafts



Crafts



Crafts



Crafts



Crafts




Painting



Ancient Egyptians followed a very strict set of rules in their art. One of these rules was to show the human body from the most familiar or visible angle.

Painting

Again, the figures appear to be rigid and stylized. Notice the left foot and body posture.



Painting

Paintings tell us about the daily lives of the ancient Egyptians.



This painting is somewhat unusual.
Can you spot the reason why?

Painting



The gods are often depicted in the tomb paintings.

Painting





Thank you for Reviewing