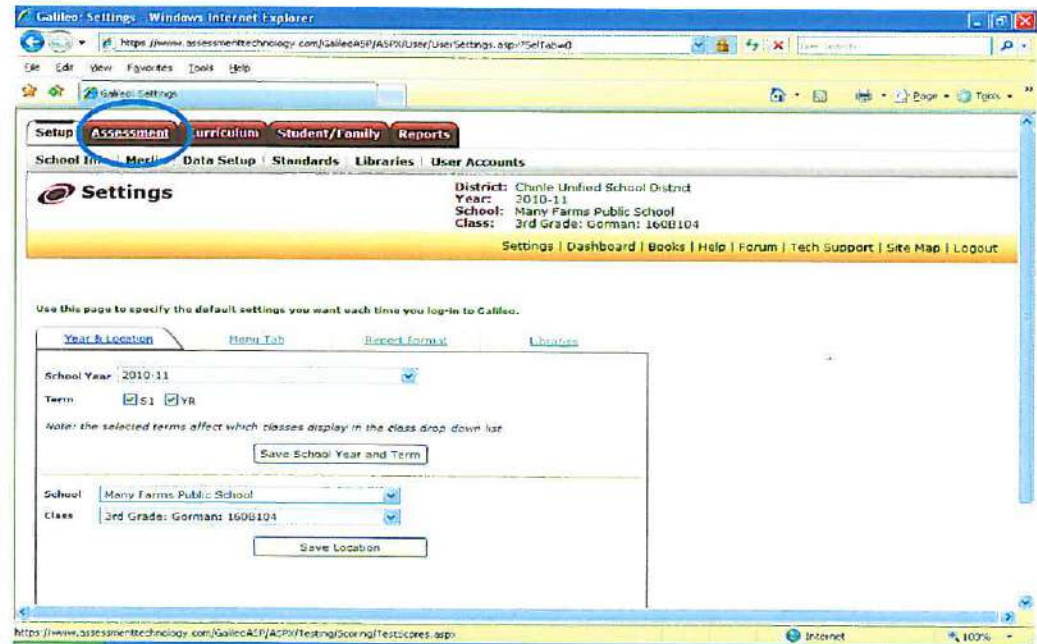


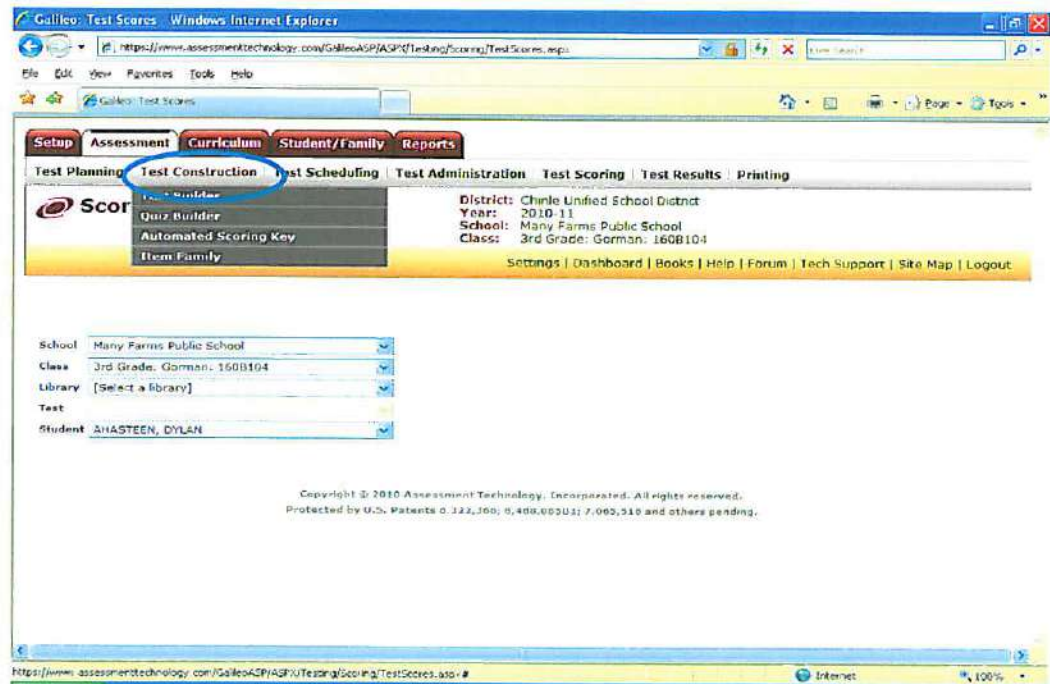


## **HOW TO BUILD AN ASSESSMENT**

Click on the **Assessment** Tab



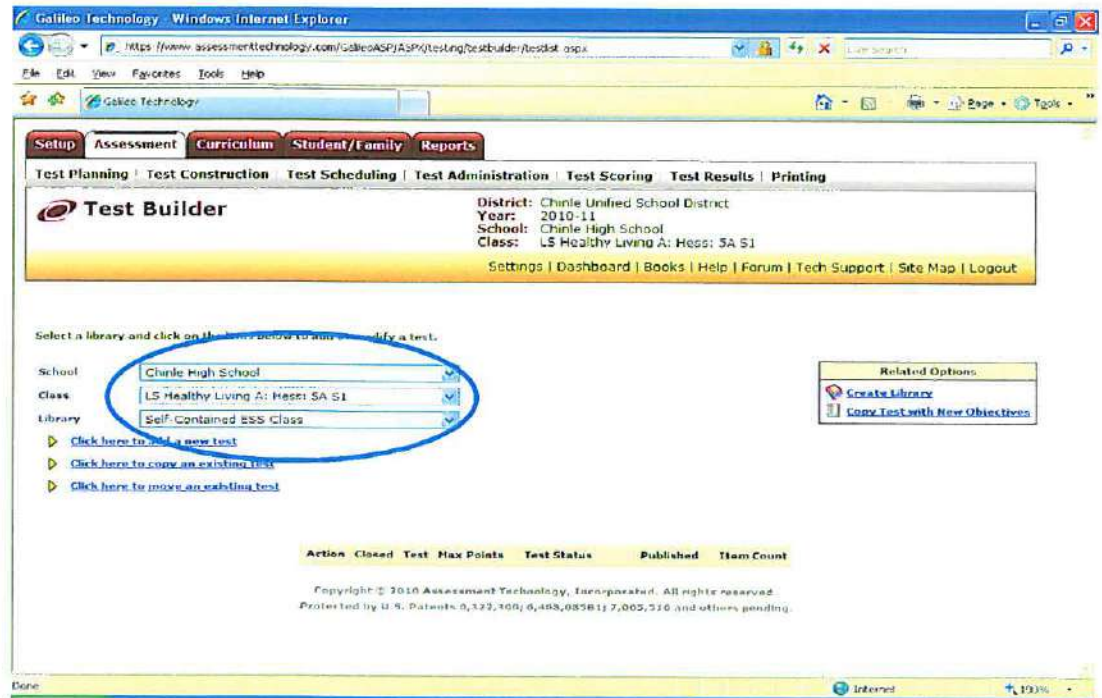
Click on the **Test Construction** Tab



Click on **Test Builder**



Choose in each drop down menu the following:  
**Chinle High School**  
**LS Healthy Living : Hess**  
**Self-Contained ESS Class**

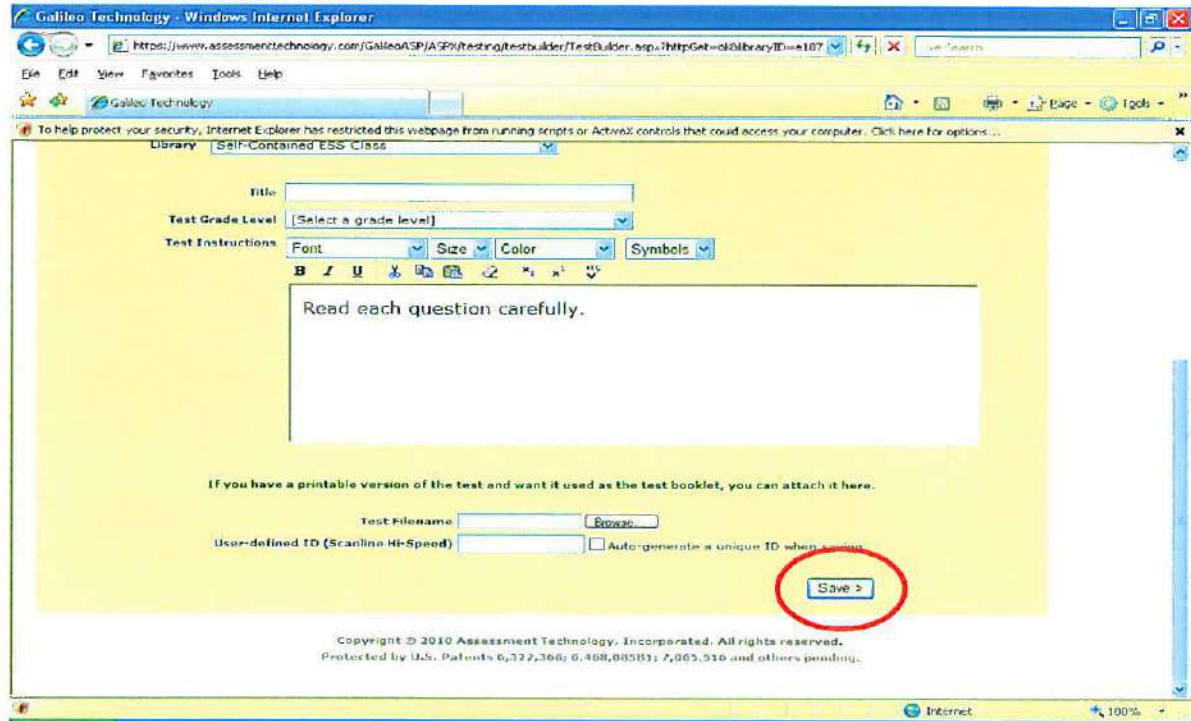


Click on:  
Click here to add a  
new test

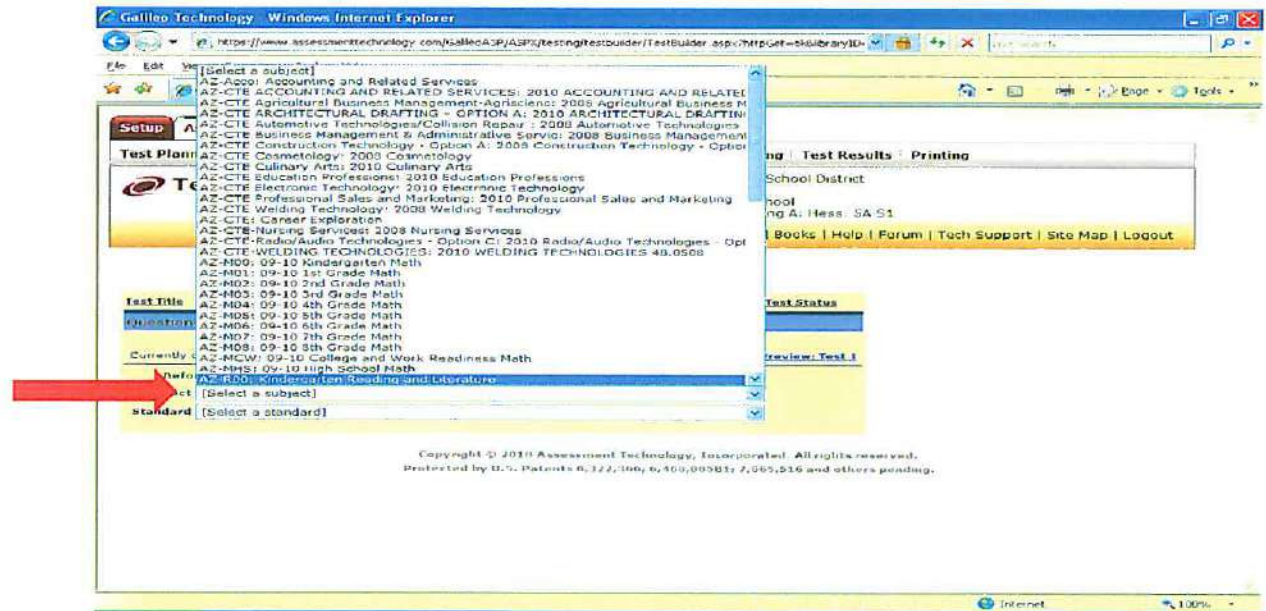


1. Name the Test
2. Choose a Grade Level  
(Kindergarten is fine)

Click: Save



Choose a subject



Choose a Standard

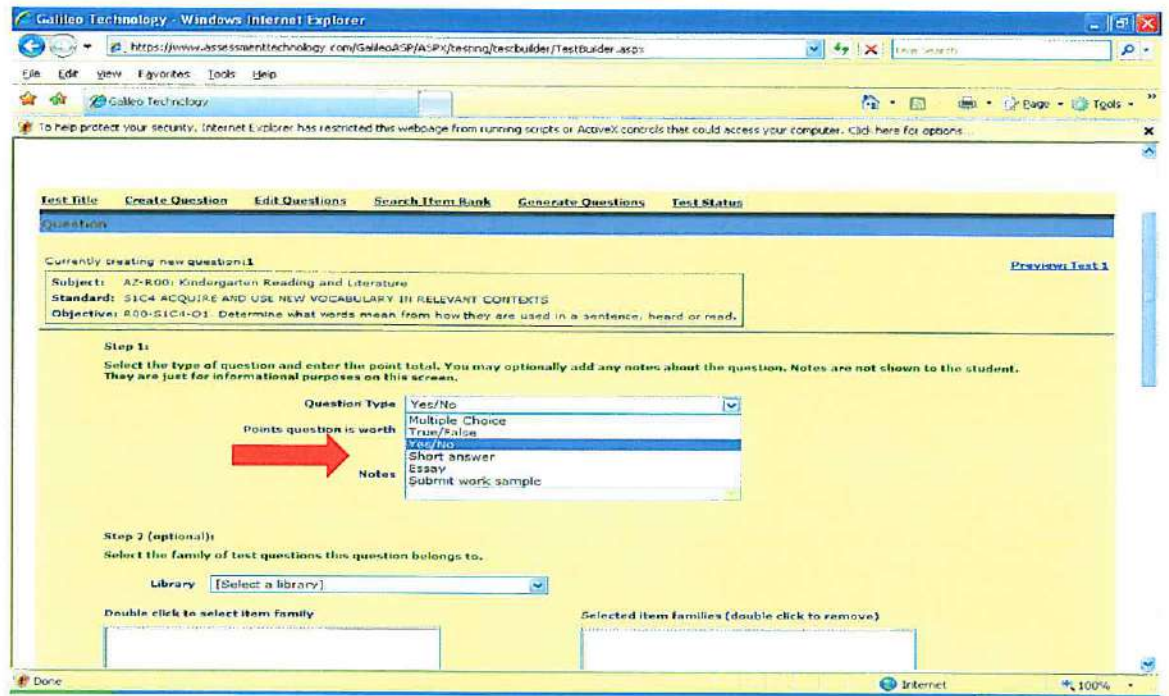
The screenshot shows the Galileo Technology Test Builder interface. At the top, there are navigation tabs: Setup, Assessment, Curriculum, Student/Family, and Reports. Below these are sub-tabs: Test Planning, Test Construction, Test Scheduling, Test Administration, Test Scoring, Test Results, and Printing. The main header area displays the 'Test Builder' logo and user information: District: Chinle Unified School District, Year: 2010-11, School: Chinle High School, and Class: LS Healthy Living A: Hess: 5A S1. A red arrow points to the 'Standard' dropdown menu, which is open and showing a list of standards. The selected standard is 'S1C4 ACQUIRE AND USE NEW VOCABULARY IN RELEVANT CONTEXTS'. Other visible standards include S1C1 DEMONSTRATE UNDERSTANDING OF PRINT CONCEPTS, S1C2 IDENTIFY AND MANIPULATE THE SOUNDS OF SPEECH, S1C3 DECODE WORDS, USING KNOWLEDGE OF PHONICS, SYLLABICATION, AND WORD RECOGNITION, S1C6 EMPLOY STRATEGIES TO COMPREHEND TEXT, S2C1 IDENTIFY, ANALYZE, AND APPLY KNOWLEDGE OF THE STRUCTURES AND FUNCTIONS OF LITERATURE, S3C1 IDENTIFY, ANALYZE, AND APPLY KNOWLEDGE OF THE PURPOSE, STRUCTURE, AND MAIN MESSAGE OR Meaning of a Text, and S3C2 IDENTIFY, ANALYZE, AND APPLY KNOWLEDGE OF THE PURPOSE, STRUCTURE, AND MAIN MESSAGE OR Meaning of a Text.

Choose an Objective

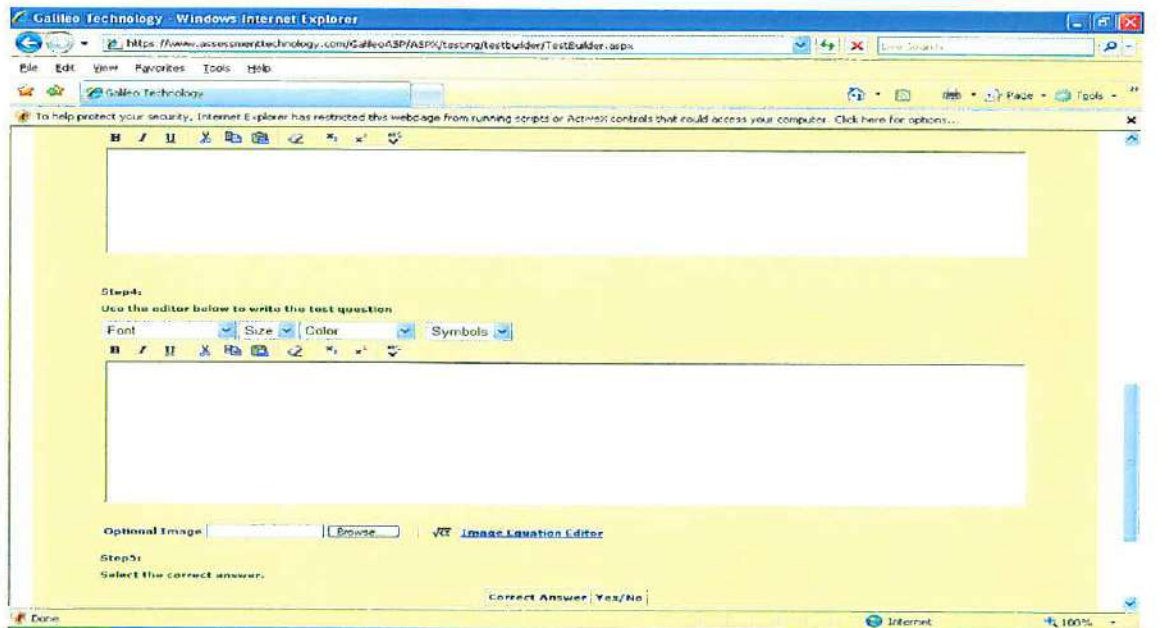
Then: Save Objective

The screenshot shows the Galileo Technology Test Builder interface. The 'Standard' dropdown menu is now closed, and the selected standard is 'S1C4 ACQUIRE AND USE NEW VOCABULARY IN RELEVANT CONTEXTS'. Below the standard, there are three radio button options for objectives: R00-S1C4-01. Determine what words mean from how they are used in a sentence, heard or read.; R00-S1C4-02. Sort familiar words into basic categories (e.g., colors, shapes, foods).; and R00-S1C4-03. Describe familiar objects and events in both general and specific language. A red arrow points to the 'Save Objective' button, which is circled in red. The interface also shows the 'Subject' dropdown menu set to 'AZ-R00: Kindergarten Reading and Literature'.

Choose question type that best fits



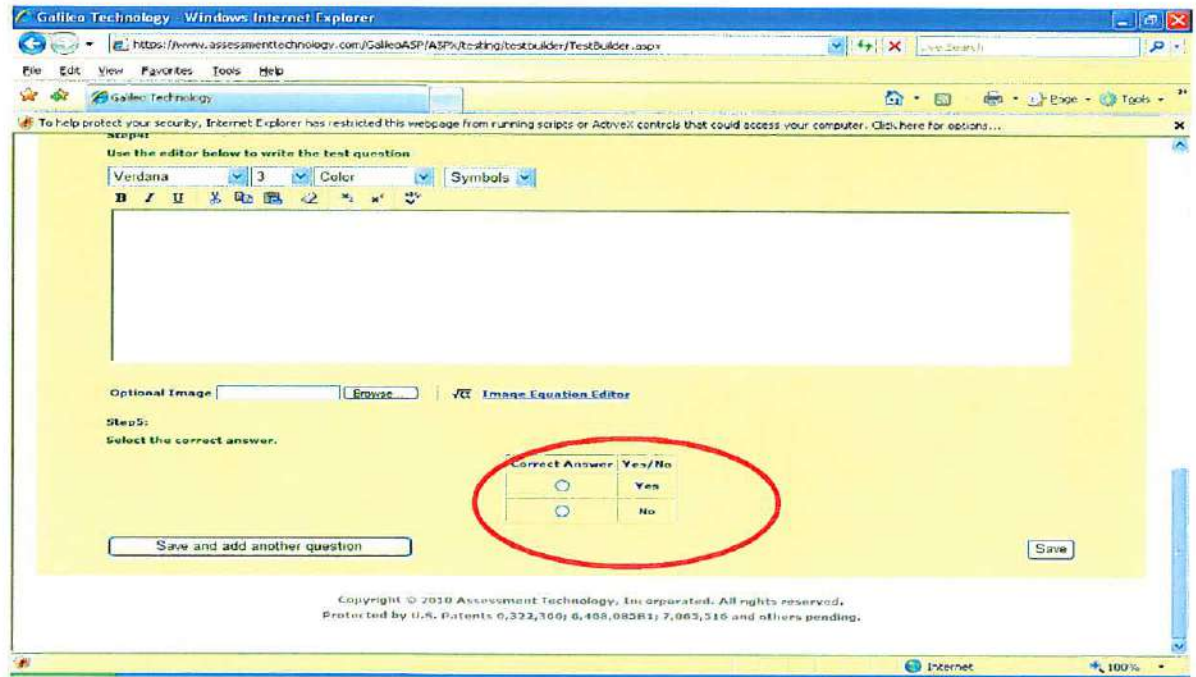
Type in Question



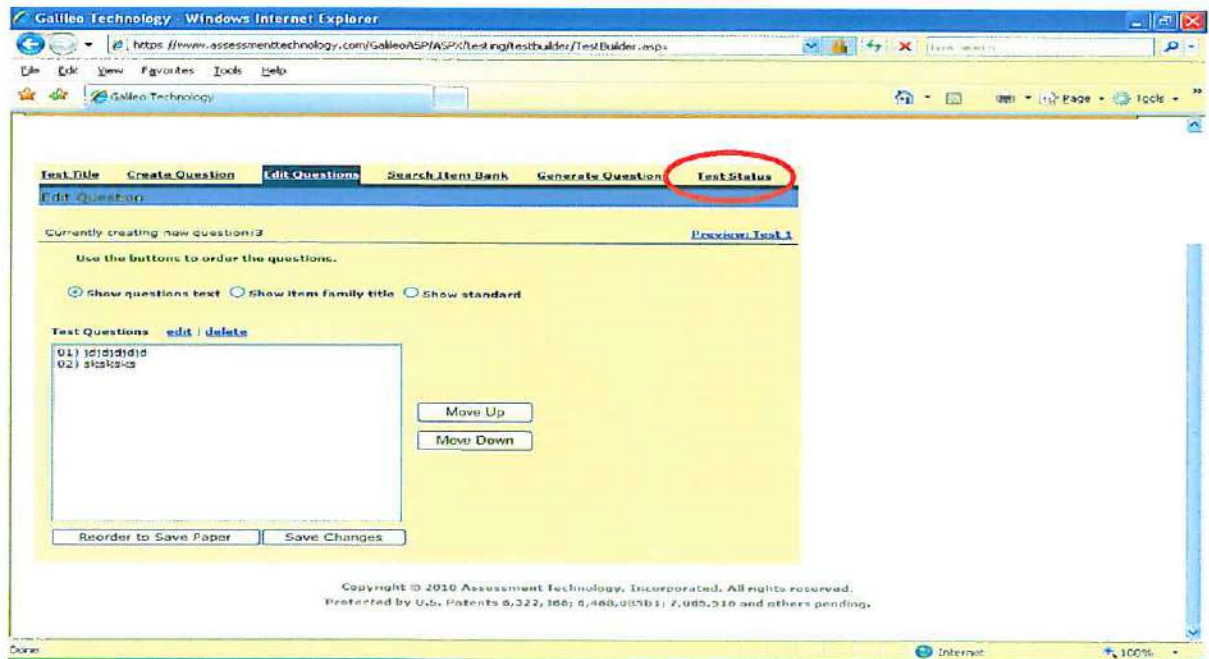
Then choose : **Yes**  
Or  
Answer that fits  
best

Then:  
**Save and add  
another question**

When you are  
done :  
Click  
**Save**



Click: **Test Status**





When you are done:

Save Test Status

The screenshot shows a web browser window titled "Galileo Technology - Windows Internet Explorer". The address bar displays the URL: <https://www.assessmenttechnology.com/GalileoASP/ASP/testing/testbuilder/TestBuilder.aspx>. The browser's menu bar includes File, Edit, View, Favorites, Tools, and Help. The page content features a navigation bar with tabs: Test Planning, Test Construction, Test Scheduling, Test Administration, Test Scoring, Test Results, and Printing. Below this is the "Test Builder" header, which includes user information: District: Chinle Unified School District, Year: 2010-11, School: Chinle High School, and Class: LS Healthy Living A: Hess: 5A 51. A secondary navigation bar contains links for Settings, Dashboard, Books, Help, Forum, Tech Support, Site Map, and Logout. The main content area has a sub-navigation bar with tabs: Test Title, Create Question, Edit Questions, Search Item Bank, Generate Questions, and Test Status. The "Test Status" tab is active, showing a "Test status" section with a "Preview: Test 1" link. Below this, there are three radio button options for the test phase: Construction Phase (selected), Tryout Phase, and Publish Phase. The Publish Phase description states: "You can schedule the test and assessments will be computed. You cannot edit the test anymore." Below the phase options are two radio button options for the test type: Formative Test (selected) and Formative Protected Test. A red circle highlights the "Save Test Status" button at the bottom of the form. At the very bottom of the page, there is a copyright notice: "Copyright © 2010 Assessment Technology, Incorporated. All rights reserved. Protected by U.S. Patents 6,322,369; 6,468,083B; 7,063,518 and others pending." The browser's status bar at the bottom right shows "Internet" and "100%".