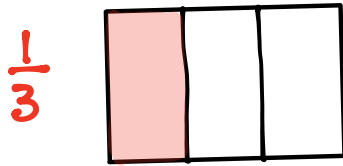


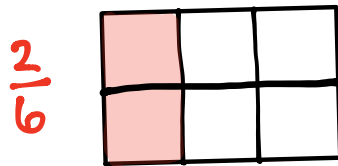
Name _____

Date _____

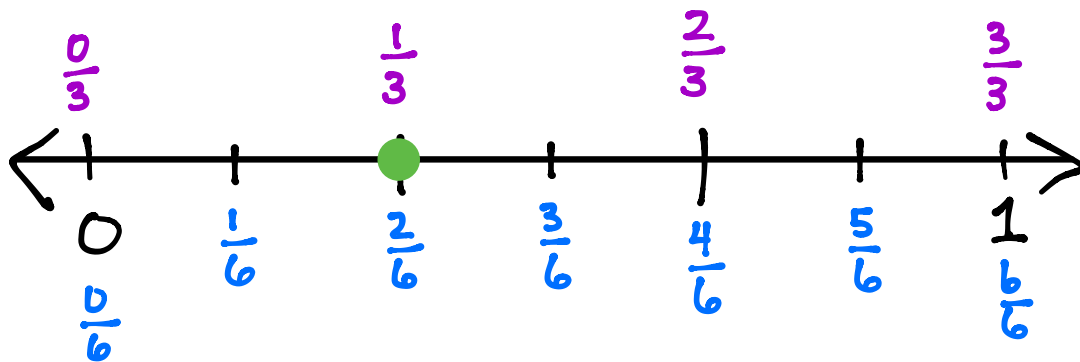
1. Draw and label two models that show equivalent fractions.



$$\frac{1}{3} = \frac{2}{6}$$



2. Draw a number line that proves your thinking about Problem 1.



$\frac{1}{3}$ and $\frac{2}{6}$ are located at the same place on the number line. This shows $\frac{1}{3} = \frac{2}{6}$.