

# Objetivo de aprendizaje:

Puedo restar sobre zero usando el algoritmo estándar. (3.NBT.A.2)

I can subtract over zero using the standard algorithm. (3.NBT.A.2)







Numbers and Operations in Base Ten	
Assessed in	
3.NBT.A.1	I can use place value understanding to round a whole number to the nearest 10 or nearest 100.
3.NBT.A.2	I can use strategies for adding and subtracting within 1000.
3.NBT.A.3	I can use strategies to multiply one-digit whole numbers by multiples of 10, in the range 10-90.

Students, drag the icons!



# ¿Cuál es mi nivel de participación? What's my level of engagement?

Audio Included

Distrayendo /Disrupting	Evitando /Avoiding	Retirándose /Withdrawing	Participando / Participating	Invirtiendo /Investing	Avanzando /Driving
<p>Distracting others Distrayendo a los demás.</p> <p>Disrupting the learning Interrumpiendo el aprendizaje</p>	<p>Looking for ways to avoid work Buscando maneras de evitar trabajar</p> <p>Off-task behavior Comportamiento no enfocado</p>	<p>Being distracted Estar distraído</p> <p>Physically separating from the group Apartarse físicamente del grupo</p>	<p>Doing work Haciendo el trabajo</p> <p>Paying attention Prestando atención</p> <p>Responding to questions Contestando preguntas</p>	<p>Trying hard things Intentando cosas difíciles</p> <p>Asking questions Haciendo preguntas</p> <p>Feeling like what you are learning is important Sentir que lo que estás aprendiendo es importante</p>	<p>Setting goals Fijando metas</p> <p>Seeking feedback Obteniendo información</p> <p>Self-assessment Autoevaluación</p>
					



Students, drag the icon!



Pear Deck Interactive Slide  
Do not remove this bar

# Practica de Restar Sobre Zero

$$\begin{array}{r} 700 \\ - 166 \\ \hline \end{array}$$

$$\begin{array}{r} 600 \\ - 213 \\ \hline \end{array}$$

$$\begin{array}{r} 405 \\ - 101 \\ \hline \end{array}$$

$$\begin{array}{r} 830 \\ - 749 \\ \hline \end{array}$$

$$\begin{array}{r} 600 \\ - 114 \\ \hline \end{array}$$



Students, draw anywhere on this slide!

# Practica de Restar Sobre Zero

$$\begin{array}{r} 808 \\ - 171 \\ \hline \end{array}$$

$$\begin{array}{r} 704 \\ - 397 \\ \hline \end{array}$$

$$\begin{array}{r} 380 \\ - 283 \\ \hline \end{array}$$

$$\begin{array}{r} 805 \\ - 287 \\ \hline \end{array}$$

$$\begin{array}{r} 920 \\ - 812 \\ \hline \end{array}$$



Students, draw anywhere on this slide!

Pear Deck Interactive Slide

Do not remove this bar

# Practica de Restar Sobre Zero

$$\begin{array}{r} 620 \\ - 264 \\ \hline \end{array}$$

$$\begin{array}{r} 500 \\ - 306 \\ \hline \end{array}$$

$$\begin{array}{r} 572 \\ - 487 \\ \hline \end{array}$$

$$\begin{array}{r} 500 \\ - 394 \\ \hline \end{array}$$

$$\begin{array}{r} 910 \\ - 606 \\ \hline \end{array}$$



Students, draw anywhere on this slide!

# Practica de Restar Sobre Zero

$$\begin{array}{r} 800 \\ - 630 \\ \hline \end{array}$$

$$\begin{array}{r} 900 \\ - 214 \\ \hline \end{array}$$

$$\begin{array}{r} 610 \\ - 165 \\ \hline \end{array}$$

$$\begin{array}{r} 405 \\ - 167 \\ \hline \end{array}$$


$$\begin{array}{r} 397 \\ - 339 \\ \hline \end{array}$$



Students, draw anywhere on this slide!

# Puedo restar sobre zero usando el algoritmo estándar. (3.NBT.A.2)

I can subtract over zero using the standard algorithm.



## Numbers and Operations in Base Ten

### Assessed in

- |                  |  |
|------------------|--|
| 3.NBT.A.1        | I can use place value understanding to round a whole number to the nearest 10 or nearest 100.    |
| <b>3.NBT.A.2</b> | <b>I can use strategies for adding and subtracting within 1000.</b>                              |
| 3.NBT.A.3        | I can use strategies to multiply one-digit whole numbers by multiples of 10, in the range 10-90. |

Students, drag the icon!